



SUZUKI MARINE

Parts Book

DT 115 (1981-1982)

DT 140 (1981-1982)



1703 Hwy 35 So., Laurence Harbor, NJ 08879

(732) 264-7176

(800) 338-0645 FAX (732) 264-2472

www.brownspoint.com

PREFACE

When it becomes necessary to replace parts on SUZUKI OUTBOARD MOTORS, always use SUZUKI GENUINE PARTS which have passed a strict inspection which guarantees quality and performance.

This parts catalogue covers the list of all service parts for SUZUKI DT115J, DT140J, DT115VZ, DT140VZ.

INSTRUCTIONS FOR QUOTING THE CATALOGUE

1. DIMENSIONS

Dimensions of the parts in this catalogue are indicated in unit millimeters.

2. ABBREVIATIONS

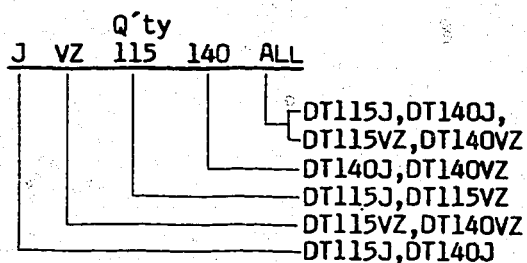
Abbreviations used in this catalogue are as follows:

AR	: As required	NT	: Number of teeth
ASSY	: Assembly	OPT	: Optional
E.No.	: Engine number	OS	: Over size
F.No.	: Frame number	STD	: Standard
d	: Diameter of material	T	: Thickness
ID	: Inside diameter	US	: Under size
OD	: Outside diameter	W	: Width
L	: Length		
LH	: Left hand side		
RH	: Right hand side		
~123456	: Up to F.No.11501-123456		
123456~	: From F.No.11501-123456		

$\frac{12}{\text{ID}} \times \frac{34}{\text{OD}} \times \frac{5.6}{\text{T(or W,L)}}$ Figures in the description column show the dimensions of parts.

ID OD T(or W,L)

The number of letter shown below Q'ty indicate the MODEL NAME as shown right side.



3. INNER PARTS OF ASSEMBLY

Parts number that have a period (.) mark in front of the part description on a text page are separately serviced parts of the assembly.

4. MODIFICATION NOTICE

A parts bulletin will be sent to you on all occasions when changes in parts occur, including interchangeable modifications between new parts and old ones.

5. NOTE

5-1. There are some different parts from those of production models among spare parts for the administrative reasons and common use of them with other models.

5-2. In respect of rubber hoses and vinyl tubes, please be sure to use them by cutting off according to the length mentioned on parts catalogue or what is actually required on the vehicle.

5-3. Note that the drawings on the illustration page are for ready reference of spare parts number, not to be used as an assembly manual.
When assembling, use "SUZUKI SERVICE MANUAL".

6. SPECIFICATION CODE

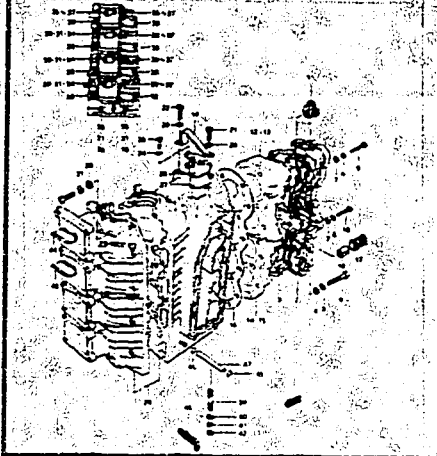
This catalogue contains the parts for the model designed for the following spec.;

spec. code : DT115J E3, DT140J E3, DT115VZ (E1, E3, E9, E13),
DT140VZ (E1, E9, E13)

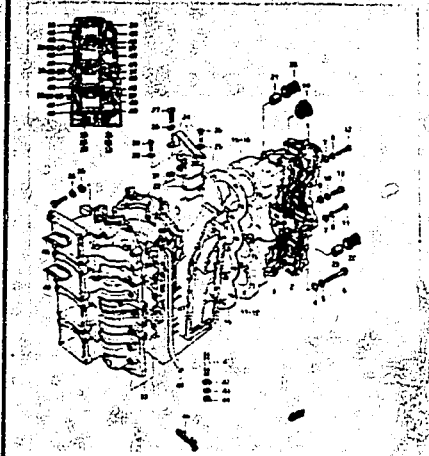
7. SERIAL FRAME NUMBER

DT115J : 11501-101001-	DT115VZ : 11501-2xxxxx-
DT140J : 14001-101001-	DT140VZ : 14001-2xxxxx-

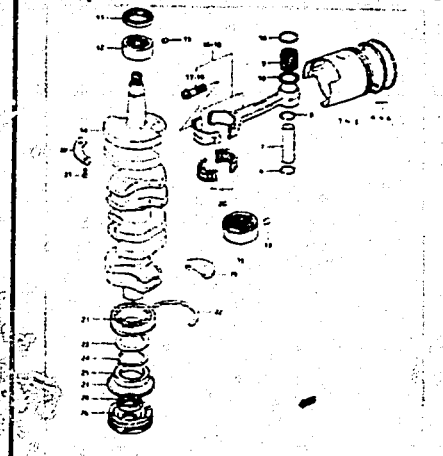
CRANKCASE 1 (model J) B-2




CRANKCASE 2 (model VZ) B-4




CRANKSHAFT B-6



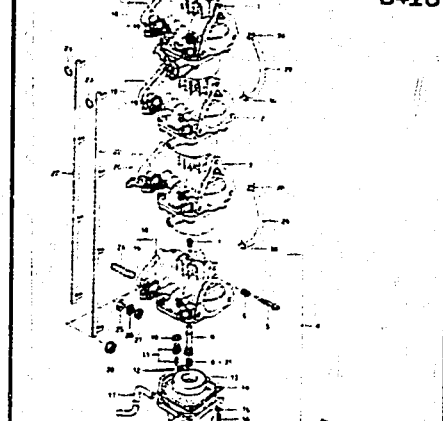
INLET - EXHAUST COVER 1 (model J) B-8



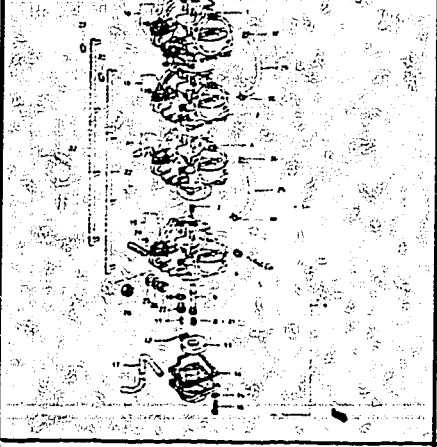
INLET - EXHAUST COVER 2 (model VZ) B-9



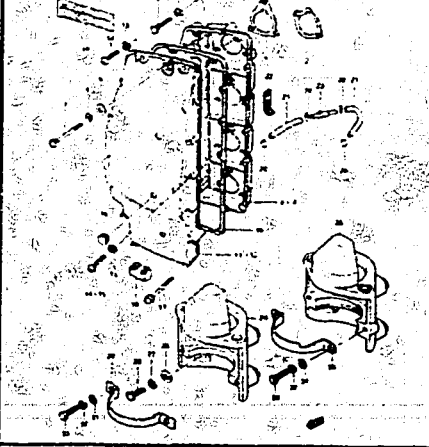
CARBURETOR (DT115J/DT115VZ) B-10



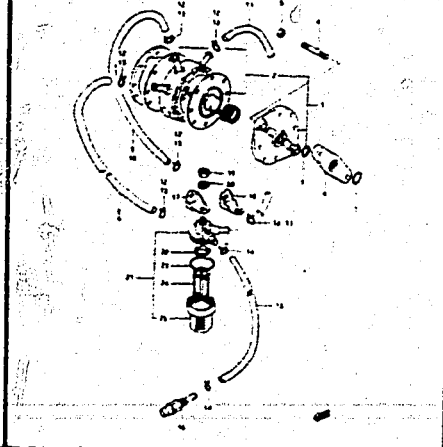
CARBURETOR (DT140J/DT140VZ) B-11



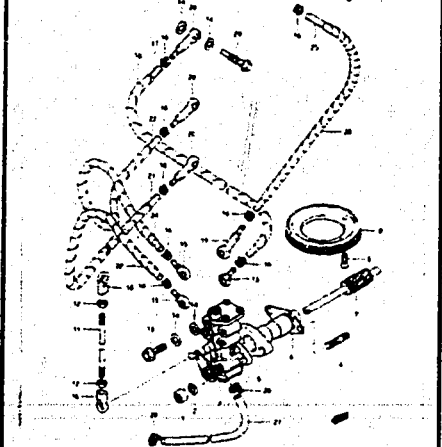
SILENCER - MOTOR BRACKET C-2



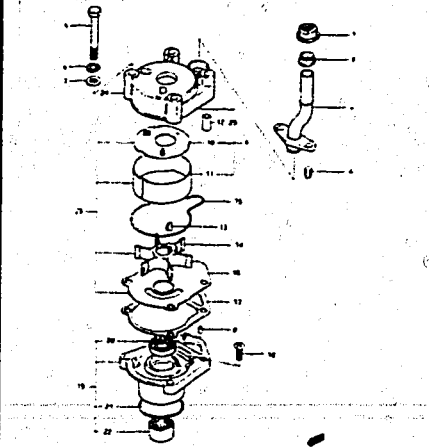
FUEL PUMP C-4



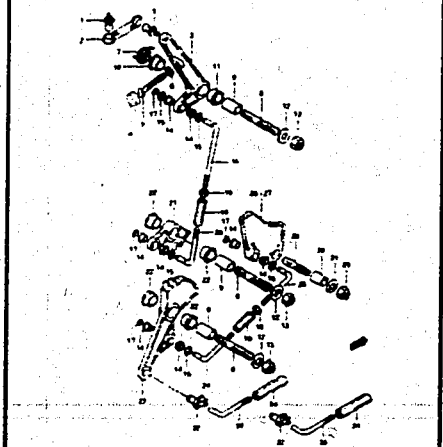
OIL PUMP C-5







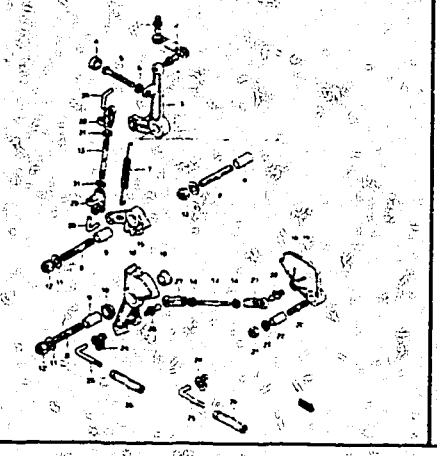
WATER PUMP C-6



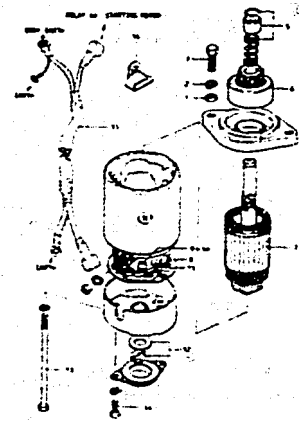

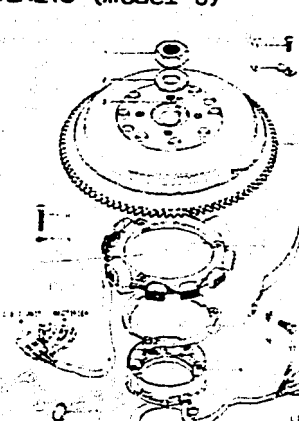
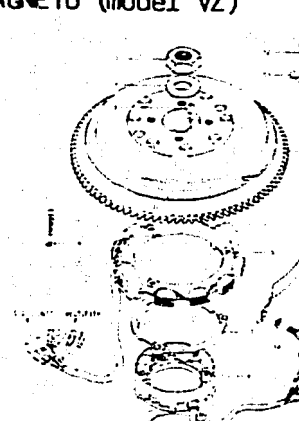
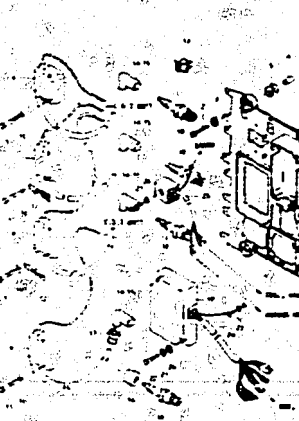





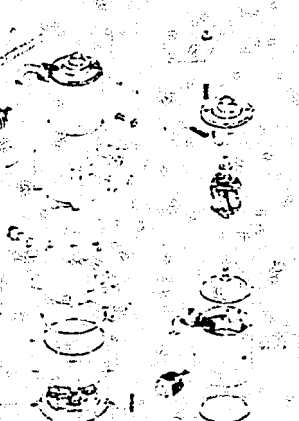







THROTTLE LINK (model J) C-7



THROTTLE LINK (model VZ) C-8



<p>CLUTCH (model J) D- 2</p> 	<p>CLUTCH (model VZ) D- 4</p> 	<p>STARTING MOTOR (model J) D- 6</p> 	<p>STARTING MOTOR (model VZ) D- 7</p> 	<p>MAGNETO (model J) D- 8</p> 	<p>MAGNETO (model VZ) D- 9</p> 
<p>IGNITION D-10</p> 	<p>ELECTRICAL (1) D-11</p> 	<p>ELECTRICAL (2) D-12</p> 	<p>CLAMP BRACKET E- 2</p> 	<p>SWIVEL BRACKET E- 3</p> 	<p>TILT CYLINDER E- 4</p> 
<p>POWER UNIT E- 5</p> 	<p>TRIM CYLINDER E- 6</p> 	<p>ENGINE HOLDER (model J) E- 7</p> 	<p>ENGINE HOLDER (model VZ) E- 8</p> 	<p>DRIVESHAFT HOUSING E- 9</p> 	

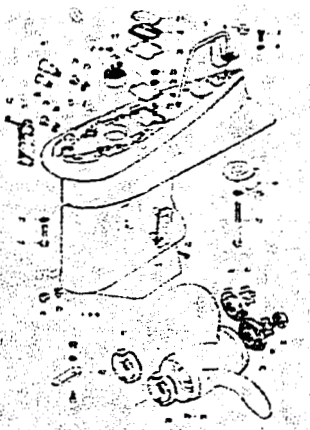
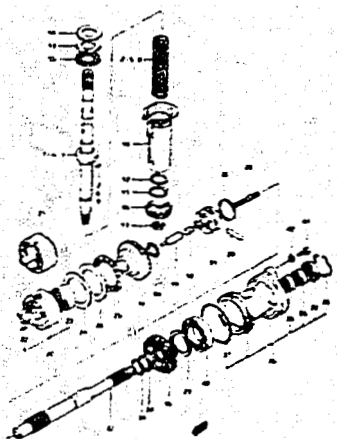
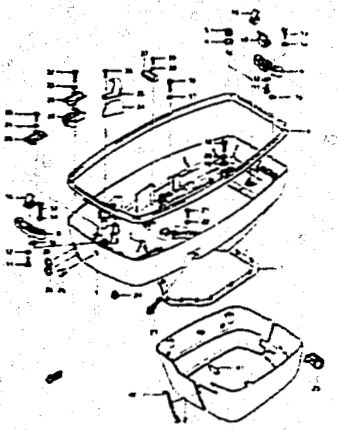
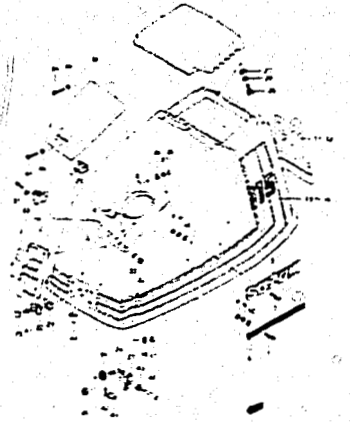
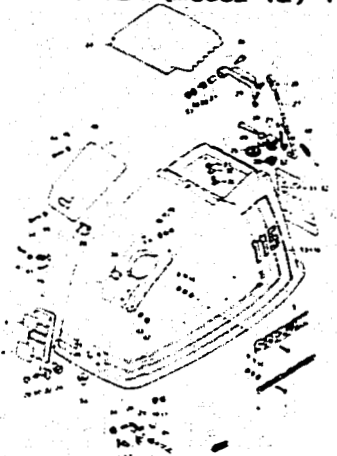
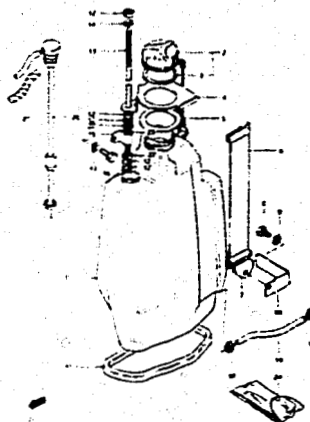


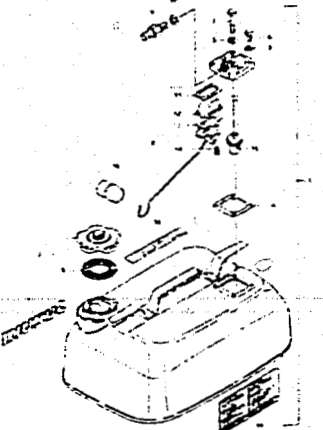
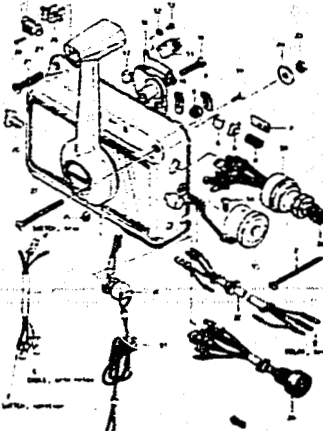
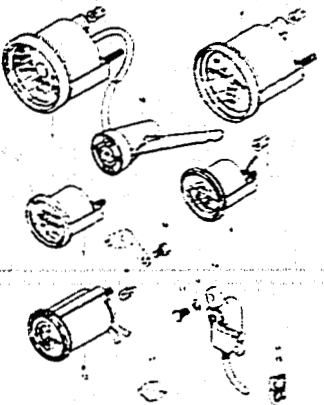

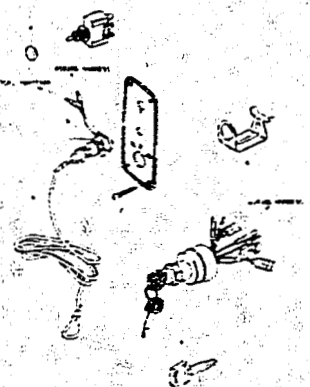
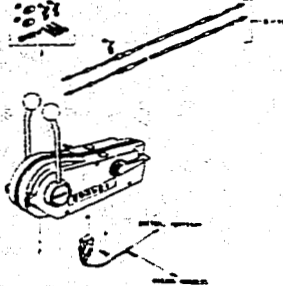
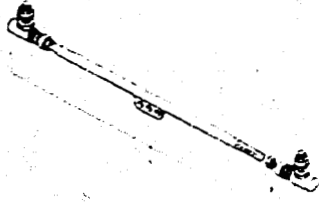
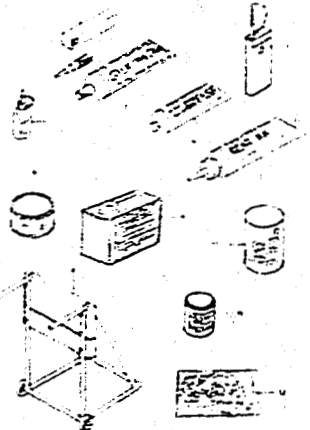
<p>GEAR CASE F- 2</p> 	<p>TRANSMISSION F- 4</p> 	<p>LOWER COVER F- 7</p> 	<p>ENGINE COVER (model J) F- 9</p> 	<p>ENGINE COVER (model VZ) F-11</p> 	<p>OIL TANK (model J) G- 2</p> 
<p>OIL TANK (model VZ) G- 3</p> 	<p>FUEL HOSE G- 4</p> 	<p>FUEL TANK G- 5</p> 	<p>REMOTE CONTROL G- 6</p> 	<p>METER G- 8</p> 	<p>OPT : ELECTRICAL G- 9</p> 
<p>OPT : IGNITION SWITCH G-10</p> 	<p>OPT : REMOTE CONTROL G-11</p> 	<p>OPT : TIE ROD G-12</p> 	<p>OPTIONAL G-13</p> 		

FIG.1

B - 2

1

FIG.1 (B- 2) CRANKCASE 1 (model J)

Q'TY

REMARKS

REF.NO.	PART NO.	DESCRIPTION	J	REMARKS
1	11151-94501-01T	COVER, cylinder head upper	1	
2	11161-94500-01T	COVER, cylinder head lower	1	
3-1	11162-94500	GASKET, cover	1	to 11162-94501
3-2	11162-94501	GASKET, cover	1	
4	08322-11108	WASHER	20	
5	08321-21108	LOCK WASHER	20	
6	01107-10858	BOLT	20	
7	08322-21068	WASHER	9	
8	08321-21068	LOCK WASHER	9	
9	01107-06358	BOLT	2	
10	01107-06308	BOLT	7	
11	17670-94500	THERMOSTAT (50°C)	1	
12	11111-94501-01T	CYLINDER HEAD, upper	1	DT115J
13	11111-94511-01T	CYLINDER HEAD, upper	1	DT140J
14	11121-94501-01T	CYLINDER HEAD, lower	1	DT115J
15	11121-94511-01T	CYLINDER HEAD, lower	1	DT140J
16-1	11141-94501	GASKET, cylinder head	1	to 11141-94502
16-2	11141-94502	GASKET, cylinder head	1	
17	11171-94500	CONNECTOR, head	3	
18	11172-94500	INSERT	3	
19	11291-94500	HOOK, engine rear	1	
20	08321-21088	LOCK WASHER	2	
21	01107-08208	BOLT	1	
22	01107-08258	BOLT	1	
23	02132-06208	SCREW	1	
24	08321-21068	LOCK WASHER	1	
25	01107-06208	BOLT	1	
26	11218-94500	COVER, water jacket	1	
27-1	11219-94500	GASKET, cover	1	to 11219-94501
27-2	11219-94501	GASKET, cover	1	

FIG.2 (B-4,5) : model VZ

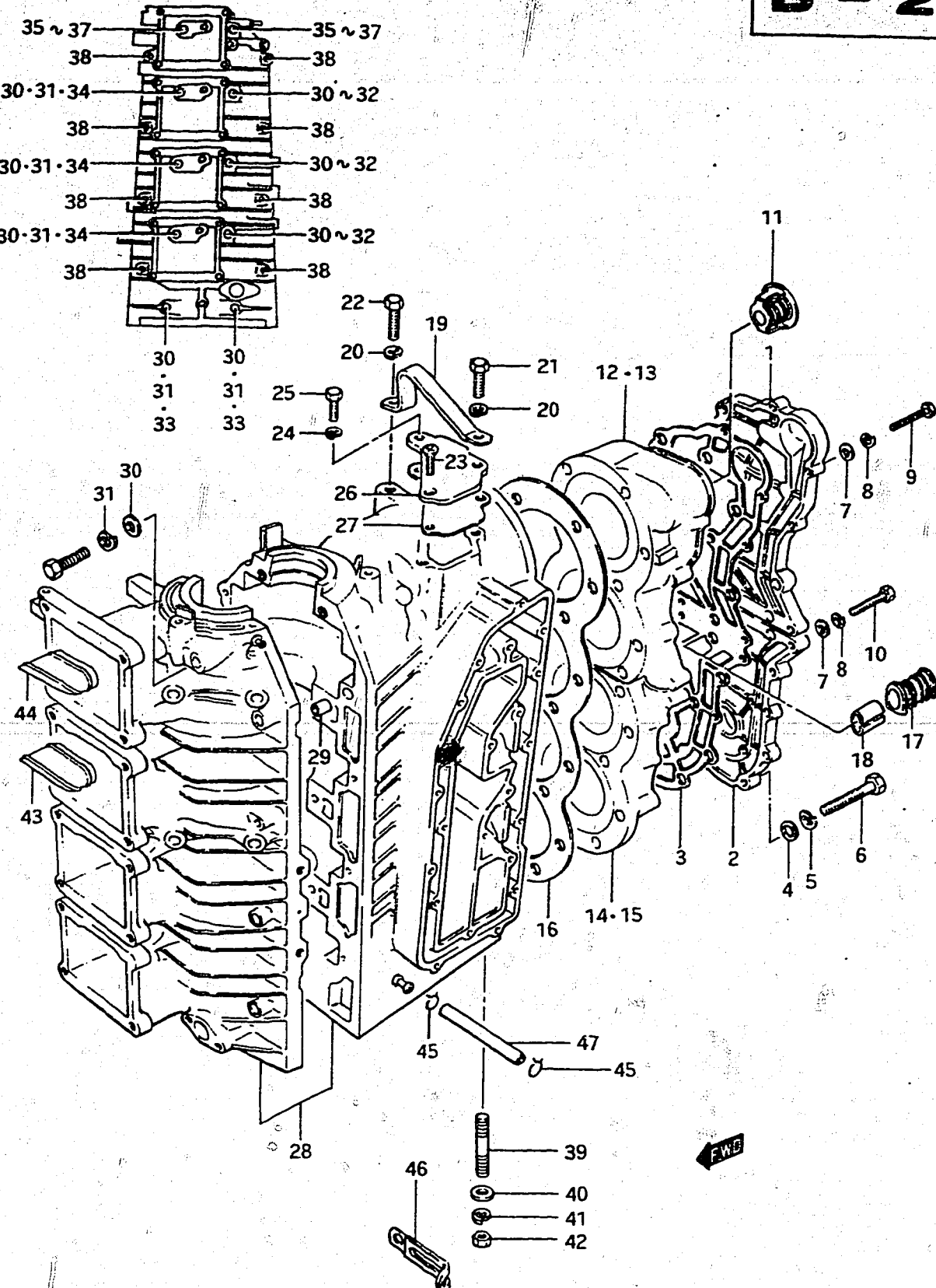


FIG.1

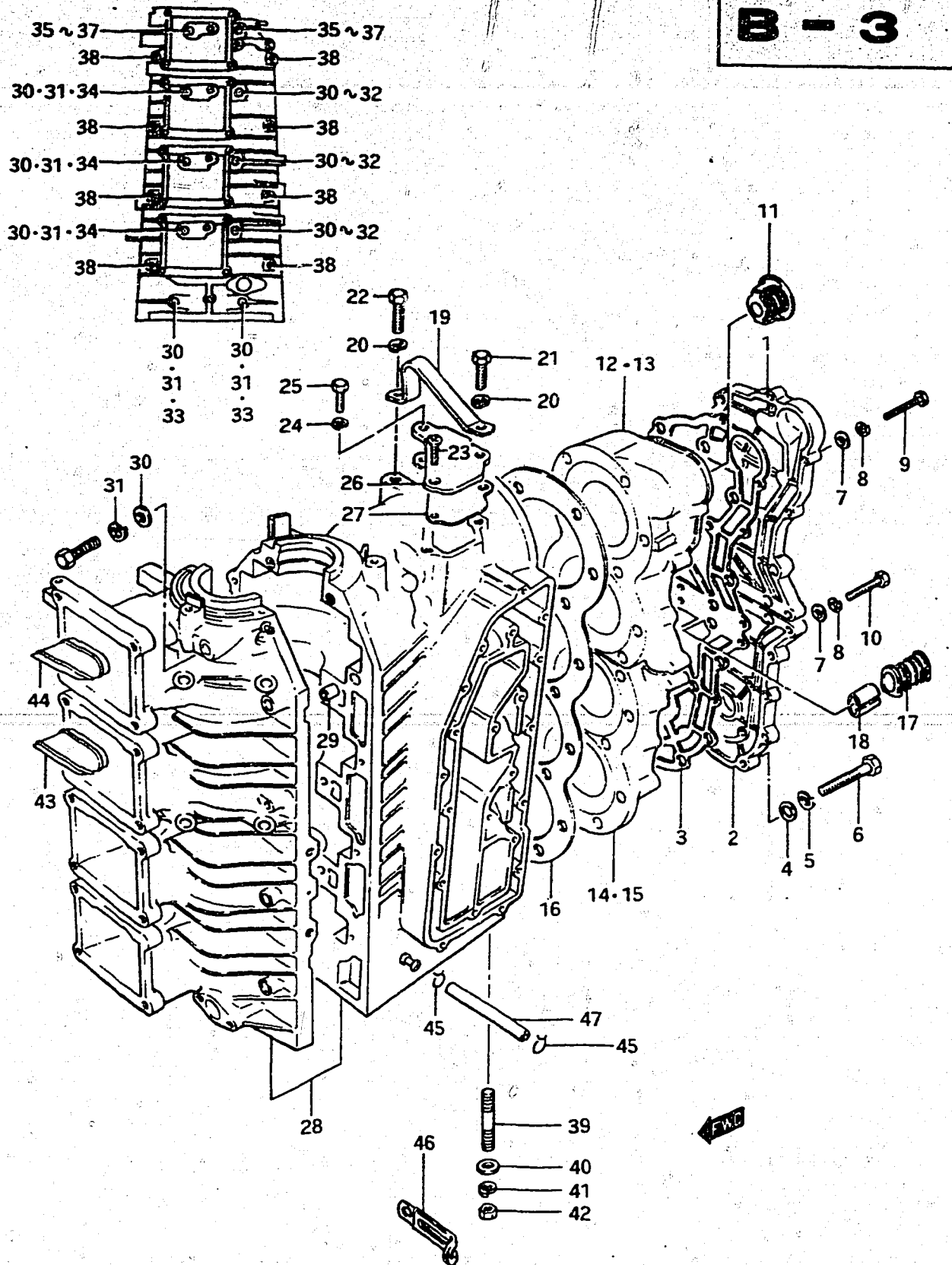


FIG.1 (B-3) CRANKCASE 1 (model J)

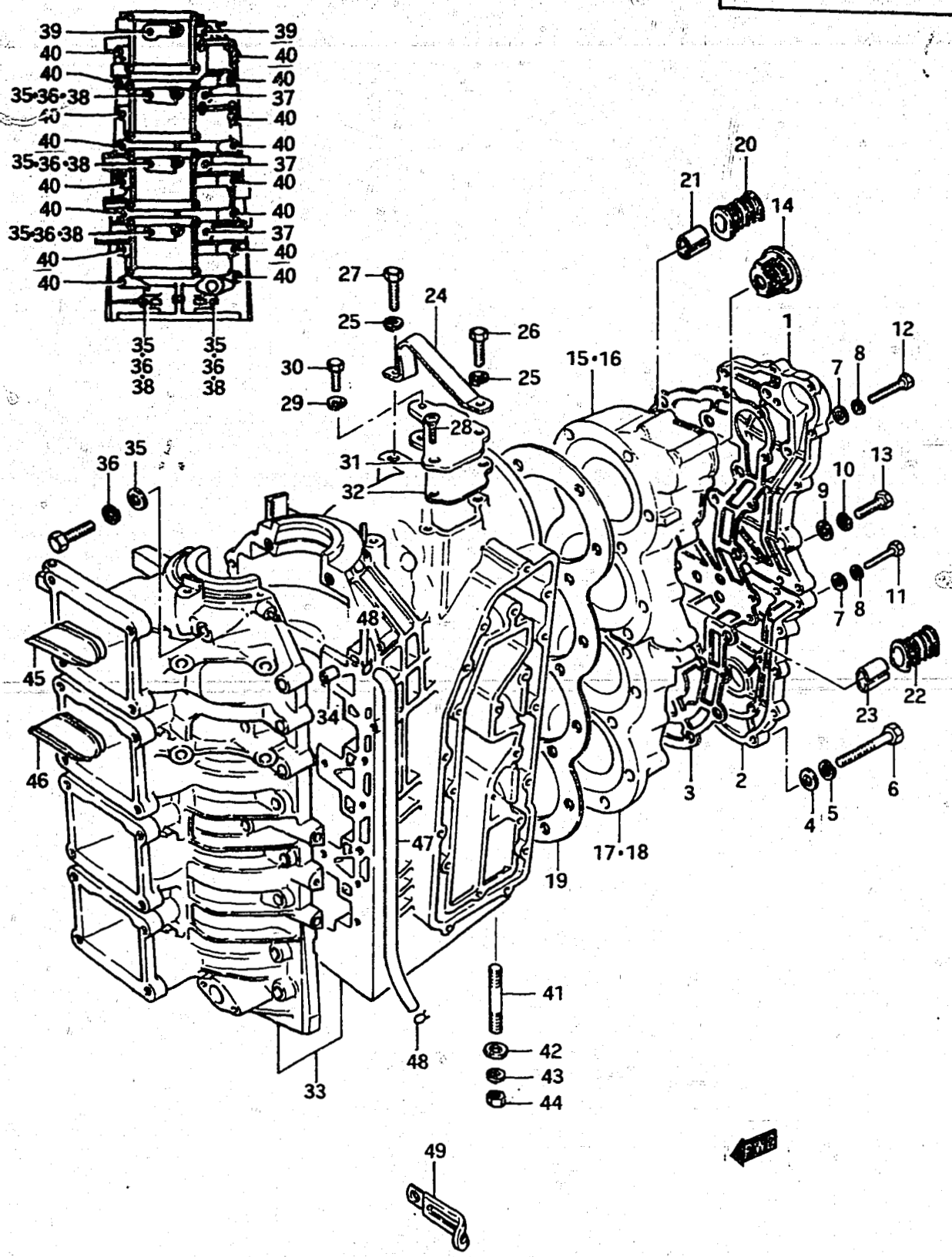
REF.NO.	PART NO.	DESCRIPTION	Q'TY	REMARKS
28-1	11300-94501-01T	CRANK CASE ASSY	1	to 11300-94502-01T
28-2	11300-94502-01T	CRANK CASE ASSY	1	
29	09206-11001	.PIN	2	
30	08322-11108	.WASHER	8	
31	08321-21108	.LOCK WASHER	8	
32	01107-10558	.BOLT	3	
33	01107-10708	.BOLT	2	
34	01107-10758	.BOLT	3	
35	08322-11108	.WASHER	2	
36	08321-21108	.LOCK WASHER	2	
37	01107-10858	.BOLT	2	
38	01517-08408	.BOLT	8	
39	09108-10026	.STUD BOLT	2	
40	08322-11108	WASHER	2	
41	09162-10002	LOCK WASHER	2	
42	09140-10015	NUT	2	
43	11315-94500	PLUG, crank case (H:72)	3	
44	11316-94500	PLUG, crank case (H:49.5)	1	
45	09401-06403	CLIP	2	
46	09404-08401	CLAMP, hose (L:52)	1	
47	09343-03051	HOSE, inspection (L:330-180)	1	

FIG.2 (B-4,5) : model VZ

FIG.2

B - 4

FIG.2 (B- 4) CRANKCASE 2 (model VZ)

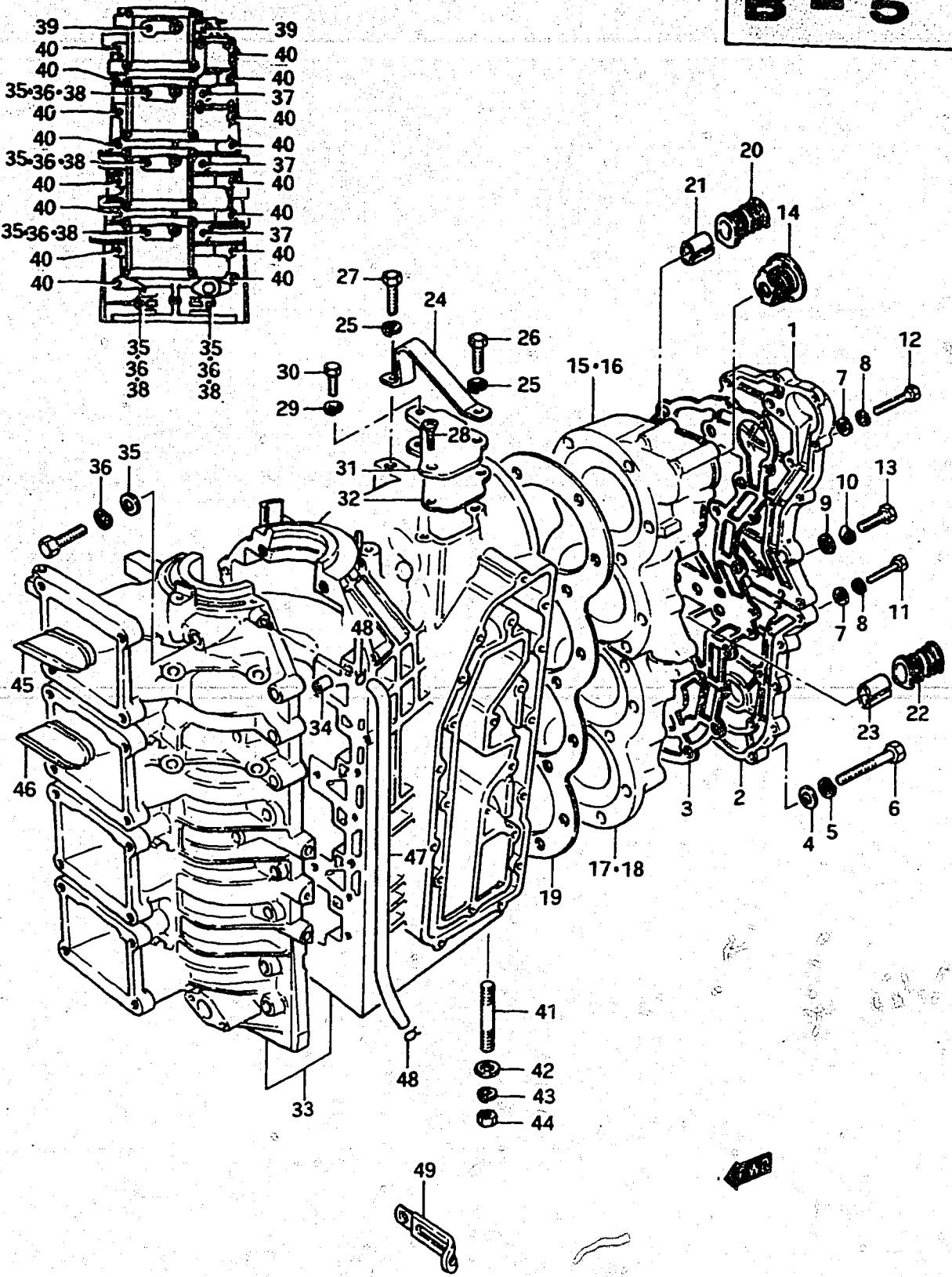


REF.NO.	PART NO.	DESCRIPTION	Q'TY	VZ	REMARKS
1-1	11151-94502-01T	COVER, cylinder head upper	1		
1-2	11151-94502-02M	COVER, cylinder head upper	1		VZ E13/E9
2-1	11161-94501-01T	COVER, cylinder head lower	1		
2-2	11161-94501-02M	COVER, cylinder head lower	1		VZ E13/E9
3	11162-94502	GASKET, cover	1		
4	08322-11108	WASHER	20		
5	08321-21108	LOCK WASHER	20		
6	01907-10858	BOLT	20		to 01107-10858
7	08322-21068	WASHER	8		
8	08321-21068	LOCK WASHER	8		
9	09160-08010	WASHER	2		
10	08321-21088	LOCK WASHER	2		
11	01907-06308	BOLT	6		to 01107-06308
12	01907-06358	BOLT	2		to 01107-06358
13	01907-08808	BOLT	2		to 01107-08808
14	17670-94500	THERMOSTAT (50°C)	1		
15-1	11111-94502-01T	CYLINDER HEAD, upper	1		DT115VZ
15-2	11111-94502-02M	CYLINDER HEAD, upper	1		DT115VZ E13/E9,DT140VZ E13
15-3	11111-94502-02M	CYLINDER HEAD, upper	1		DT140VZ E9
16	11111-94512-01T	CYLINDER HEAD, upper	1		DT140VZ,DT115VZ E3
17-1	11121-94502-01T	CYLINDER HEAD, lower	1		DT115VZ
17-2	11121-94502-02M	CYLINDER HEAD, lower	1		DT115VZ E13/E9,DT140VZ E13
17-3	11121-94502-02M	CYLINDER HEAD, lower	1		DT140VZ E9
18	11121-94512-01T	CYLINDER HEAD, lower	1		DT140VZ,DT115VZ E3
19	11141-94503	GASKET, cylinder head	1		
20	11181-94500	CONNECTOR, head	1		
21	11182-94500	INSERTER	1		
22	11171-94500	CONNECTOR, head	1		
23	11172-94500	INSERTER	1		
24	11291-94500	HOOK, engine rear	1		
25	08321-21088	LOCK WASHER	2		
26	01107-08208	BOLT	1		
27	01107-08258	BOLT	1		
28	02132-06208	SCREW	1		
29	08321-21068	LOCK WASHER	1		
30	01107-06208	BOLT	1		

FIG.1 (B-2,3) : model J

FIG.2

B-5



4

FIG.2 (B-5) CRANKCASE 2 (model VZ)

REF.NO.	PART NO.	DESCRIPTION	Q'TY		REMARKS
			VZ		
31	11218-94501	COVER, water jacket	1		
32	11219-94502	GASKET, cover	1		
33-1	11300-94504-01T	CYLINDER/CRANKCASE ASSY	1		
33-2	11300-94504-02M	CYLINDER/CRANKCASE ASSY	1		VZ E13/E9
34	09206-11001	.DOWEL PIN	2		
35	08322-11108	.WASHER	10		
36	08321-21108	.LOCK WASHER	10		
37	01907-10558	.BOLT	3		to 01107-10558
38	01907-10708	.BOLT	5		to 01107-10708
39	01907-10808	.BOLT	2		to 01107-10808
40	01517-08408	.BOLT	16		
41	09108-10026	.STUD BOLT	2		
42	08322-11108	WASHER	2		
43	09162-10002	LOCK WASHER	2		
44	09140-10015	NUT	2		
45	11315-94501	PLUG, crank case	3		
46	11316-94501	PLUG, crank case	1		
47	09343-03051	HOSE, inspection (L:330-180)	1		
48	09401-06403	CLIP	2		
49	09404-06401	CLAMP, oil hose	1		

FIG.1 (B-2,3) : model J

FIG.3

B-6

FIG.3 (B-6) CRANKSHAFT

Q'TY

REMARKS

REF.NO.	PART NO.	DESCRIPTION	ALL	REMARKS
1-1	12110-94500	PISTON	4	model J
1-2	12110-94501	PISTON	4	model VZ
1-3	12110-94503	PISTON	4	model VZ
2-1	12110-94500-025	PISTON (OS:0.25)	4	model J
2-2	12110-94501-025	PISTON (OS:0.25)	4	model VZ
2-3	12110-94503-025	PISTON (OS:0.25)	4	model VZ
3-1	12110-94500-050	PISTON (OS:0.5)	4	model J
3-2	12110-94501-050	PISTON (OS:0.5)	4	model VZ
3-3	12110-94503-050	PISTON (OS:0.5)	4	model VZ
4	12140-95301	RING SET, piston	4	STD
5	12140-95301-025	RING SET, piston (OS:0.25)	4	OPT
6	12140-95301-050	RING SET, piston (OS:0.5)	4	OPT
7	12151-94500	PIN, piston	4	
8	09381-22002	CIRCLIP	8	
9	09263-22030	BEARING, piston pin	4	
10	08211-22361	WASHER	8	
11-1	09283-35021	OIL SEAL, upper	1	model J
11-2	09283-40008	OIL SEAL, upper	1	model VZ
12-1	09263-35008	BEARING, upper	1	
12-2	09263-40003	BEARING, upper	1	
13-1	06211-04083	DOWEL PIN	4	
13-2	04221-04089	DOWEL PIN	4	
14-1	12220-94504	SHAFT, crank	1	to 12220-94505
14-2	12220-94506	SHAFT, crank	1	
15-1	09269-35007	BEARING, middle	3	
15-2	09269-40002	BEARING, middle	3	
16	12160-94503	ROD ASSY, connecting	4	to 12160-94510
17	09119-08029	.BOLT, rod	8	to 09119-08037
18	12160-94506	ROD ASSY, connecting	4	to 12160-94510
19	09119-08037	.BOLT, rod	8	
20-1	09263-34003	BEARING, crank pin	4	
20-2	09263-35012	BEARING, crank pin	4	
21-1	09262-40002	BEARING, lower	1	
21-2	09262-40003	BEARING, lower	1	

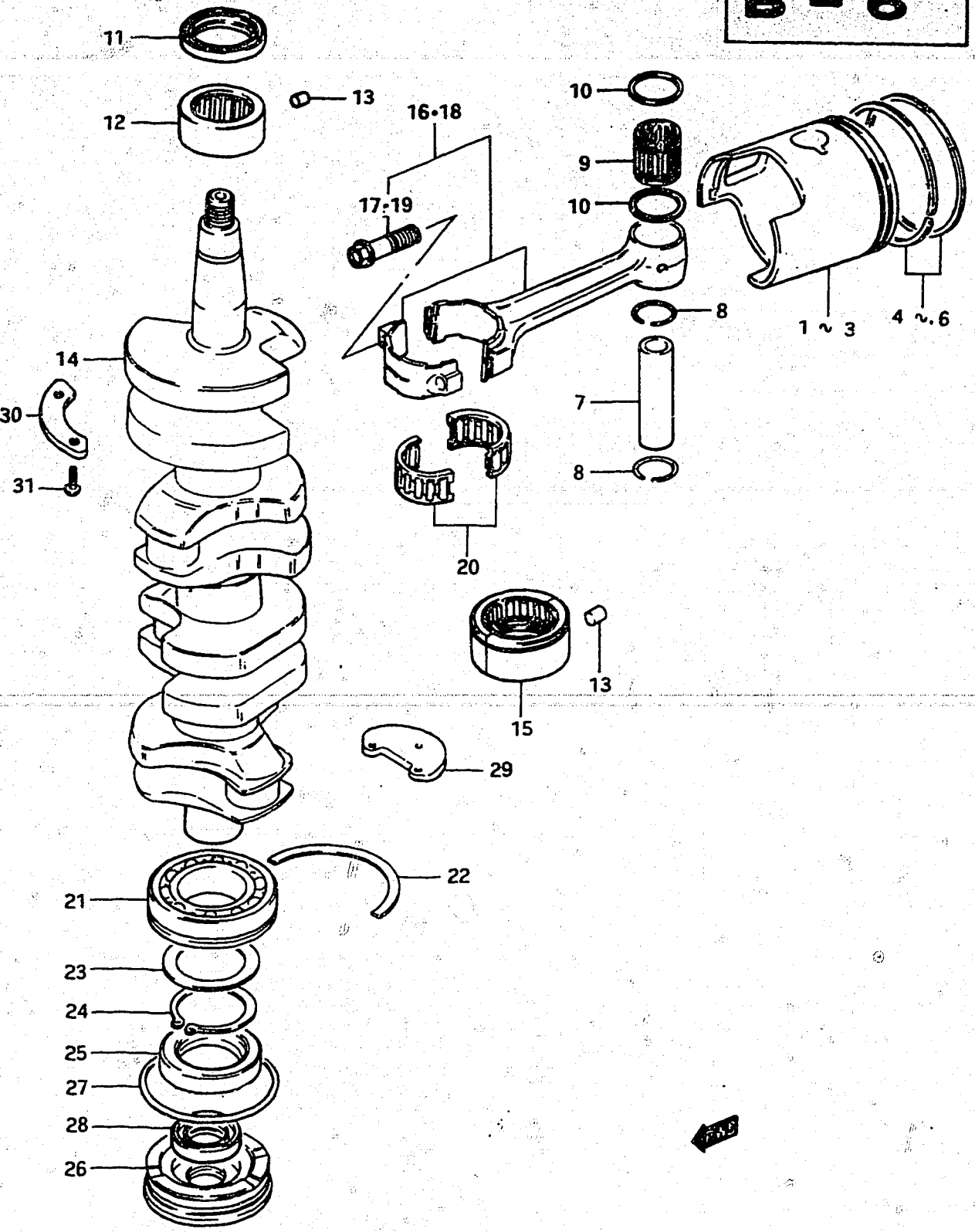
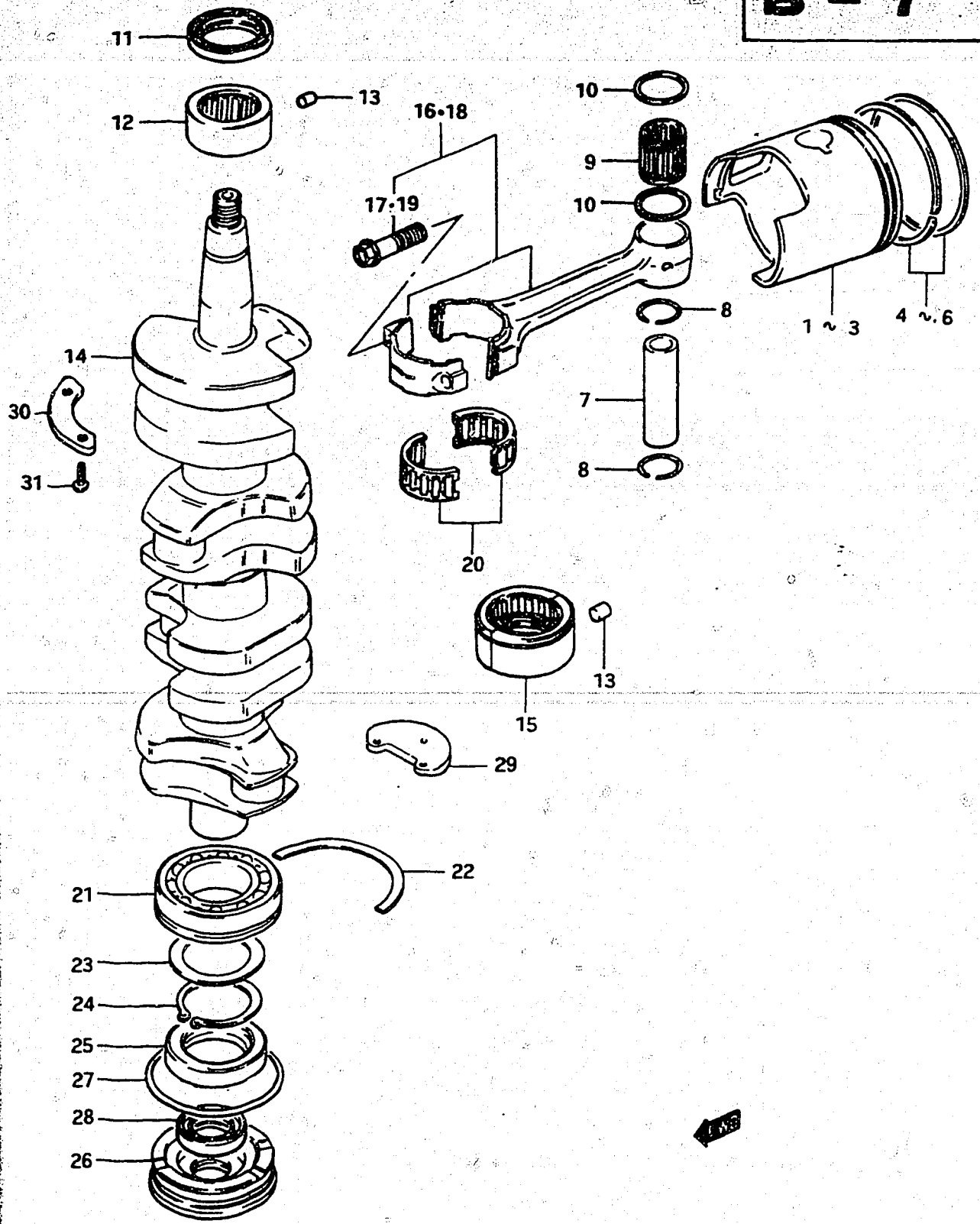


FIG.3

B - 7

6

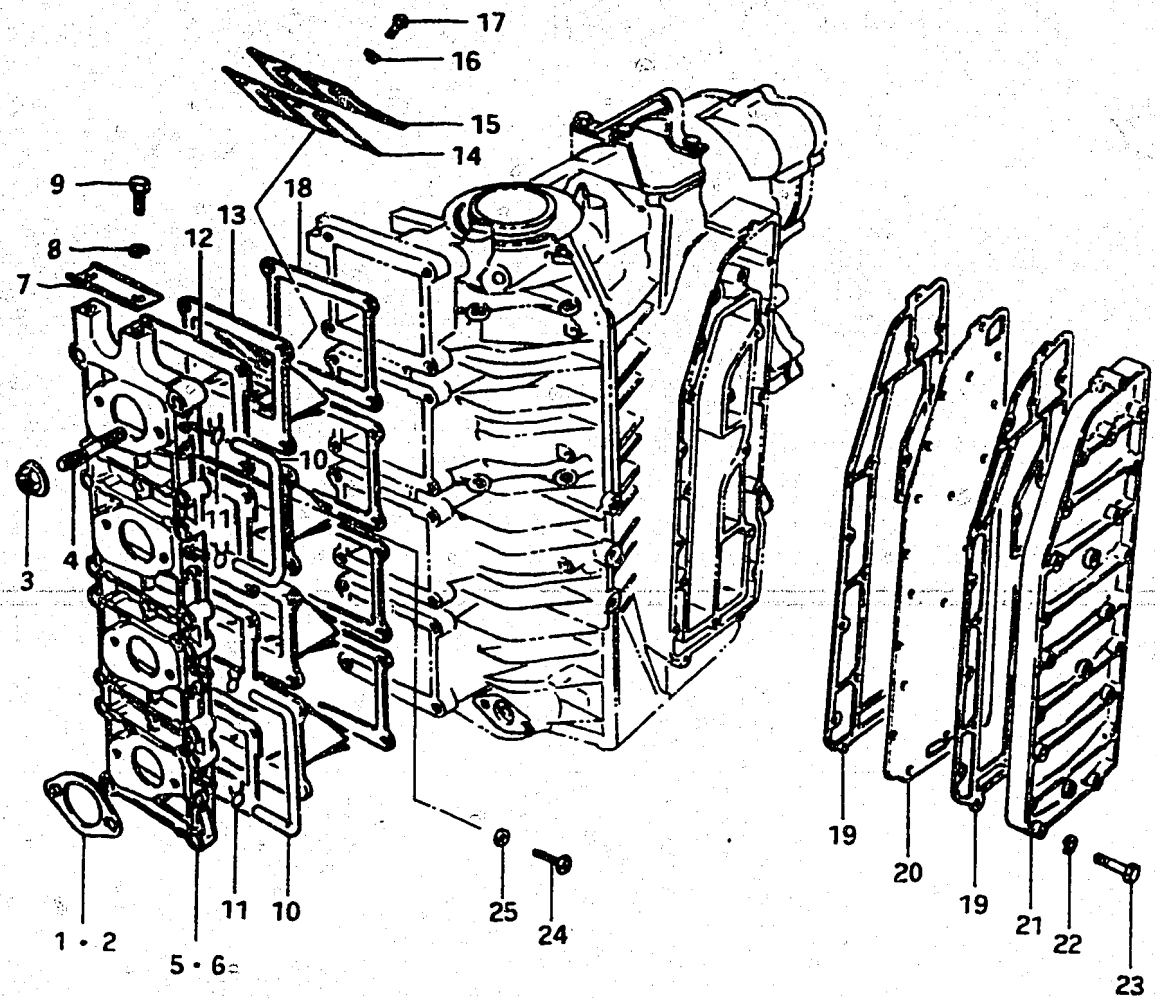
FIG.3 (B- 7) CRANKSHAFT



REF.NO.	PART NO.	DESCRIPTION	Q'TY		REMARKS
			ALL		
22	09390-80002	C RING	1		
23	09160-40004	WASHER (40x55x1.5)	1		
24	08331-31409	CIRCLIP	1		
25	09283-40006	OIL SEAL, lower	1		
26	11431-94502	HOUSING, oil seal	1		
27	09280-70006	O RING	1		
28	09282-24002	OIL SEAL, driveshaft upper	1		
29-1	12271-94500	BALANCE WEIGHT, lower	1		
29-2	12271-94501	BALANCE WEIGHT, lower	1		from 12271-94500
30	12272-94500	BALANCE WEIGHT, upper	1		
31	02122-06258	SCREW	2		model VZ

FIG.4

B - 8



7

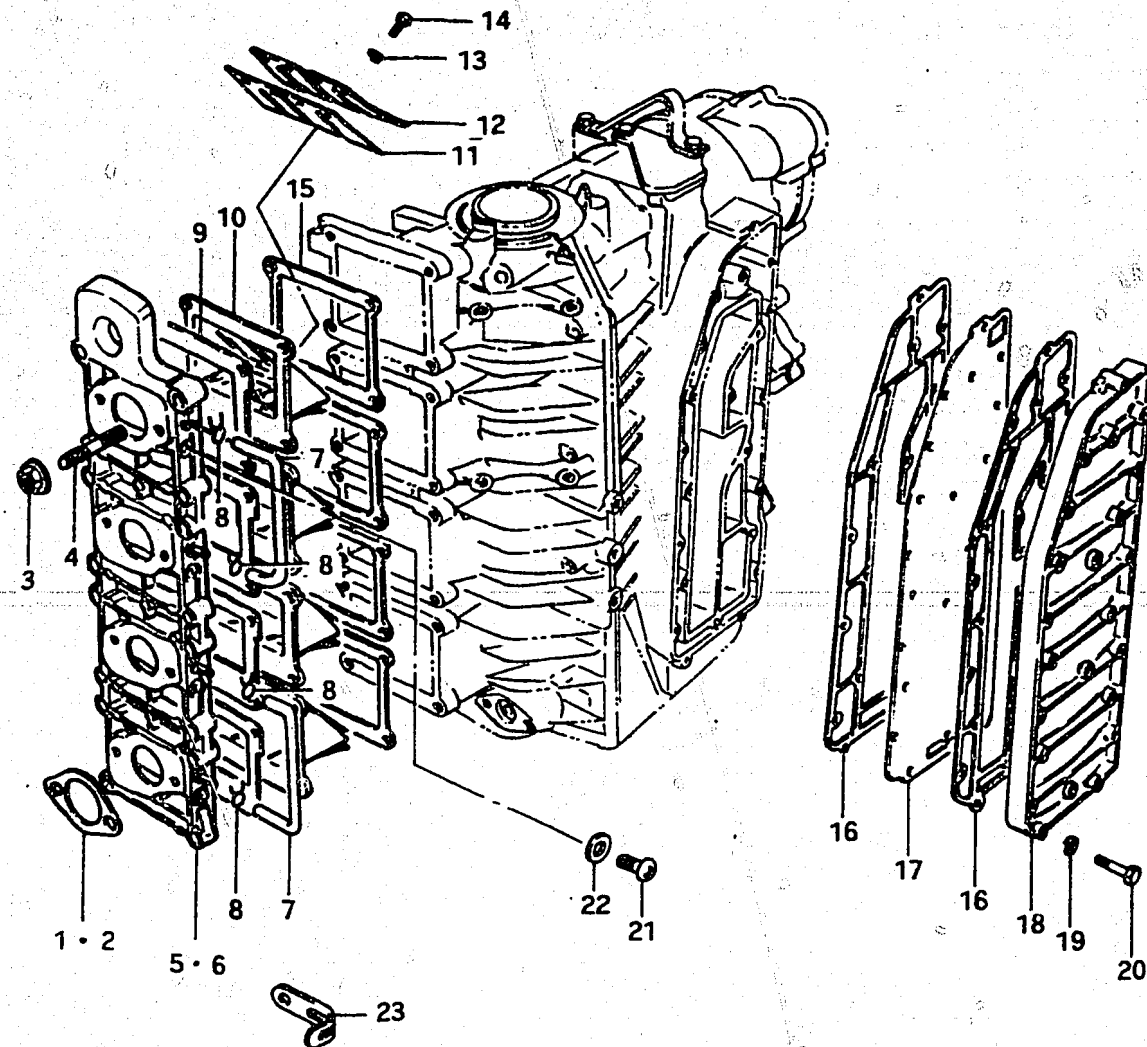
FIG.4 (B- 8) INLET - EXHAUST COVER 1 (model J)

REF.NO.	PART NO.	DESCRIPTION	Q'TY	J	REMARKS
1	13125-93000	GASKET	1		DT115J
2	13125-95200	GASKET	1		DT140J
3	08316-16088	NUT	16		
4	01421-08358	STUD BOLT	16		
5-1	13110-94500	CASE, inlet (to 13110-94501)	1		DT115J
5-2	13110-94501	CASE, inlet	1		
6-1	13110-94510	CASE, inlet (to 13110-94511)	1		DT140J
6-2	13110-94511	CASE, inlet	1		
7	11292-94501	HOOK, engine front	1		
8	08321-21088	LOCK WASHER	2		
9	01107-08208	BOLT	2		
10	09343-03056	HOSE, inlet case	2		L:140
11	09401-06403	CLIP, hose	4		
12	13121-94500	GASKET, inlet case	4		
13	13150-94500	VALVE ASSY, reed	4		
14	13153-94500	.VALVE, reed	16		
15	13152-94500	.STOPPER, reed valve	16		
16	08321-21038	.LOCK WASHER	32		
17	02112-03088	.SCREW	32		
18	13156-94500	GASKET, reed valve	4		
19	14151-94500	GASKET, exhaust cover	2		
20	14131-94501	PLATE, exhaust	1		
21	14141-94500-01T	COVER, exhaust	1		
22	08321-21068	LOCK WASHER	20		
23	01107-06358	BOLT	20		
24	09125-06020	SCREW	1		
25	09168-06009	GASKET	1		

FIG.5 (B-9) : model VZ

FIG.5

B - 9



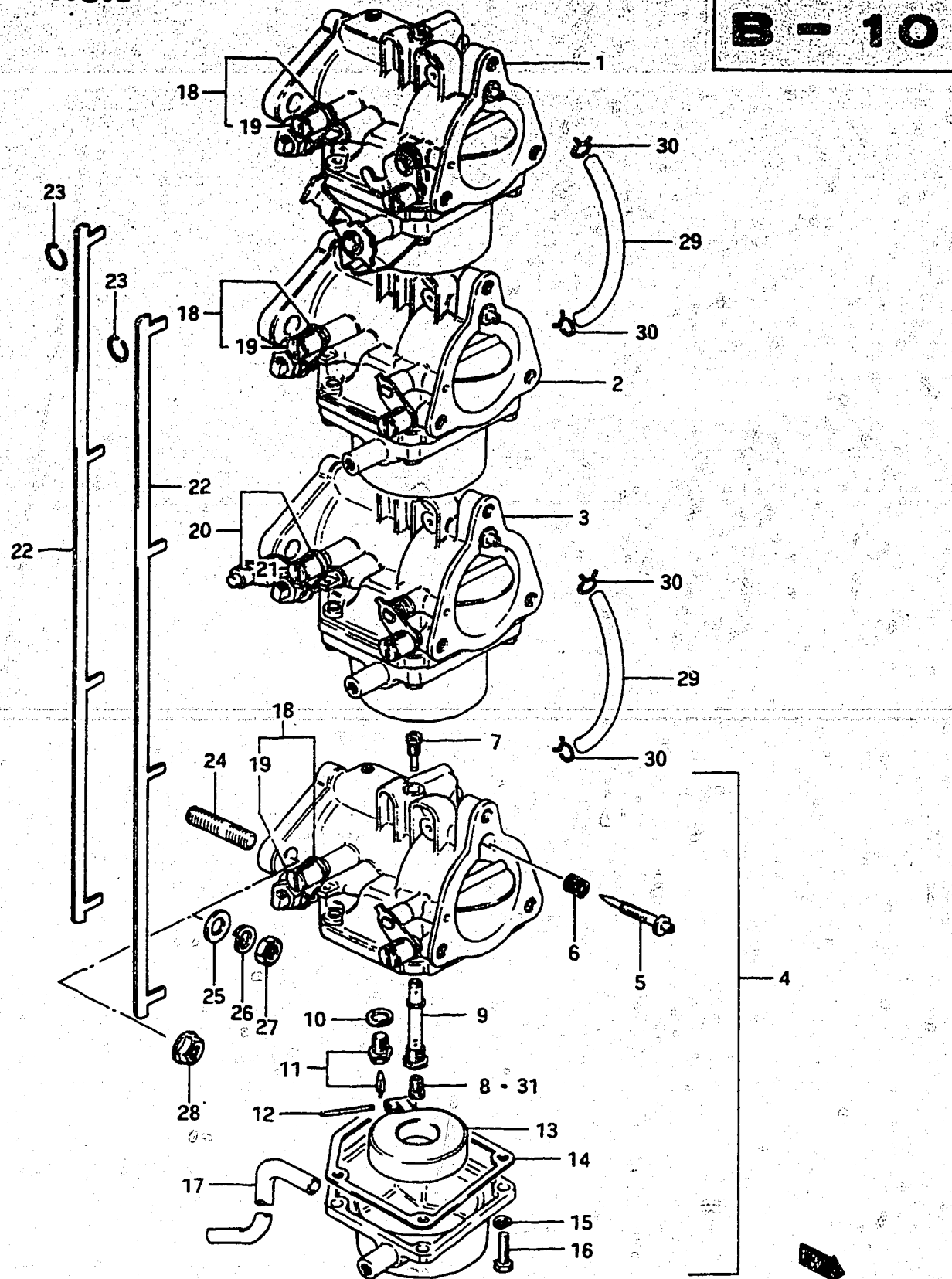
8

FIG.5 (B- 9) INLET - EXHAUST COVER 2 (model VZ)

REF.NO.	PART NO.	DESCRIPTION	Q'TY		REMARKS
			VZ		
1	13125-93000	GASKET	1		DT115VZ
2	13125-95200	GASKET	1		DT140VZ
3	08316-16088	NUT	16		
4	01421-08358	STUD BOLT	16		
5-1	13110-94502	CASE, inlet	1		DT115VZ
5-2	13110-94503	CASE, inlet	1		DT115VZ
6-1	13110-94512	CASE, inlet	1		DT140VZ
6-2	13110-94513	CASE, inlet	1		DT140VZ
7	09343-03051	HOSE, inlet case	2		L:330-140
8	09401-06403	CLIP, hose	4		
9	13121-94500	GASKET, inlet case	4		
10	13150-94500	VALVE ASSY, reed	4		
11	13153-94500	.VALVE, reed	16		
12	13152-94500	.STOPPER reed valve	16		
13	08321-21038	.LOCK WASHER	32		
14	02112-03088	.SCREW	32		
15	13156-94500	GASKET, reed valve	4		
16	14151-94500	GASKET, exhaust cover	2		
17	14131-94501	PLATE, exhaust	1		
18-1	14141-94500-01T	COVER, exhaust	1		
18-2	14141-94500-02M	COVER, exhaust	1		VZ E13/E9
19	08321-21068	LOCK WASHER	20		
20	01907-06358	BOLT	20		to 01107-06358
21	09125-06020	SCREW	1		for Ref.No.5-1&6-1
22	09168-06009	GASKET	1		for Ref.No.5-1&6-1
23	09404-06401	CLAMP	1		

FIG.4 (B-8) : model J

FIG.6



B - 10

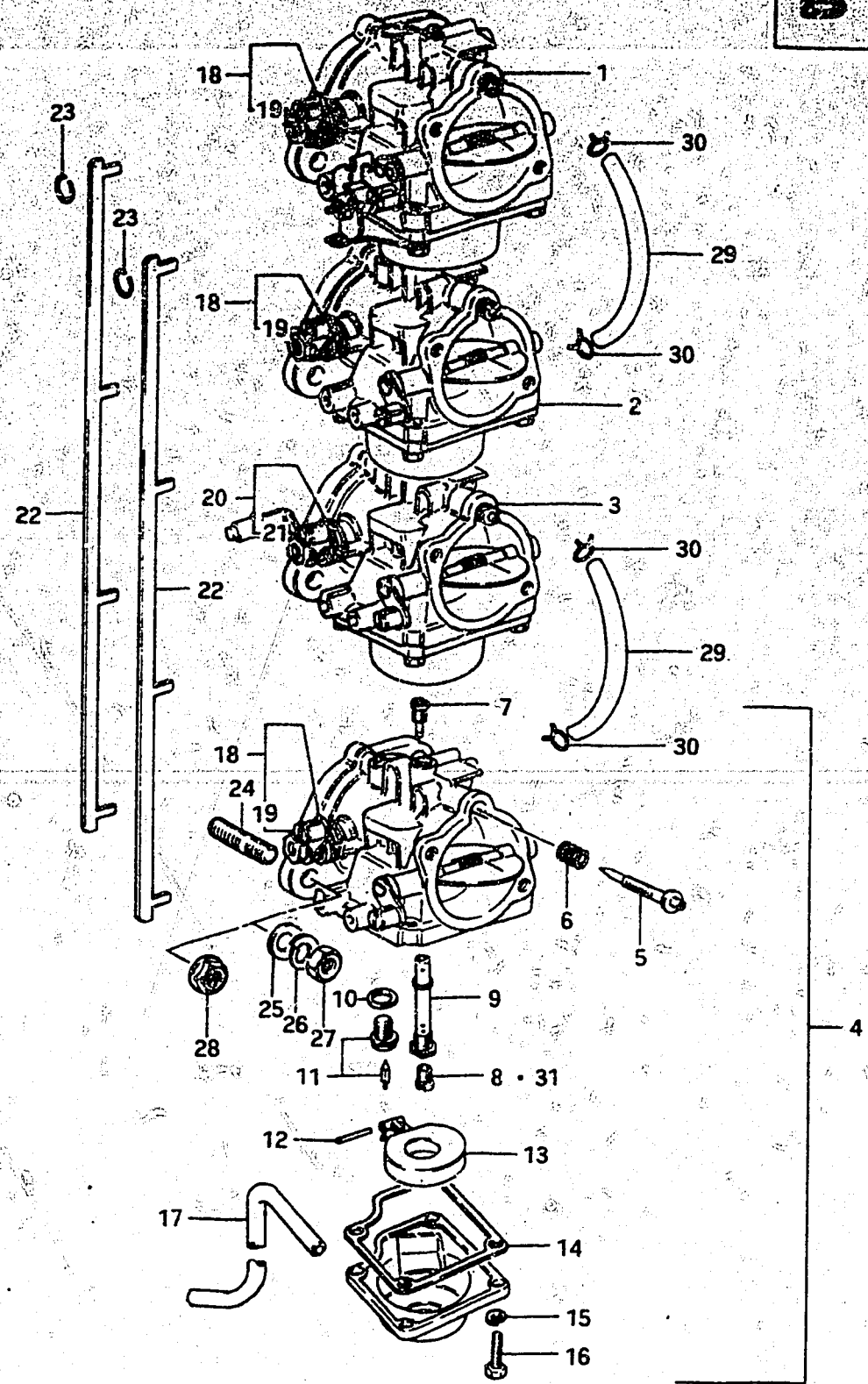
FIG.6 (B-10) CARBURETOR (DT115J/DT115VZ)

REF.NO.	PART NO.	DESCRIPTION	Q'TY		REMARKS
			115		
1	13201-94500	CARBURETOR, top	1		stamp:94500
2	13202-94500	CARBURETOR, 2nd	1		stamp:94500
3-1	13203-94500	CARBURETOR, 3rd	1		stamp:94500
3-2	13203-94550	CARBURETOR, 3rd (VZ E13/E9)	1		stamp:94550
4	13204-94500	CARBURETOR, 4th	1		stamp:94500
5	13269-93311	.ADJUSTOR	4		
6	13271-93311	.SPRING	4		
7	09492-75001	.PILOT JET (75)	4		
8	09491-27008	.MAIN JET (135)	4		
9	13235-95210	.NOZZLE	4		
10	13392-58600	.GASKET, valve seat	4		
11	13370-28110	.VALVE, needle	4		
12	13254-93010	.PIN	4		
13	13250-93012	.FLOAT	4		
14	13251-93310	.GASKET	4		
15	09162-05002	.LOCK WASHER	16		
16	13281-94500	.BOLT	16		
17	13625-94510	.HOSE (L:280)	1		model J
18	13513-94510	.LEVER, throttle	3		for Ref.No.1,2,4
19	13542-94500	..CONNECTOR	6		
20	13511-94510	.LEVER, throttle	1		for Ref.No.3
21	13542-94500	..CONNECTOR	2		
22	13541-94510	.PLATE	2		
23	13579-98100	.CIRCLIP	8		
24	01411-08208	STUD BOLT	8		
25	08322-11088	WASHER	8		model J
26	08321-21088	LOCK WASHER	8		
27	08310-22088	NUT	8		
28	08316-16088	NUT	8		model VZ
29	09343-05137	HOSE, fuel (L:500-135)	2		
30	09401-09402	CLIP, fuel hose	4		
31-1	09491-26009	MAIN JET (130)	4		OPT
31-2	09491-28007	MAIN JET (140)	4		OPT
31-3	09491-25002	MAIN JET (125)	4		OPT

FIG.7 (B-12) : DT140J/DT140VZ

FIG.7

B-11



10

FIG.7 (B-11) CARBURETOR (DT140J/DT140VZ)

REF.NO.	PART NO.	DESCRIPTION	Q'TY	REMARKS
1	13201-94510	CARBURETOR, top	140	stamp:94510
2	13202-94510	CARBURETOR, 2nd	1	stamp:94510
3	13203-94510	CARBURETOR, 3rd	1	stamp:94510
4	13204-94510	CARBURETOR, 4th	1	stamp:94510
5	13269-95210	.ADJUSTOR	4	
6	13271-93311	.SPRING	4	
7	09492-80003	.PILOT JET (80)	4	
8	09491-32006	.MAIN JET (160)	4	
9	13235-95210	.NOZZLE	4	
10	13392-58600	.GASKET, valve seat	4	
11	13370-28110	.VALVE ASSY, needle	4	
12	13254-93010	.PIN	4	
13	13250-93012	.FLOAT	4	
14	13251-95210	.GASKET	4	
15	09162-05002	.LOCK WASHER	16	
16	13611-95211	.BOLT	16	
17	13625-94510	.HOSE (L:280)	1	model J
18	13513-94510	.LEVER, throttle	3	for Ref.No.1,2,4
19	13542-94500	..CONNECTOR	6	
20	13511-94510	.LEVER, throttle	1	for Ref.No.3
21	13542-94500	..CONNECTOR	2	
22	13541-94510	.PLATE	2	
23	13579-98100	.CIRCLIP	8	
24	01411-09208	STUD BOLT	8	
25	08322-11088	WASHER	8	
26	08321-21088	LOCK WASHER	8	model J
27	08310-22088	NUT	8	
28	08316-16088	NUT	8	model VZ
29	09343-05137	HOSE, fuel (L:500-135)	2	
30	09401-09402	CLIP, fuel hose	4	
31-1	09491-31003	MAIN JET (155)	4	OPT
31-2	09491-33001	MAIN JET (165)	4	OPT
31-3	09491-30008	MAIN JET (150)	4	OPT

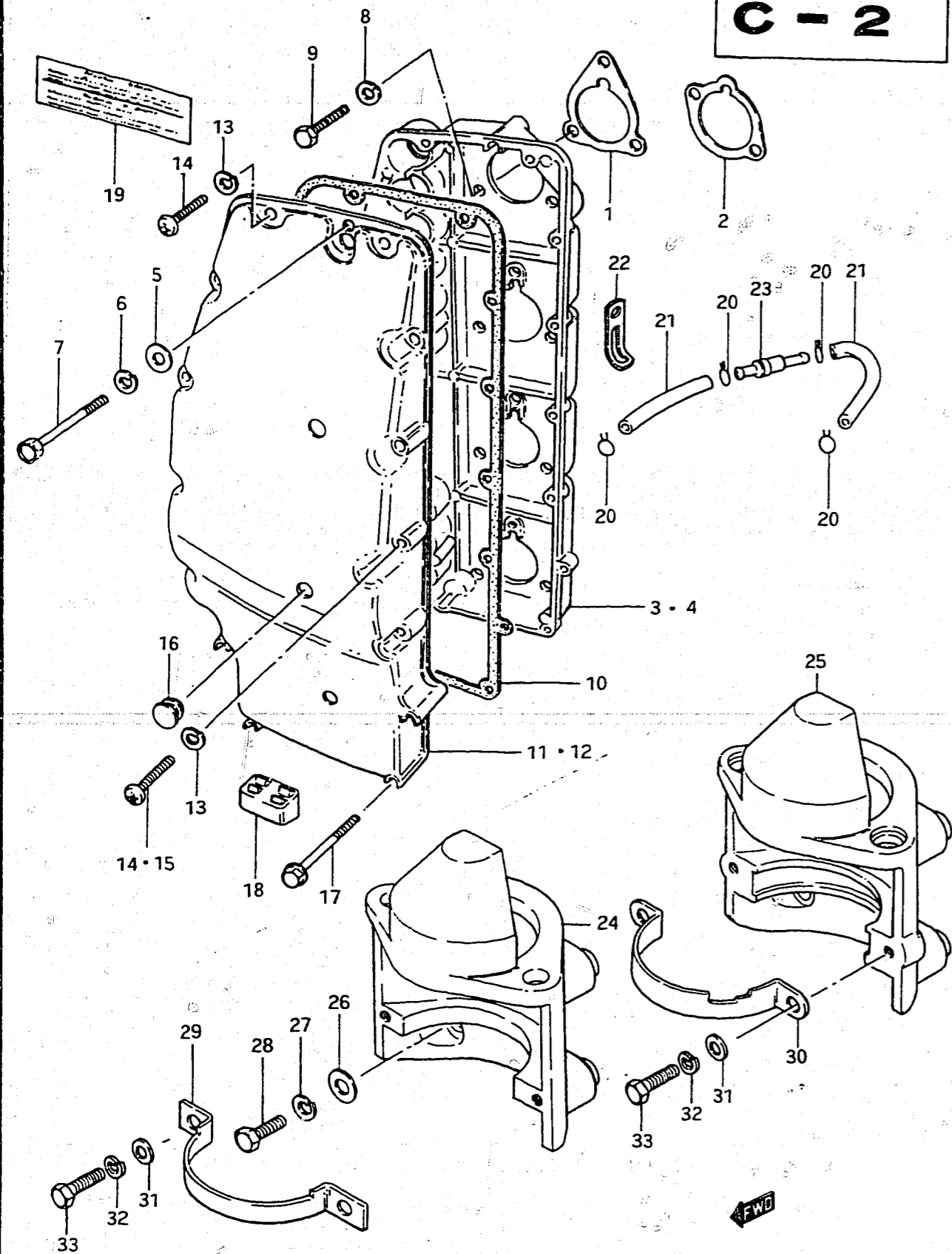
FIG.6 (B-10) : DT115J/DT115VZ

FIG. 8

11

FIG. 8 (C- 2) SILENCER - MOTOR BRACKET

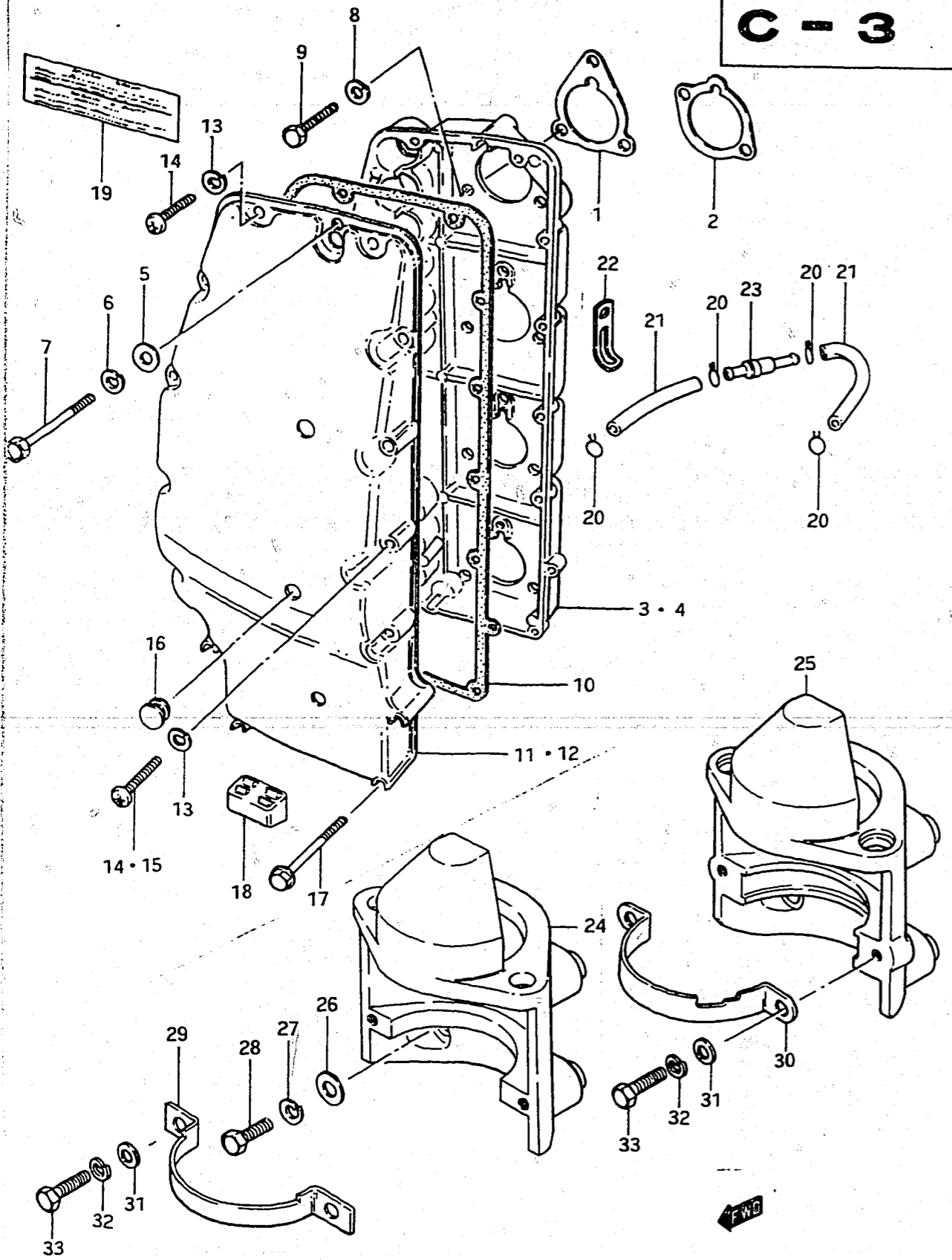
C - 2



REF.NO.	PART NO.	DESCRIPTION	Q'TY		REMARKS
			115	140	
1	13855-93300	GASKET, silencer	4	-	
2	13855-95200	GASKET, silencer	-	4	
3	13811-94501	CASE, silencer	1	-	
4	13811-94511	CASE, silencer	-	1	
5	08322-21068	WASHER	1	-	
6	08321-21068	LOCK WASHER	1	-	
7-1	01107-06658	BOLT	1	-	model J
7-2	01907-06658	BOLT (to 01107-06658)	1	-	model VZ
8	08321-21068	LOCK WASHER	11	8	
9-1	01107-06168	BOLT	11	8	model J
9-2	01907-06168	BOLT (to 01107-06168)	11	8	model VZ
10	13853-94500	GASKET, silencer cover	1	1	
11-1	13812-94502	COVER, silencer	1	-	model J, from 13812-94501
11-2	13812-94503	COVER, silencer	1	-	model VZ
12-1	13812-94512	COVER, silencer	-	1	model J, from 13812-94511
12-2	13812-94513	COVER, silencer	-	1	model VZ
13	08321-21058	LOCK WASHER	10	10	model J
14-1	02112-05208	SCREW	4	4	model J
14-2	02152-05207	SCREW	4	4	model VZ
15-1	02112-05358	SCREW	6	6	model J
15-2	02152-05357	SCREW	6	6	model VZ
16	09250-10010	PLUG	4	4	
17	01514-05458	BOLT	4	4	
18	13819-94500	SUPPORTER, cover	1	1	model J
19-1	61458-95202	MARK, safty waning	1	1	
19-2	61458-95203	MARK, saftywaning	1	1	model VZ
20	09401-06403	CLIP	4	4	
21	09343-03051	HOSE (lubrication to silencer)	2	2	L:330-120 & 235
22	09404-08401	CLAMP, lubrication hose	1	1	model VZ
23	16710-95200	CHECK VALVE	1	1	

FIG. 8

C - 3

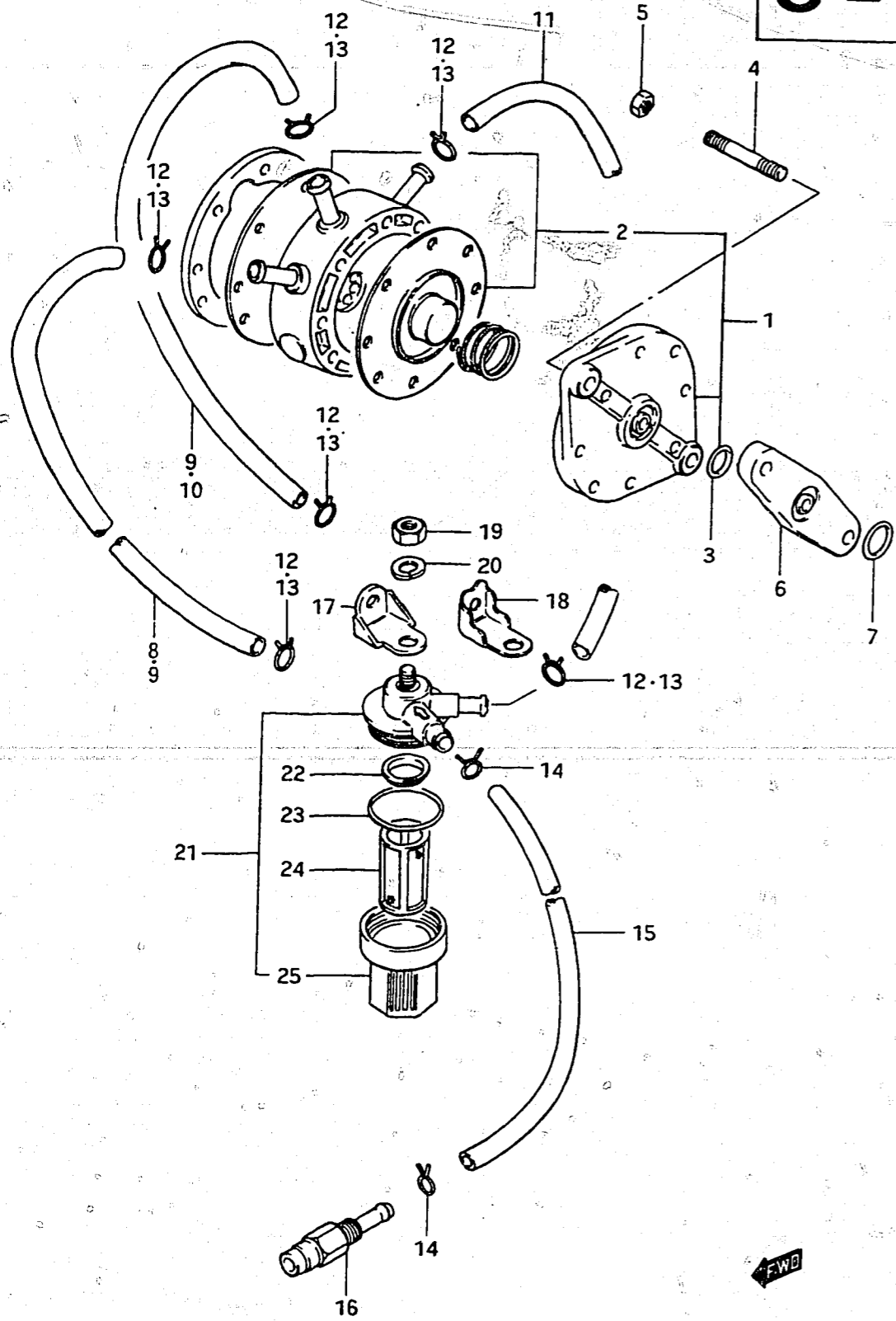


12

FIG. 8 (C- 3) SILENCER - MOTOR BRACKET

REF.NO.	PART NO.	DESCRIPTION	Q'TY		REMARKS
			115	140	
24	31911-94511-01T	BRACKET, starting motor	1	1	model J
25-1	31911-94514-01T	BRACKET, starting motor	1	1	model VZ
25-2	31911-94514-02M	BRACKET, starting motor	1	1	VZ E13/E9
26	08322-11088	WASHER	4	4	
27	08321-21088	LOCK WASHER	4	4	
28	01107-08258	BOLT	4	4	
29	31912-94500	BAND, starter	1	1	model J
30-1	31912-94510	BAND, starter	1	1	model VZ
30-2	31912-94511	BAND, starter	-	1	from 31912-94510
31	08322-11088	WASHER	2	2	
32	08321-21088	LOCK WASHER	2	2	
33	01107-08258	BOLT	2	2	

FIG. 9



C - 4

FIG. 9 (C- 4) FUEL PUMP

REF.NO.	PART NO.	DESCRIPTION	Q'TY		REMARKS
			ALL		
1-1	15100-94501	PUMP ASSY, fuel	1		
1-2	15100-94502	PUMP ASSY, fuel	1		from 15100-94501
2-1	15170-94500	.DIAPHRAGM SET	1		model J
2-2	15170-95500	.DIAPHRAGM SET	1		model VZ, from 15170-94500
2-3	15170-95501	.DIAPHRAGM SET	1		model VZ, from 15170-95500
3	15165-93010	.O RING	1		
4	01421-06308	STUD BOLT	2		
5	08316-16068	NUT	2		
6	15322-93000	INSULATOR	1		
7	09280-12005	O RING	1		from 09280-12002
8	09343-07077	HOSE, fuel (pump-2nd carb.)	1		model J,L:570-330
9	09343-07053	HOSE, fuel (pump-carb.)	2		model VZ,L:655-470
10	09343-07077	HOSE, fuel (pump-4th carb.)	1		L:570-440
11-1	09343-07077	HOSE, fuel (filter-pump)	1		model J,L:570-105
11-2	09343-07053	HOSE, fuel (filter-pump)	1		model VZ,L:655-110
12	09401-09402	CLIP	6		model J
13	09401-11402	CLIP	6		model VZ
14-1	09401-10405	CLIP	4		model J
14-2	09401-11402	CLIP	2		model VZ
15-1	09343-07077	HOSE, fuel (connector-filter)	1		model J,L:570-160
15-2	09343-07113	HOSE, fuel (connector-filter)	1		model VZ,L:160
16	65720-95511	PLUG, fuel connector	1		
17	15421-93302	BRACKET, fuel filter	1		model J
18-1	15421-94500-01T	BRACKET, fuel filter	1		model VZ
18-2	15421-94500-02M	BRACKET, fuel filter	1		VZ E13/E9
19	08310-22088	NUT	1		
20	08321-21088	LOCK WASHER	1		
21	15410-95510	FILTER, fuel	1		
22	15416-93400	.PACKING	1		
23	15415-93400	.O RING	1		
24	15412-93400	.STRAINER	1		
25	15413-93400	.CUP	1		

FWD

FIG. 10

C-5

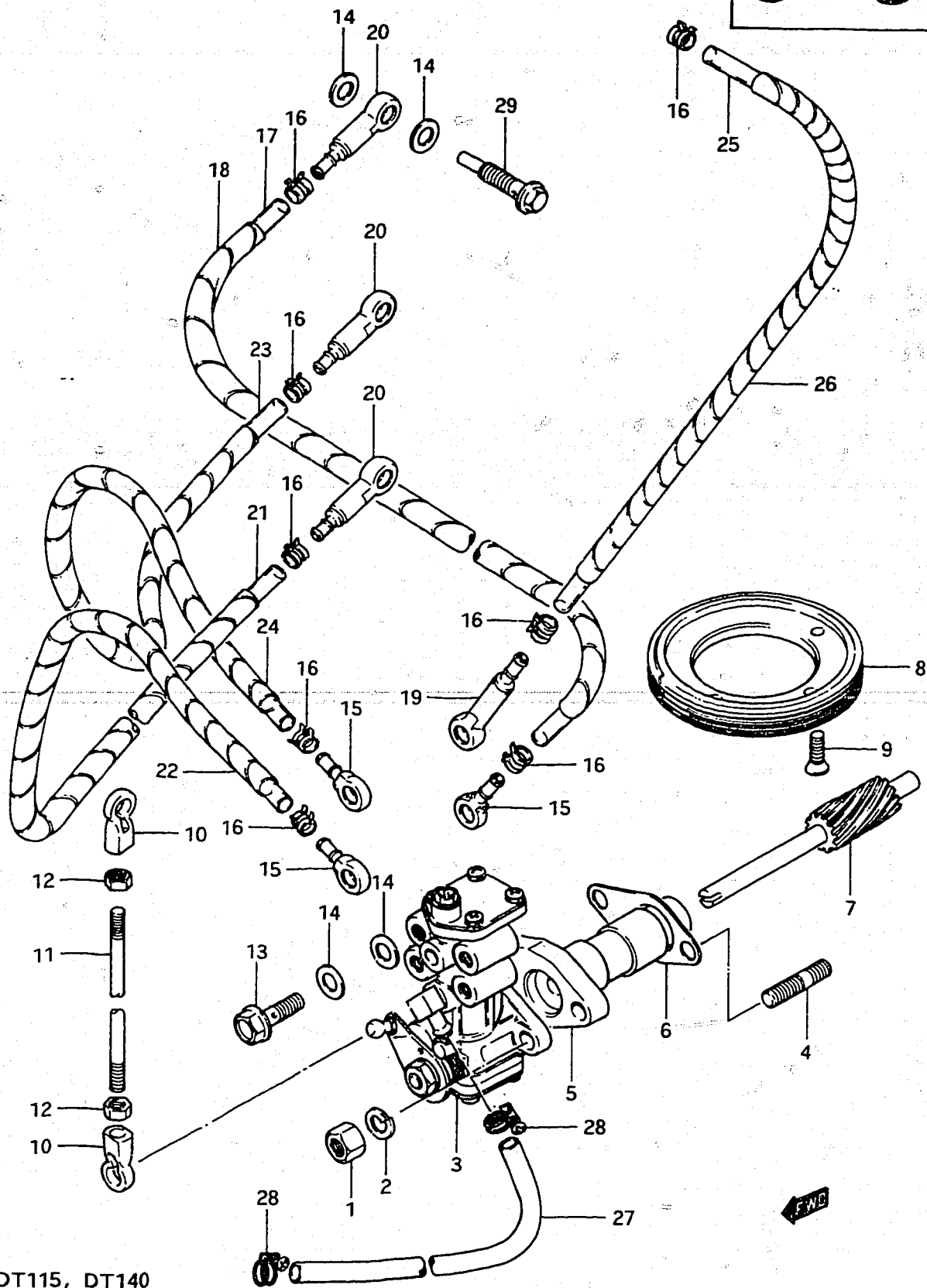
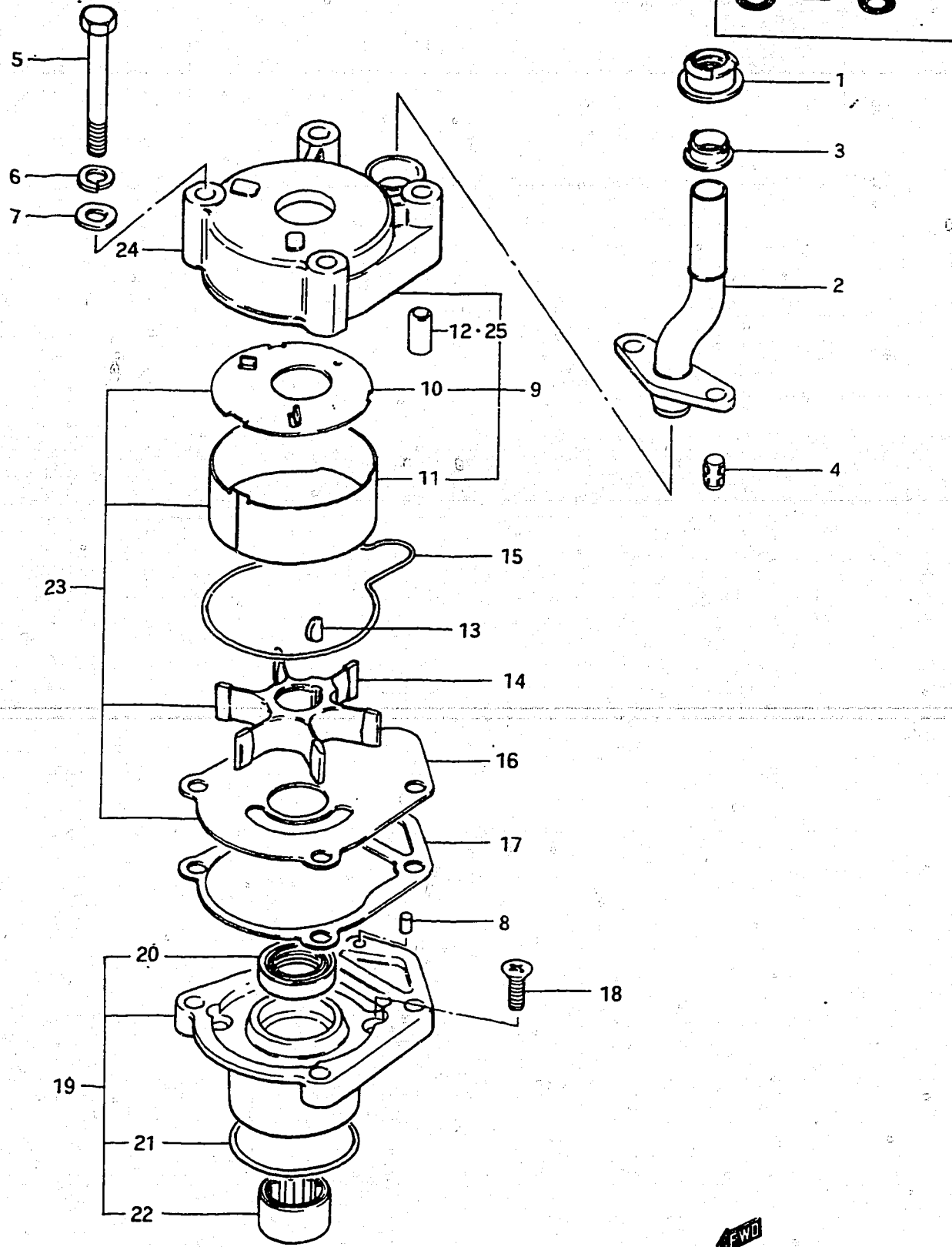


FIG. 10 (C- 5) OIL PUMP

REF.NO.	PART NO.	DESCRIPTION	Q'TY		REMARKS
			ALL		
1	09140-06013	NUT	2		
2	09162-06001	LOCK WASHER	2		
3-1	16100-94501	PUMP, oil	1		
3-2	16100-94510	PUMP, oil	1		VZ E13/E9
4	01421-06308	STUD BOLT	2		
5-1	16340-94500	RETAINER, driven gear	1		model J
5-2	16340-94501	RETAINER, driven gear	1		model VZ, from 16340-94500
6	16731-95500	GASKET	1		
7	16331-94500	GEAR, driven	1		
8	16321-94500	GEAR, drive	1		
9	02122-06308	SCREW	3		
10-1	19131-95500	CONNECTOR	2		model J, to 19131-95501
10-2	19131-95501	CONNECTOR	2		model VZ
11	16411-94501	ROD, control	1		
12-1	09140-05001	NUT	1		model J
12-2	09140-05001	NUT	2		model VZ
13	09360-06012	BOLT, union	4		
14	09168-06009	GASKET (6.5x12x1.4)	14		
15	09363-02002	UNION, outlet	3		
16	09401-06405	CLIP	8		
17	09344-02013	HOSE, outlet (4)	1		L:420-320
18	16911-94500	PROTECTOR (4)	1		L:390-290
19	16710-94510	CHECK VALVE	1		
20	16710-94501	CHECK VALVE	3		
21	09344-02013	HOSE, outlet (3)	1		L:420-210
22	16911-94500	PROTECTOR (3)	1		L:390-180
23	09344-02013	HOSE, outlet (2)	1		L:420-270
24	16911-94500	PROTECTOR (2)	1		L:390-240
25	09344-02013	HOSE, outlet (1)	1		L:420
26	16911-94500	PROTECTOR (1)	1		L:390
27	09344-05014	HOSE, inlet	1		L:950-330
28	09400-10302	CLAMP, inlet hose	2		
29	09360-06009	BOLT, oil nozzle	3		

FIG. 11



15

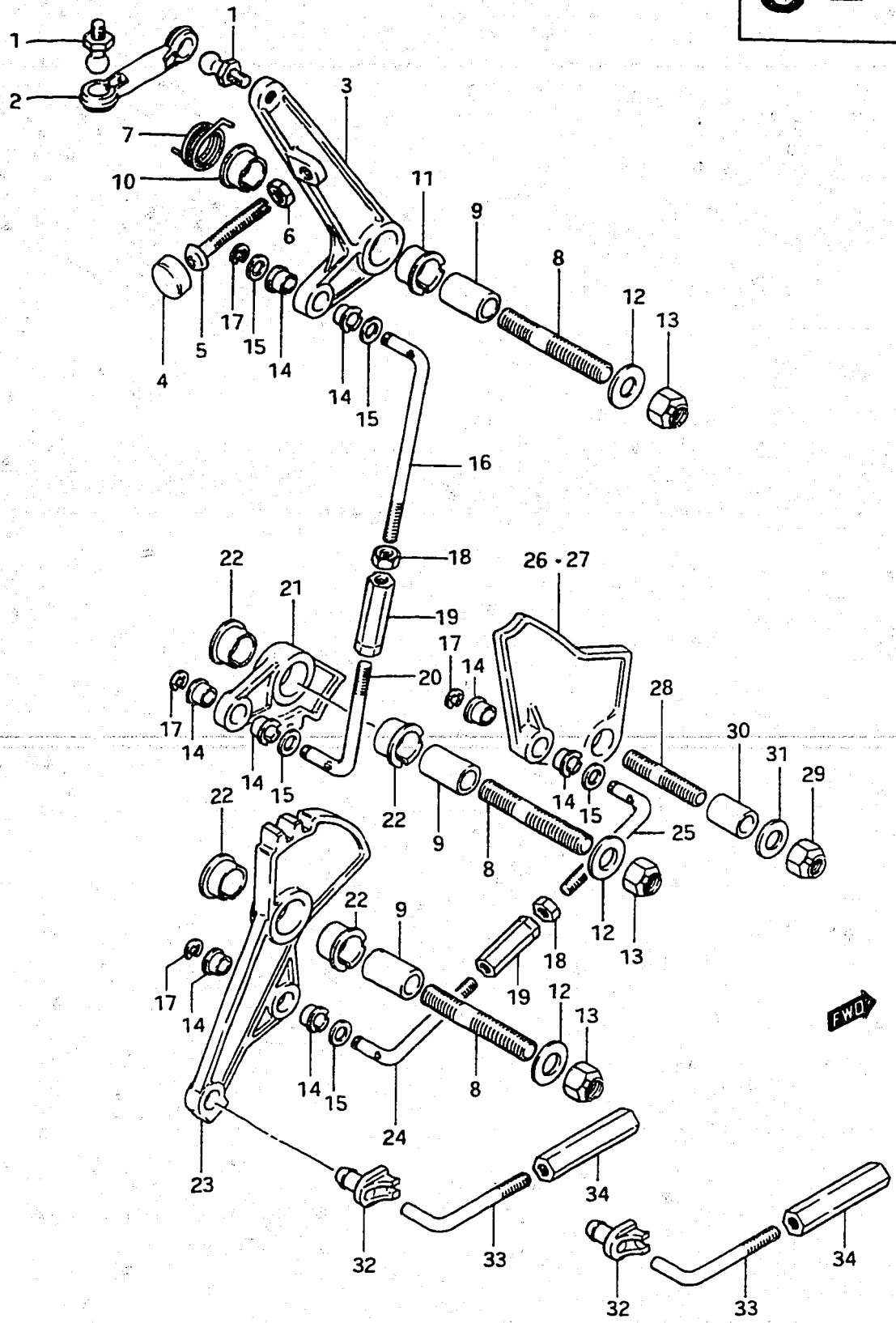
FIG. 11 (C- 6) WATER PUMP

REF.NO.	PART NO.	DESCRIPTION	Q'TY		REMARKS
			ALL		
1-1	17563-94500	BUSHING, upper	1		model J
1-2	17563-94501	BUSHING, upper	1		model VZ
2-1	17560-94501	TUBE, water	1		
2-2	17560-94510	TUBE, water	1		UL
3	09306-16002	BUSHING, guide	1		
4	09250-09004	CAP, tube plate	2		
5	09100-08169	BOLT	4		
6	09162-08003	LOCK WASHER	4		
7	09160-08059	WASHER (8.5x18x1.6)	4		
8	09202-04008	DOWEL PIN	1		
9-1	17410-94501	CASE, water pump	1		model J
9-2	17410-94502	CASE, water pump	1		model VZ, from 17410-94501
10	17412-94500	.PANEL, upper	1		
11-1	17413-94500	.SLEEVE, case	1		model J
11-2	17413-94501	.SLEEVE, case	1		model VZ
12	09206-11008	.PIN	4		
13	09420-05004	KEY	1		
14	17461-94500	IMPELLER	1		
15	17416-94500	SEAL RING	1		
16-1	17471-94500	PANEL, under	1		model J to 17471-94501
16-2	17471-94501	PANEL, under	1		model VZ
17	17472-94500	GASKET, under panel	1		
18	09126-06004	SCREW	4		
19	56130-94501	HOUSING, driveshaft bearing	1		
20	09289-24001	.OIL SEAL (24x35x10)	1		
21	09280-55002	.O RING	1		
22	09263-26010	.BEARING (26x34x20)	1		
23	17400-94500	WATER PUMP REPAIR KIT	1		VZ E9
24	17411-94502	CASE, water pump	1		VZ E9
25	09206-11008	PIN	4		VZ E9

FWD

FIG.12

C - 7



16

FIG.12 (C- 7) THROTTLE LINK (model J)

REF.NO.	PART NO.	DESCRIPTION	Q'TY	REMARKS
1	09119-05010	BALL PIVOT, spark advance	2	
2	19132-94500	CONNECTOR	1	
3	19211-94501	LEVER, spark advance	1	
4	09329-06002	CUSHION	1	
5	09139-06015	SCREW	1	
6	09140-06004	NUT	1	
7	09448-26004	SPRING	1	
8	09108-08026	STUD BOLT	3	
9	09180-08098	SPACER (8.1x11x20.5)	3	
10	09301-11002	BUSHING	1	D:20
11	09301-11001	BUSHING	1	D:17
12	09160-08058	WASHER (8.1x17x2)	3	
13	09159-08018	NUT	3	
14	09301-04001	BUSHING	8	
15	09160-04010	WASHER (4.5x10x0.8)	8	
16	19136-94501	ROD, advance lever	1	
17	09383-03001	E RING	4	
18	09140-04003	NUT	2	
19	09159-04003	TURNBUCKLE, rod	2	
20	19135-94501	ROD, transmission lever	1	
21	19121-94502	LEVER, transmit	1	
22	09301-11001	BUSHING	4	
23	19111-94501	LEVER, throttle control	1	
24	19135-94501	ROD, throttle lever	1	
25	19134-94501	ROD, throttle cam	1	
26	19141-94501	CAM, throttle	1	DT115J
27	19141-94511	CAM, throttle	1	DT140J
28	09108-06007	STUD BOLT	1	
29	09159-06015	NUT	1	
30	09180-06094	SPACER (6.1x9x15.5)	1	
31	09160-06062	WASHER (6.5x11.4x0.8)	1	
32	19131-94503	RETAINER, rod	2	
33	19137-94500	ROD, cable linkage	2	
34	09159-05011	TURNBUCKLE	2	

FIG.13 (C-11,12) : model VZ

FIG. 13

C - 8

FIG. 13 (C- 8) THROTTLE LINK (model VZ)

Q'TY

REF. NO.	PART NO.	DESCRIPTION	VZ	REMARKS
1	09119-05010	BALL PIVOT, spark advance	2	
2	19132-94500	CONNECTOR	1	
3	19211-94503	LEVER, spark advance	1	
4	09329-06002	CUSHION, screw	1	
5	09139-06015	SCREW	1	
6	09140-06004	NUT	1	
7	09443-09015	SPRING	1	
8	01421-08358	STUD BOLT	3	
9	09180-08098	SPACER	3	8.1x11x20.5
10	09301-11002	BUSHING, throttle lever	2	
11	09160-08055	WASHER	3	
12	09159-08018	NUT	3	
13	19136-94502	ROD, advance lever	1	
14	09140-05001	NUT	2	
15	19121-94504	LEVER, transmit	1	
16-1	19111-94990	LEVER, throttle control (M7)	1	
16-2	19111-94502	LEVER, throttle control (M5)	1	
17	67413-98100	ROD, throttle cam	1	
18-1	19141-94990	CAM, throttle (M7)	1	DT115VZ
18-2	19141-94502	CAM, throttle (M5)	1	
18-3	19141-94520	CAM, throttle (M5)	1	DT115VZ E13/E9
19-1	19141-94991	CAM, throttle (M7)	1	DT140VZ
19-2	19141-94512	CAM, throttle (M5)	1	
20	01421-06258	STUD BOLT	1	
21	09159-06015	NUT	1	
22	09180-06094	SPACER	1	6.1x9x15.5
23	09160-06062	WASHER	1	6.5x11.4x0.8

FIG. 12 (C-9) : model J

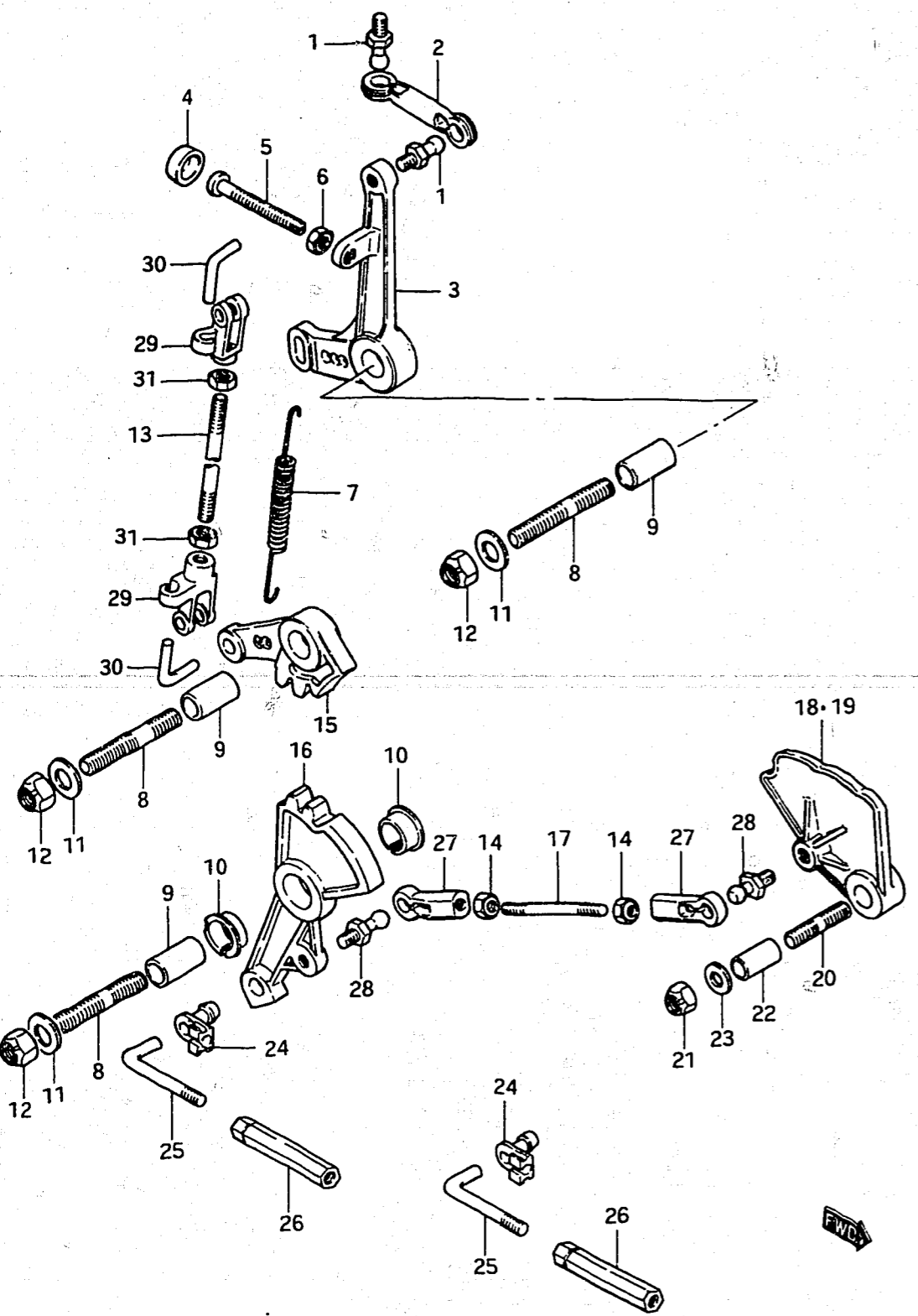
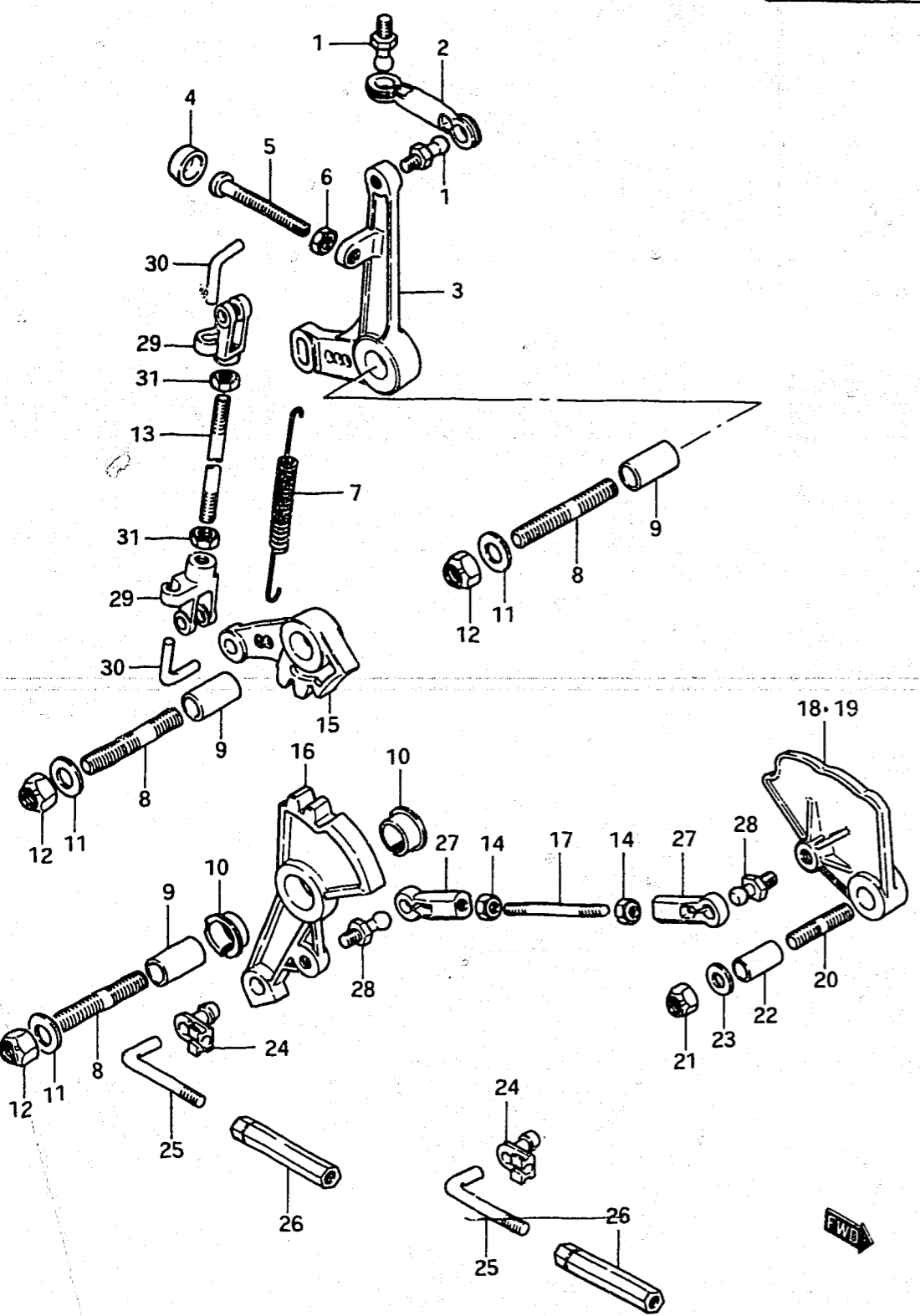


FIG. 13

C - 9

FIG.13 (C- 9) THROTTLE LINK (model VZ)



REF.NO.	PART NO.	DESCRIPTION	Q'TY	VZ	REMARKS
24	19131-94503	RETAINER, rod	2		
25	19137-94500	ROD, cable linkage	2		
26	09159-05011	TURNBUCKLE	2		
27	19131-95501	CONNECTOR, cam / lever	2		
28-1	19133-94990	BALL PIVOT (M7)	2		
28-2	09119-05010	BALL PIVOT (M5)	2		
29	19138-94500	CONNECTOR, lever / rod	2		
30	19139-94500	PIN	2		
31	09140-05001	NUT	2		

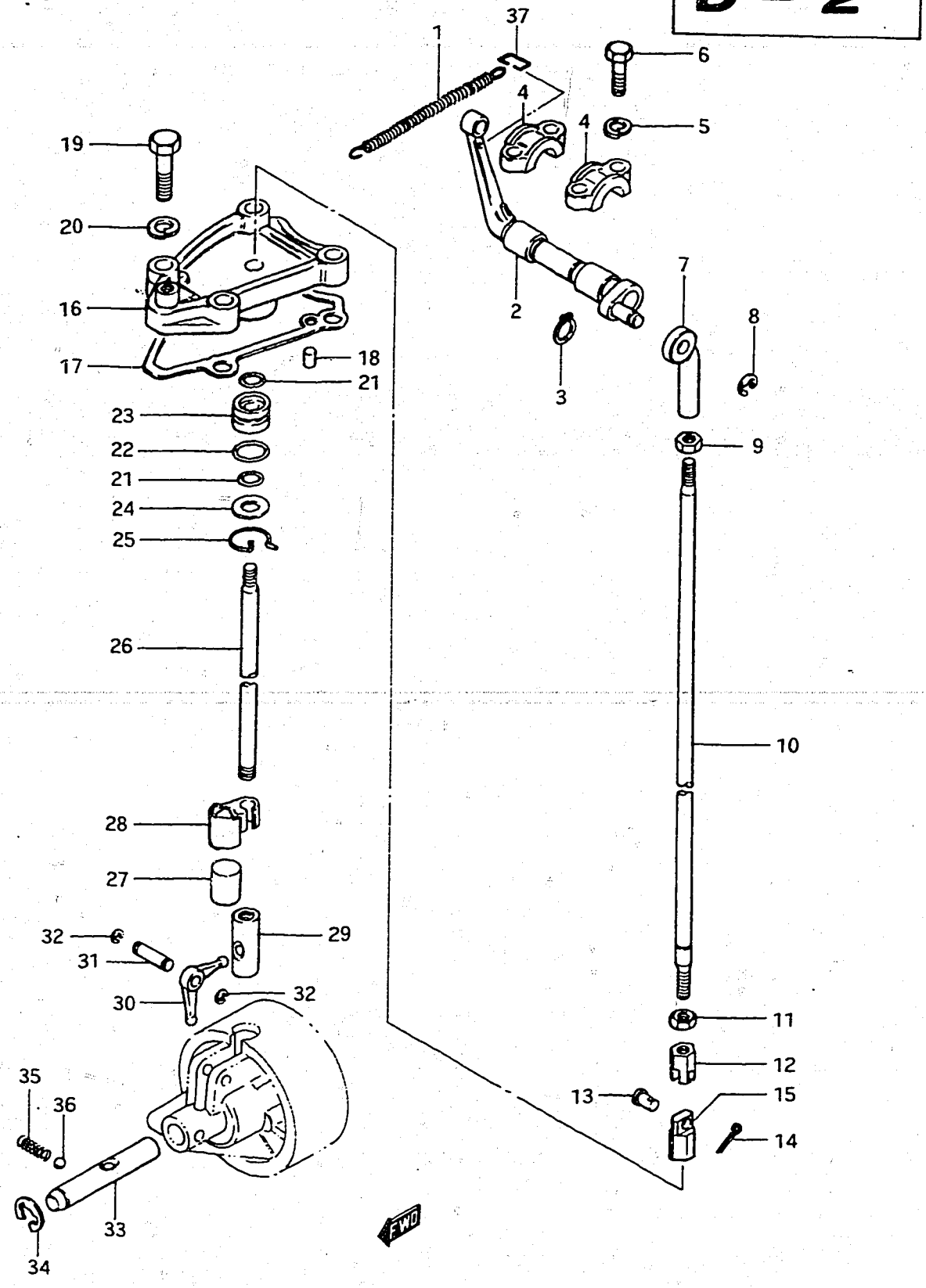
FIG.12 (C-9) : model J

FIG. 14

D - 2

19

FIG.14 (D- 2) CLUTCH (model J)



REF.NO.	PART NO.	DESCRIPTION	Q'TY	REMARKS
1	09443-04002	SPRING	1	
2	21220-94500	SHAFT, clutch shift	1	
3	09380-12004	.CIRCLIP	2	
4	21311-94501	HOLDER, shaft	2	
5	09162-06001	LOCK WASHER	4	
6	09100-06047	BOLT (6x25)	4	
7-1	23112-94500	SHAFT, clutch rod upper	1	to 23112-94501
7-2	23112-94501	SHAFT, clutch rod upper	1	
8	09383-08004	E RING	1	
9	09140-06004	NUT	1	
10	23111-94503	ROD, clutch	1	
11	09140-06015	NUT	1	
12	23315-94500	CONNECTOR, upper	1	
13	23313-94500	PIN, connector	1	
14	09204-01001	COTTER PIN	1	
15	23314-94500	CONNECTOR, lower	1	
16	25141-94502	HOUSING, shift rod guide	1	
17	25142-94500	GASKET	1	
18	06211-05103	DOWEL PIN	2	
19	09100-08163	BOLT (8x35)	4	
20	09162-08003	LOCK WASHER	4	
21	09280-08008	O RING, inner	2	
22	09280-15003	O RING, outer	1	
23	25211-94501	GUIDE, shift rod	1	
24	09160-09009	WASHER (9x19x1)	1	
25	09381-21001	SNAP RING	1	

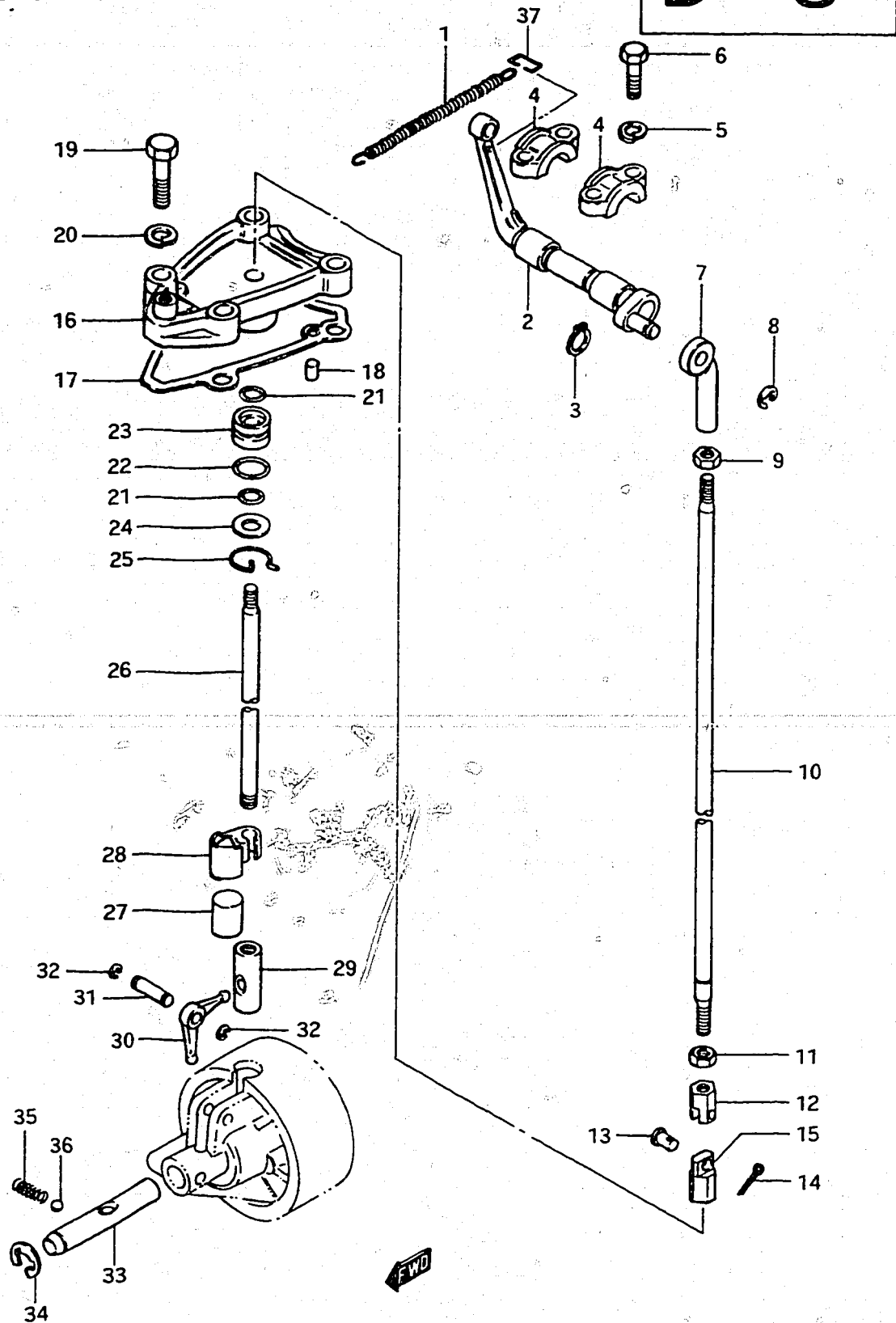
FIG.15 (D-4) : model VZ

FIG. 14

D - 3

20

FIG.14 (D- 3) CLUTCH (model J)



Q'TY

REF.NO.	PART NO.	DESCRIPTION	J	REMARKS
26	25111-94501	ROD, shift	1	
27	25232-95501	MAGNET	1	
28	25231-95501	HOLDER, magnet	1	
29	25112-94503	CONNECTOR	1	
30	25121-94502	YOKE, shifter	1	
31	09208-07003	PIN	1	
32	08332-11058	E RING	2	
33	25131-94502	DETENT, shifter	1	
34	08332-11095	E RING	1	
35	09440-05021	SPRING	1	
36	06111-07004	BALL, detent	1	
37	09387-10001	RING	1	

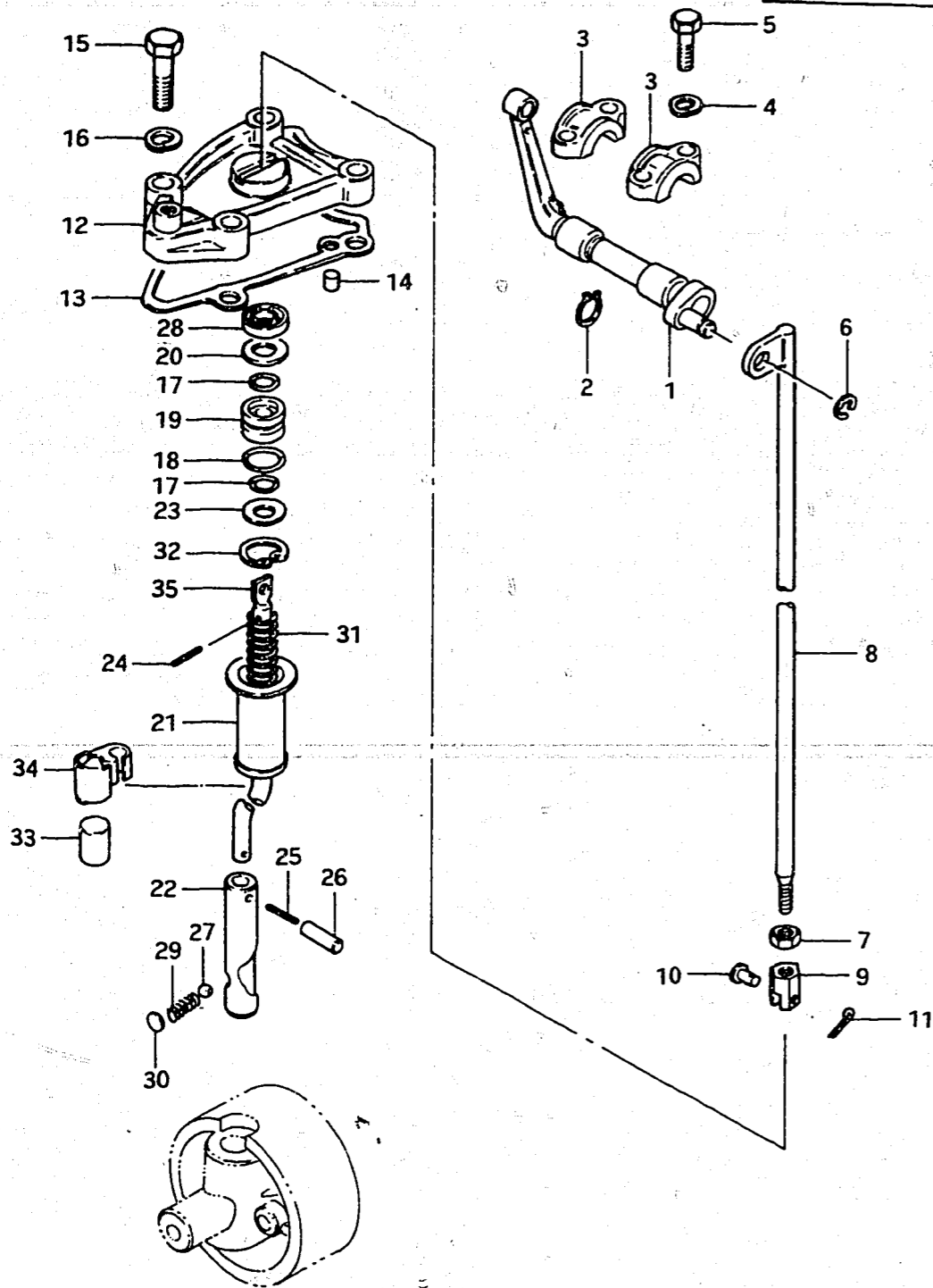
FIG.15 (D-4) : model VZ

FIG. 15

D-4

21

FIG. 15 (D- 4) CLUTCH (model VZ)



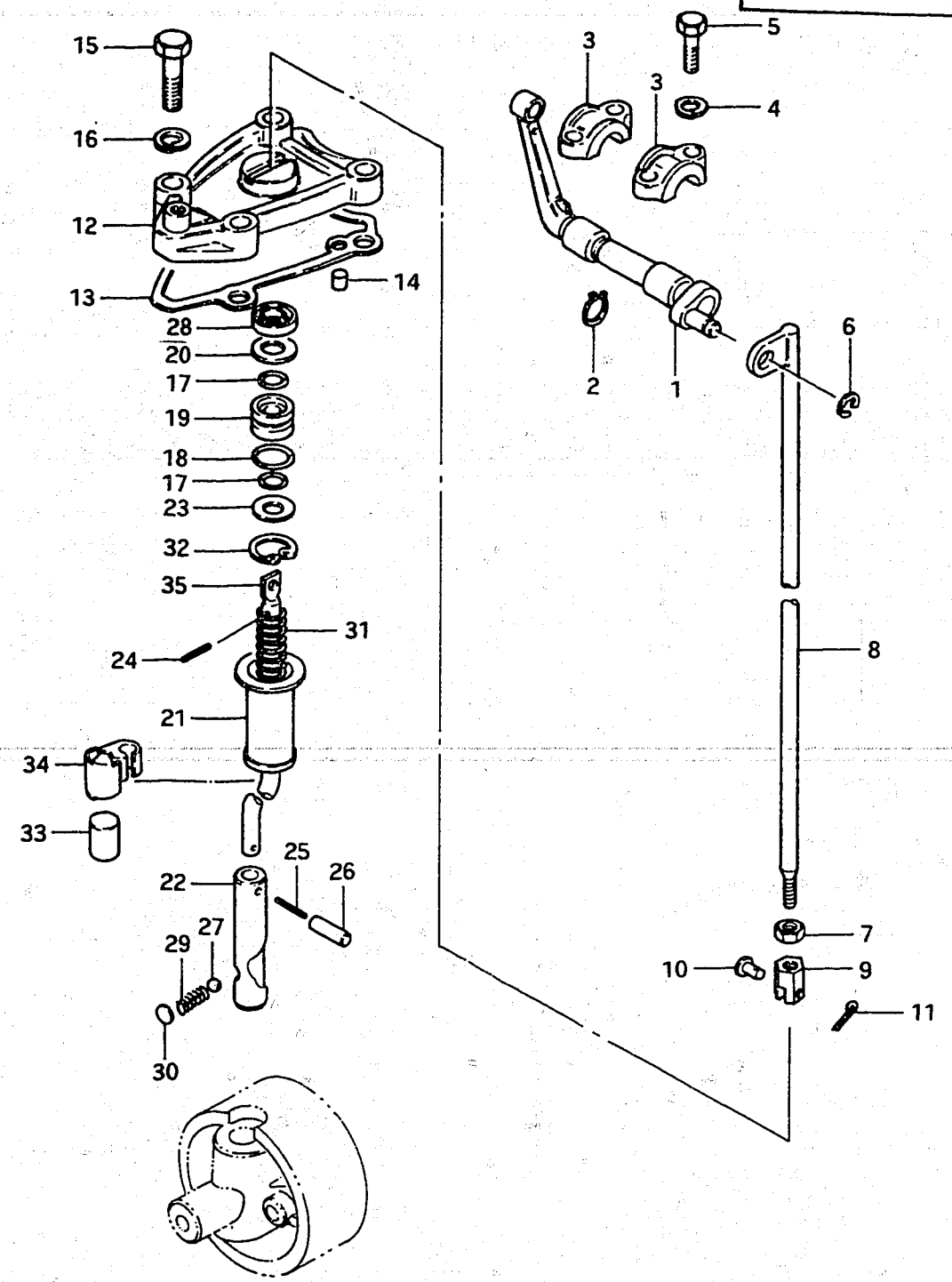
REF.NO.	PART NO.	DESCRIPTION	Q'TY		REMARKS
			VZ		
1-1	21220-94502	SHAFT, clutch shift	1		
1-2	21220-94503	SHAFT, clutch shift	1		from 21220-94502
2	09380-12004	.CIRCLIP	1		
3	21311-94502	HOLDER, shaft	2		
4	09162-06001	LOCK WASHER	4		
5	09100-06089	BOLT (6x25)	4		
6	09383-08004	E RING	1		
7-1	09140-06004	NUT (M6)	1		
7-2	09140-08012	NUT (M8)	1		UL
8-1	23110-94502	ROD, clutch	1		
8-2	23110-94510	ROD, clutch	1		UL
9-1	23315-94502	CONNECTOR, clutch rod	1		to 23315-94503 with 09160-05010 (2pcs.)
9-2	23315-94503	CONNECTOR, clutch rod	1		
9-3	23315-94510	CONNECTOR, clutch rod	1		UL
10-1	23313-94501	PIN, connector	1		
10-2	23313-94500	PIN, connector	1		UL
11	09204-01001	COTTER PIN	1		
12	25141-94503	HOUSING, shift rod guide	1		
13	25142-94500	GASKET	1		
14	06211-05103	PIN	2		
15	09100-08163	BOLT	4		8x35
16	09162-08003	LOCK WASHER	4		
17	09280-08008	O RING, inner	2		
18	09280-15003	O RING, outer	1		
19	25211-94501	GUIDE, shift rod	1		
20	09160-09009	WASHER	1		9x19x1
21	25205-94500	COLLAR, shift rod spring	1		
22	25311-94500	CAM, clutch	1		

FIG. 15

D-5

22

FIG.15 (D- 5) CLUTCH (model VZ)



REF.NO.	PART NO.	DESCRIPTION	Q'TY	VZ	REMARKS
23	09160-09010	WASHER, lower	1		
24	09205-02004	PIN	1		
25	09205-02006	SPRING PIN	1		
26	09205-03021	SPRING PIN	1		
27	09260-10003	BALL, cam notch	1		
28	09284-08003	DUST SEAL	1		
29	09440-07033	SPRING, cam notch	1		
30	21121-93300	PLATE, detent spring	0-1		
31	09440-12025	SPRING, shift rod	1		
32	08331-41309	CIRCLIP	1		
33	25232-95501	MAGNET	1		
34	25231-95501	HOLDER, magnet	1		
35-1	25111-94502	ROD, shift	1		
35-2	25111-94510	ROD, shift	1	UL	

FIG.14 (D-2,3) : model J

FIG. 16

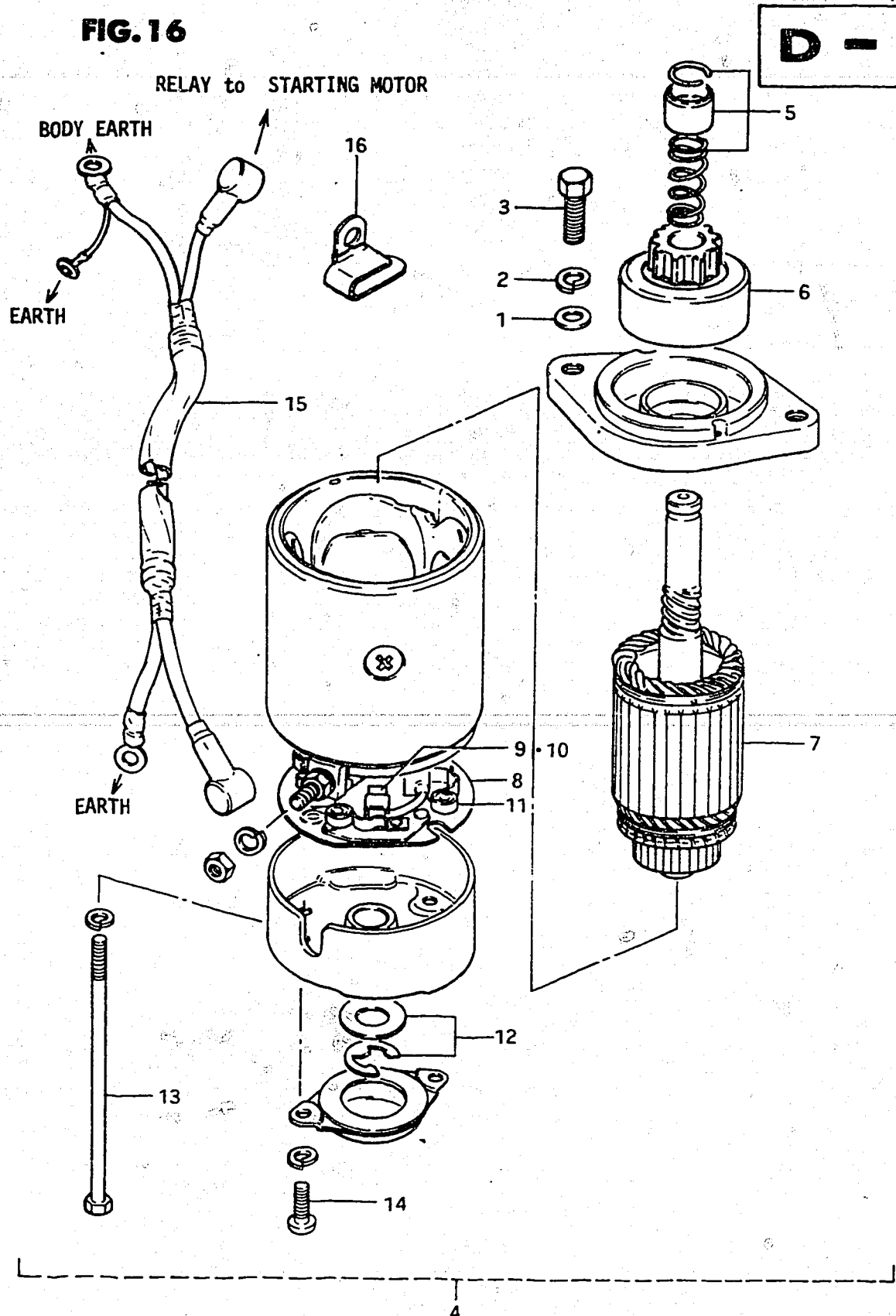


FIG. 16 (D- 6) STARTING MOTOR (model J)

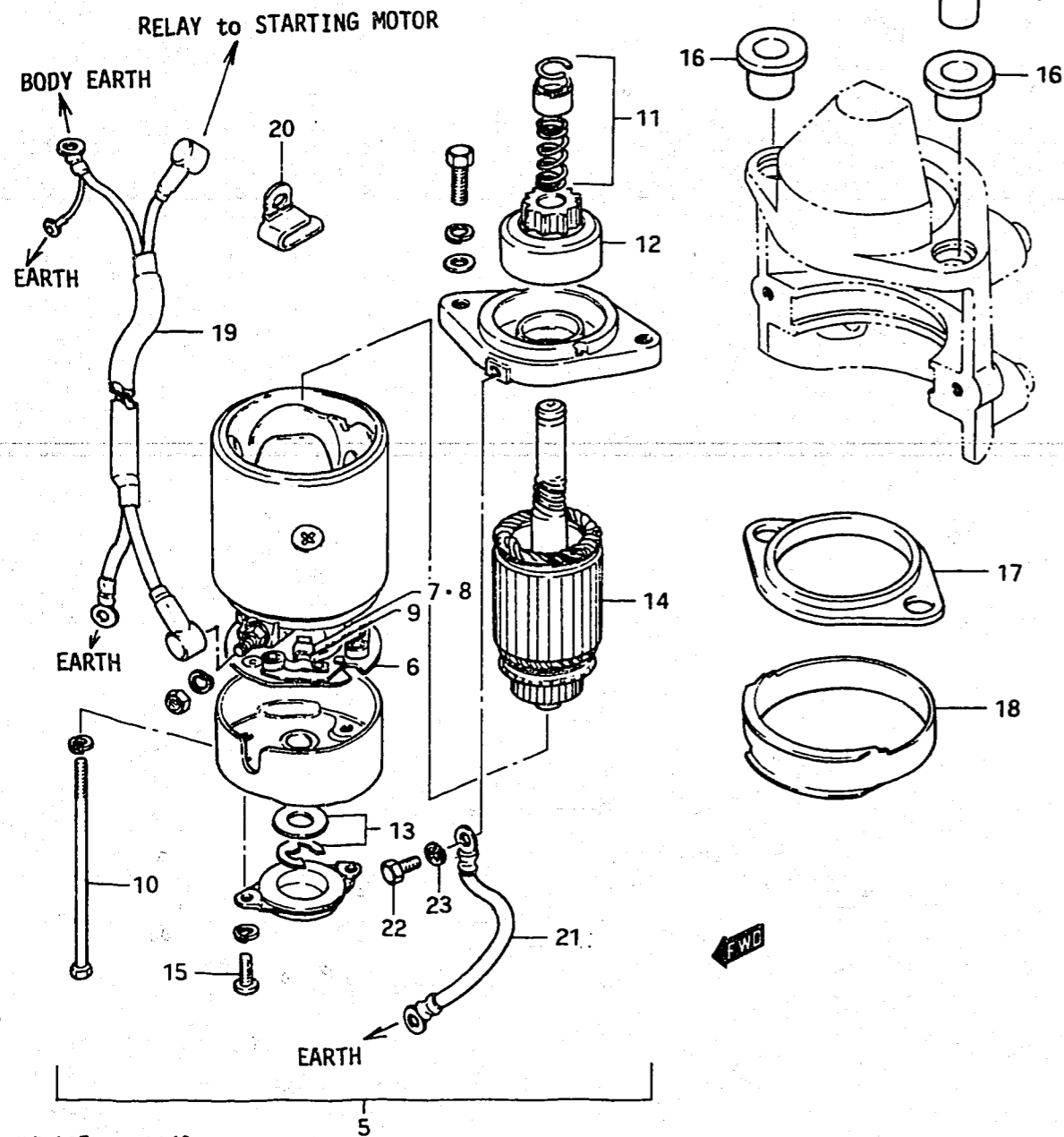
REF.NO.	PART NO.	DESCRIPTION	Q'TY	REMARKS
1	08322-11088	WASHER	2	
2	08321-21088	LOCK WASHER	2	
3	01107-08258	BOLT	2	
4	31100-94500	MOTOR ASSY, starting	1	
5	31312-95241	.STOPPER SET, pinion	1	
6	31320-95240	.PINION	1	
7	31311-95240	.ARMATURE	1	
8	31173-95242	.HOLDER ASSY, motor brush	1	
9	31131-95241	..BRUSH (+)	2	
10	31132-95242	..BRUSH (-)	1	
11	31135-95240	..SPRING, brush	4	
12	31361-95240	.WASHER KIT	1	
13	31281-95240	.BOLT	2	
14	02112-04128	.SCREW	2	
15	33840-94502	CABLE, starter sub	1	
16	33841-94501	CLAMP	1	

FIG. 17 (D-7) : model VZ

FIG. 17

D - 7

FIG. 17 (D- 7) STARTING MOTOR (model VZ)



REF.NO.	PART NO.	DESCRIPTION	Q'TY	VZ	REMARKS
1	08321-21088	LOCK WASHER	2		
2	01107-08358	BOLT	2		
3	09160-08062	WASHER	2		
4	09180-08097	SPACER	2		
5	31100-94510	MOTOR ASSY, starting	1		
6	31173-94510	.HOLDER ASSY, motor brush	1		
7	31131-94510	..BRUSH (+)	2		
8	31132-94510	..BRUSH (-)	1		
9	31135-95240	..SPRING, brush	4		
10	31281-94510	.THROUGH BOLT	2		
11	31312-95241	.STOPPER SET, pinion	1		
12	31320-94510	.PINION ASSY	1		
13	31361-95240	.WASHER KIT	1		
14	31311-94510	.ARMATURE	1		
15	02112-04128	.SCREW	2		
16	31916-94500	DAMPER, upper	2		
17	31917-94500	DAMPER, middle	1		
18	31918-94500	DAMPER, lower	1		
19	33840-94510	CABLE, starter sub	1		
20	33841-94501	CLAMP	1		
21	33850-94501	CABLE ASSY, grand	1		
22	01107-08168	BOLT	1		model VZ
23	08321-21088	LOCK WASHER	1		

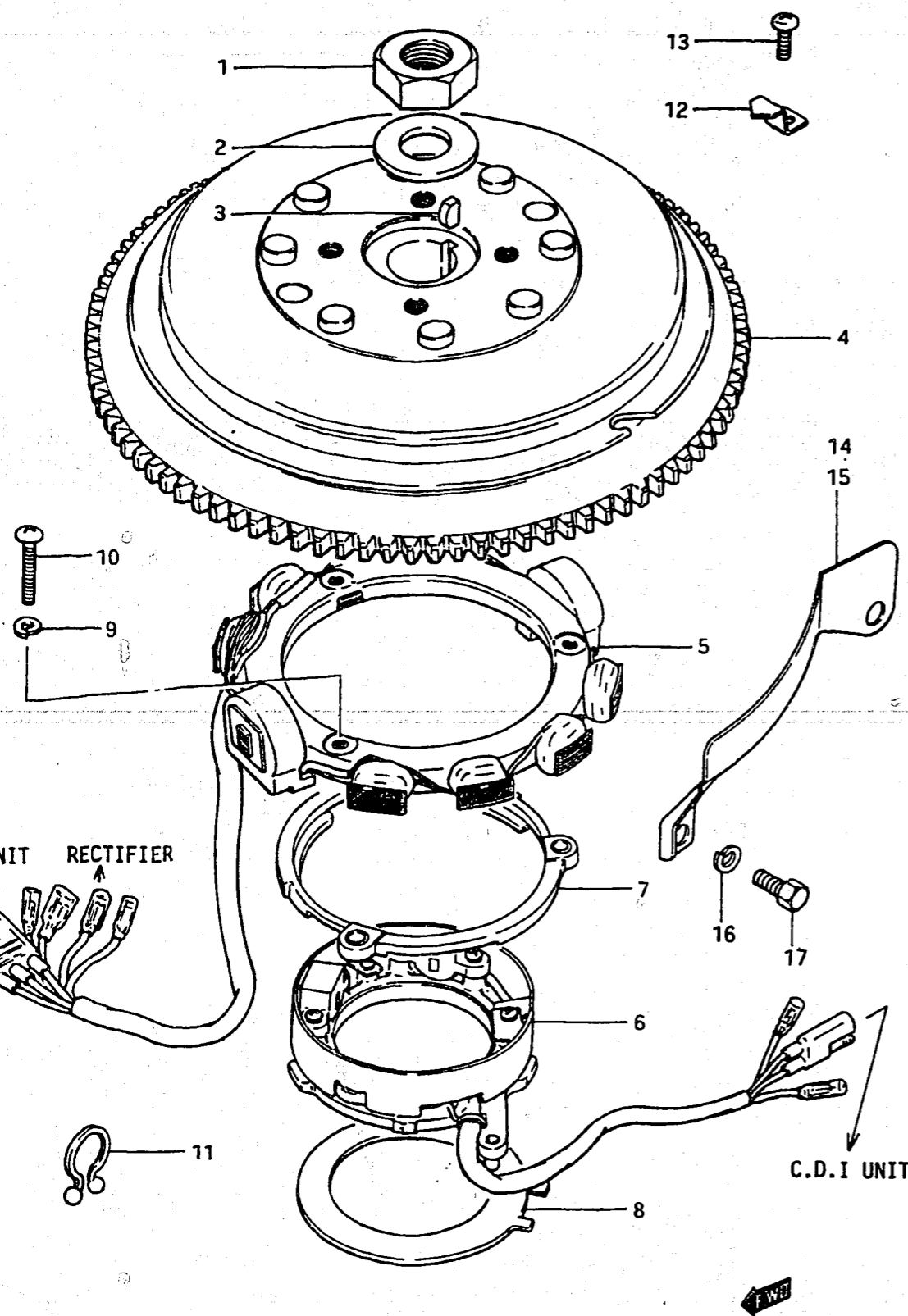
FIG. 16 (D-6) : model J

FIG. 18

D - 8

25

FIG.18 (D- 8) MAGNETO (model J)



Q'TY

REF.NO.	PART NO.	DESCRIPTION	J	REMARKS
1	09140-18007	NUT	1	
2	09160-18011	WASHER (18.5x35x4)	1	
3	08341-31059	KEY	1	
4-1	32102-94501	ROTOR	1	
4-2	32102-94503	ROTOR	1	from 32102-94501
5	32101-94500	STATOR	1	
6	32160-94500	TIMER BASE & SENSER ASSY	1	
7	32390-94501	RETAINER (2)	1	
8	32395-94501	RETAINER (1)	1	
9	08321-21068	LOCK WASHER	3	
10	02112-06308	SCREW	3	
11	09408-00021	CLAMP, lead wire	1	
12	32495-94500	TIMING POINTER	1	
13	02112-06108	SCREW	1	
14-1	11511-94990-01T	COVER, ring gear	1	
14-2	11511-94502-01T	COVER, ring gear	1	11501-101340-
15-1	11511-94502-02M	COVER, ring gear	1	VZ E13
15-2	11511-94503-02M	COVER, ring gear	1	VZ E9
16	08321-21088	LOCK WASHER	2	
17	01107-08208	BOLT	2	

FIG.19 (D-9) : model VZ

FIG.19

D - 9

FIG.19 (D- 9) MAGNETO (model VZ)

Q'TY

REF.NO.	PART NO.	DESCRIPTION	VZ	REMARKS
1	09140-18007	NUT	1	
2	09160-18011	WASHER (18.5x35x4)	1	
3	08341-31059	KEY	1	
4-1	32102-94502	ROTOR	1	
4-2	32102-94503	ROTOR	1	from 32102-94502
5	32101-94500	STATOR	1	
6	32160-94501	TIMER BASE & SENSER ASSY	1	
7	32390-94501	RETAINER (2)	1	
8	32395-94502	RETAINER (1)	1	
9	08321-21068	LOCK WASHER	3	
10	02112-06308	SCREW	3	
11	32495-94500	TIMING POINTER	1	
12	02112-06108	SCREW	1	
13	11511-94503-01T	COVER, ring gear	1	
14	08321-21088	LOCK WASHER	2	
15	01107-08208	BOLT	2	

FIG.18 (D-8) : model J

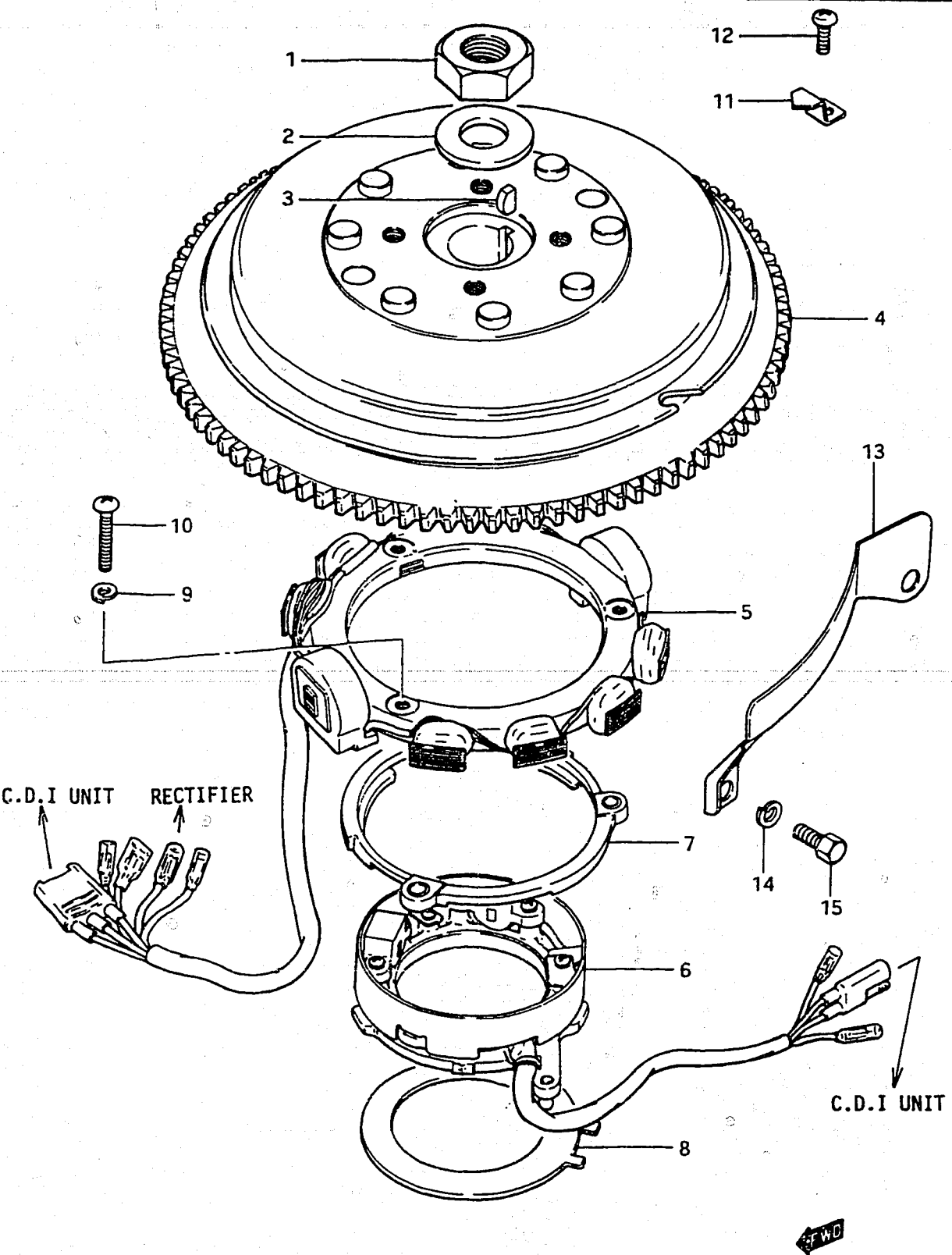
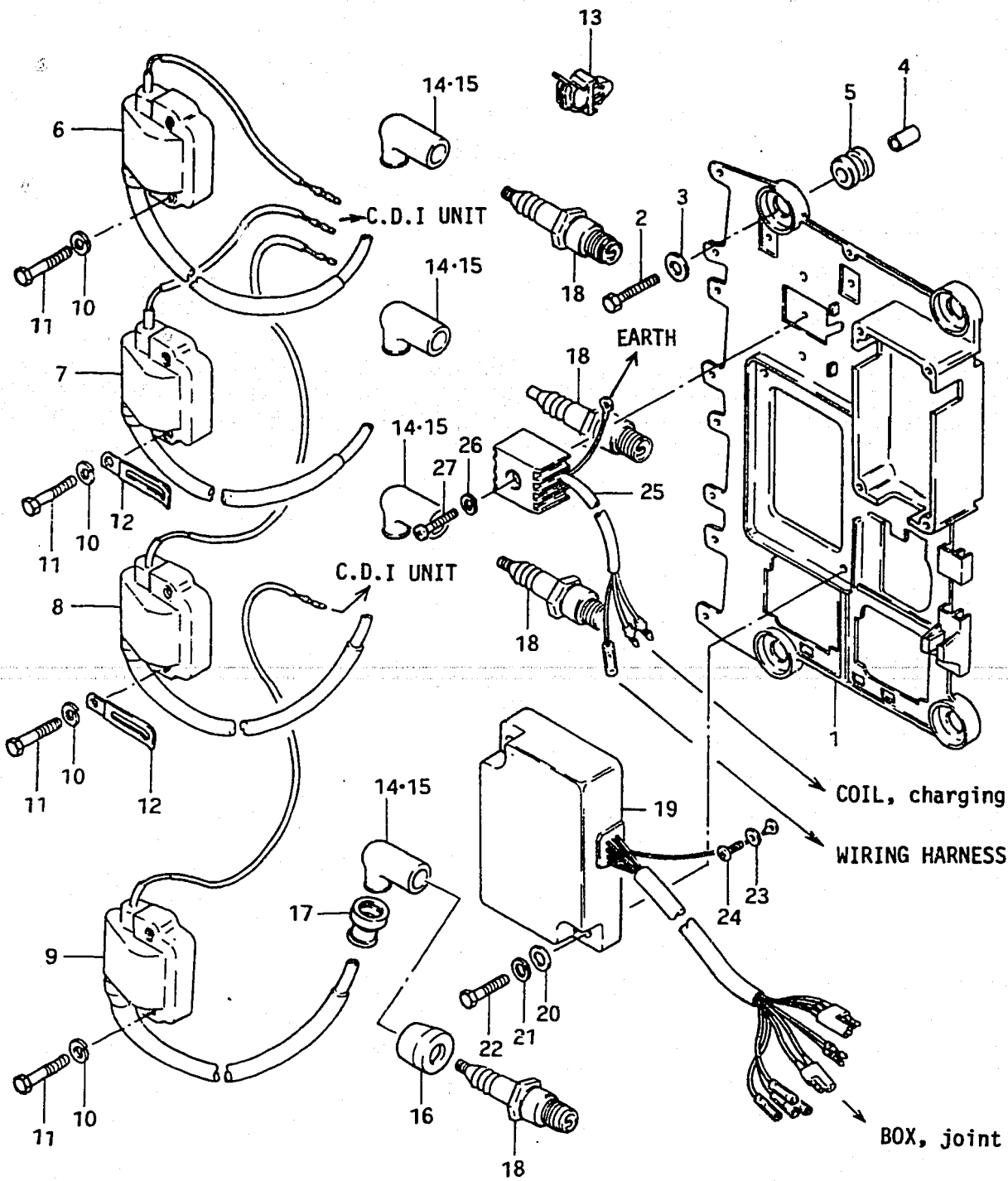


FIG. 20

D - 10



27

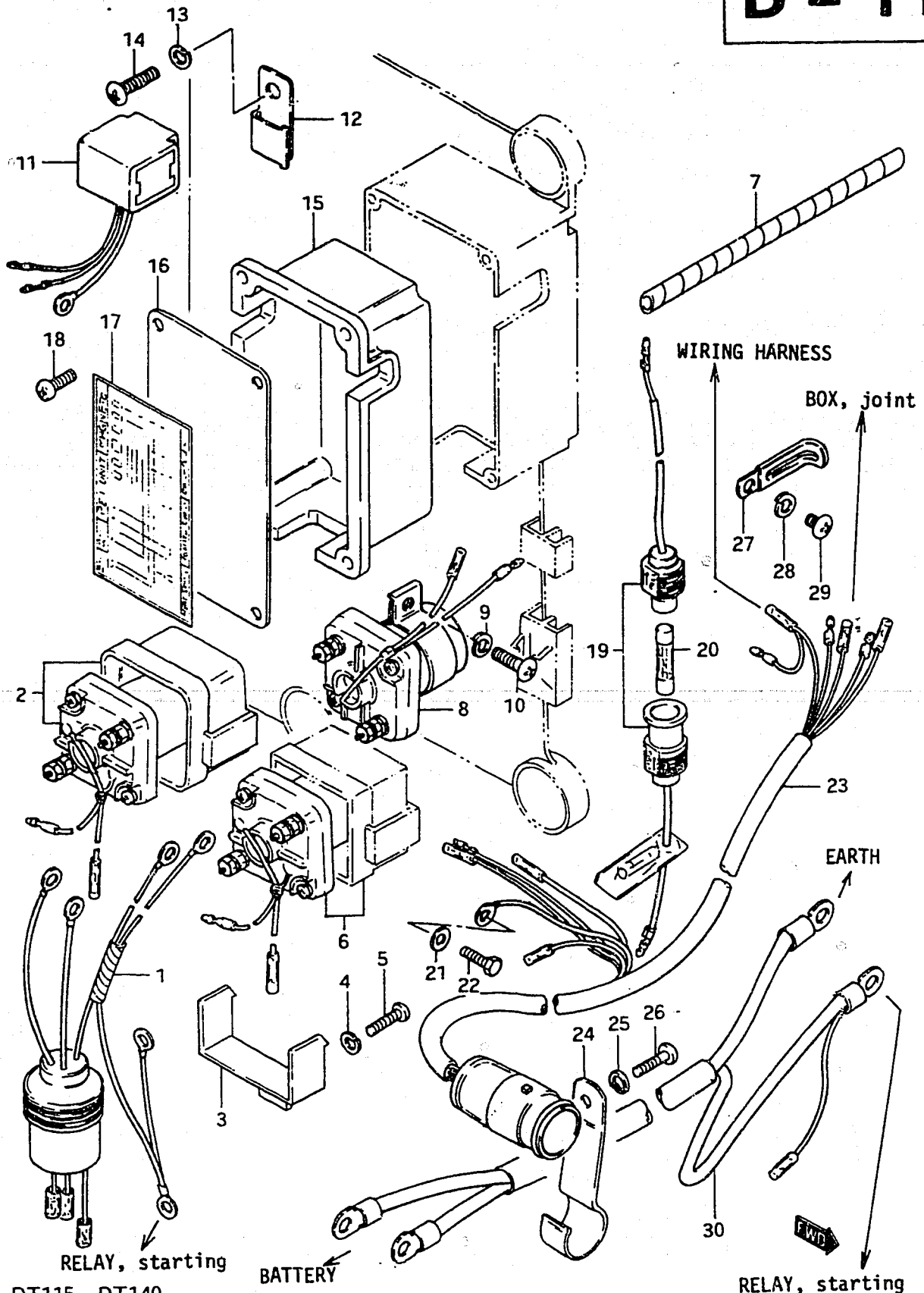
FIG. 20 (D-10) IGNITION

REF.NO.	PART NO.	DESCRIPTION	Q'TY		REMARKS
			ALL		
1	32890-94500	HOLDER, electric parts	1		
2	01107-08308	BOLT	4		
3	09160-08054	WASHER (8.5x20x1.6)	4		
4	09180-08032	SPACER (8.2x12xY7)	4		
5	09320-12028	CUSHION	4		
6	33410-94500	COIL, ignition (1)	1		
7	33420-94500	COIL, ignition (2)	1		
8	33430-94500	COIL, ignition (3)	1		
9	33440-94500	COIL, ignition (4)	1		
10	08321-21068	LOCK WASHER	8		
11	01107-06308	BOLT	8		
12	09404-06401	CLAMP (L:50)	2		
13	09403-07308	CLAMP	2		
14	33510-95510	CAP, spark plug	4		model J/VZ E13
15	33510-97313	CAP, spark plug	4		model VZ
16	33541-93310	SEAL, spark plug	4		model VZ
17	33542-98000	SEAL, hightension coad	4		
18	09482-00151	SPRK PLUG (NGK,B8HS)	4		
19	32900-94501	C.D.I. UNIT	1		
20	08322-21068	WASHER	2		
21	08321-21068	LOCK WASHER	2		
22	01107-06258	BOLT	2		
23	08321-21068	LOCK WASHER	1		
24	02112-06168	SCREW, earth	1		
25	32800-95720	RECTIFIRE	1		
26	08321-21058	LOCK WASHER	1		
27	02112-05258	SCREW	1		

FIG. 21

D - 11

FIG. 21 (D-11) ELECTRICAL (1)



Q'TY

REMARKS

REF.NO.	PART NO.	DESCRIPTION	ALL	REMARKS
1	33830-94502	CABLE, trim relay in	1	L:300
2-1	38410-94501	TRIM RELAY, up	1	
2-2	38410-94510	TRIM RELAY, up	1	from 38410-94501
3	38412-94500	BRACKET, trim relay	2	
4	08321-21068	LOCK WASHER	2	
5	02112-06168	SCREW	2	
6-1	38420-94501	TRIM RELAY, down	1	
6-2	38420-94520	TUEN RELAY, down	1	from 38420-94501
7	38423-95501	TUBE, trim relay lead	1	
8	31800-95522	RELAY, starter	1	
9	08321-21068	LOCK WASHER	1	
10	02112-06168	SCREW	1	
11	34861-94501	SEMI CONDUCTOR, oil level	1	model J:STD
12	34862-94500	BRACKET, semi conductor	1	model VZ E1:STD
13	08321-21068	LOCK WASHER	1	model VZ E9/E13:OPT
14	02112-06168	SCREW	1	
15-1	36653-94500	BOX, insulator	1	model J
15-2	36653-94501	BOX, insulator	1	model VZ from 36653-94500
16	36650-94500	COVER, junction box	1	
17	36652-94503	LABEL, diagram	1	
18	09125-05025	SCREW	4	
19	36740-95252	CASE, fuse	1	
20	09481-20001	.FUSE (20A)	1	
21	08322-21068	WASHER, earth lead	1	
22	01107-06128	BOLT, earth lead	1	
23-1	36610-94503	WIRING HARNESS (1)	1	to 36610-94505
23-2	36610-94505	WIRING HARNESS (1) ,	1	
24	36791-94501	HOLDER, wiring harness	1	
25	08321-21068	LOCK WASHER	1	
26	02112-06168	SCREW	1	
27	09404-06412	CLAMP	1	L:60
28	08321-21068	LOCK WASHER	1	
29	02112-06088	SCREW	1	
30	33810-94501	CABLE, starter	1	

D - 12

REF.NO.	PART NO.	DESCRIPTION	Q'TY		REMARKS
			ALL		
1-1	38600-94503	SOLENOID, choke	1		DT115J, to 38600-94504
1-2	38600-94505	SOLENOID, choke	1		DT115VZ, from 38600-94504
2-1	38601-94500	.SPACER (5.5x12x15.8)	2		DT115J
2-2	38601-94500	.SPACER (5.5x12x15.8)	1		DT115VZ
3	08321-21058	LOCK WASHER	2		DT115J/VZ
4	01104-05308	BOLT	2		DT115J/VZ
5-1	38600-94513	SOLENOID, choke	1		DT140J to 38600-94514
5-2	38600-94515	SOLENOID, choke	1		DT140VZ, from 38600-94514
6	09162-05002	LOCK WASHER	2		DT140J/VZ
7	09100-05102	BOLT (5x10)	2		DT140J/VZ
8	34850-94552	SWITCH, heat	1		DT140J/VZ
9	34853-94500	SUPPORTER	1		
10	09404-10401	CLAMP (L:52)	1		
11	34855-95550	GREASE, heat switch	1		OPT
12	09140-06004	NUT	1		
13	09160-06036	WASHER (6.5x18x1.5)	2		
14	33816-94500	CLAMP, cable	1		
15	09162-06001	LOCK WASHER	1		
16	09100-06020	BOLT (6x20)	1		
17	09404-08401	CLAMP	2		model VZ

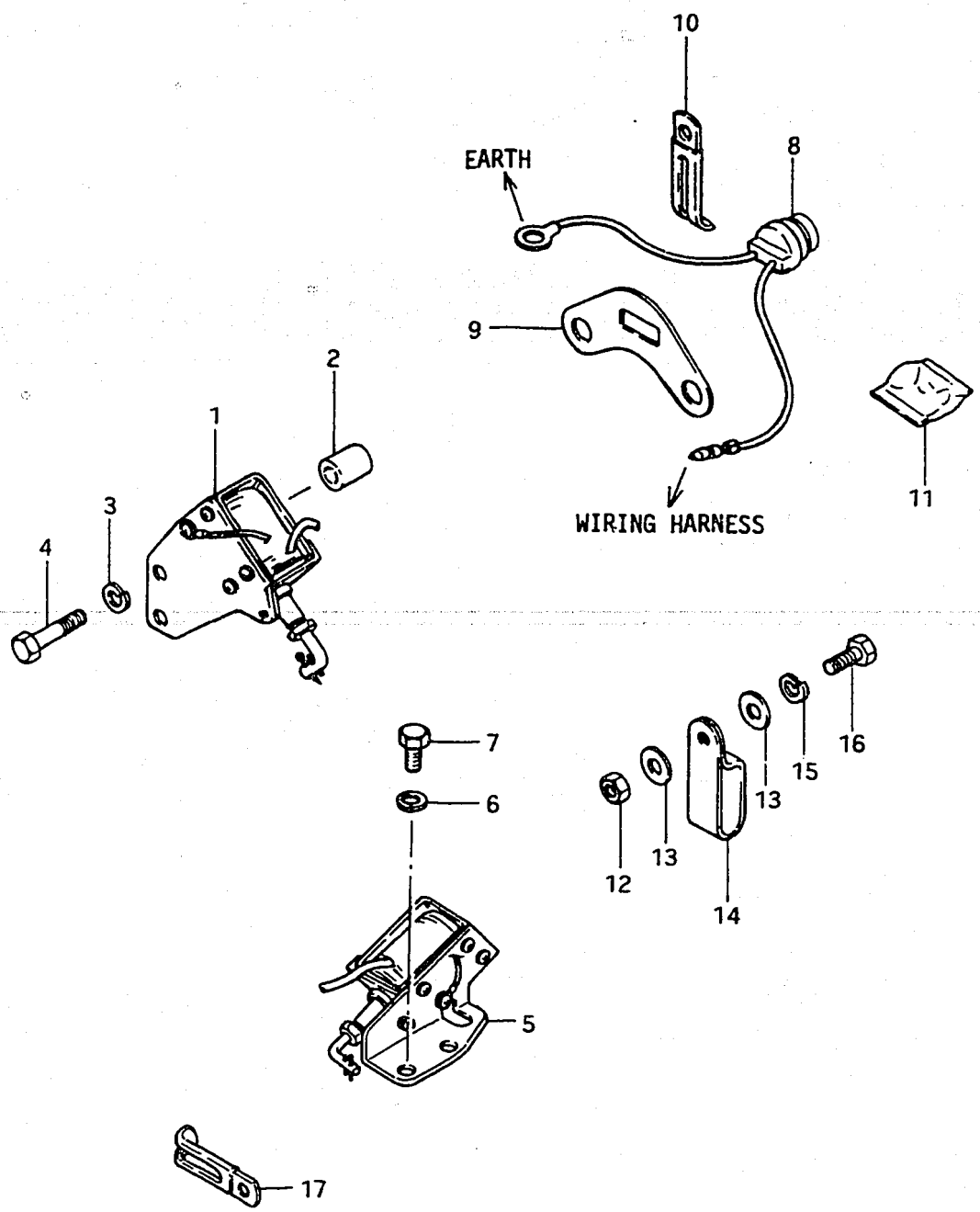
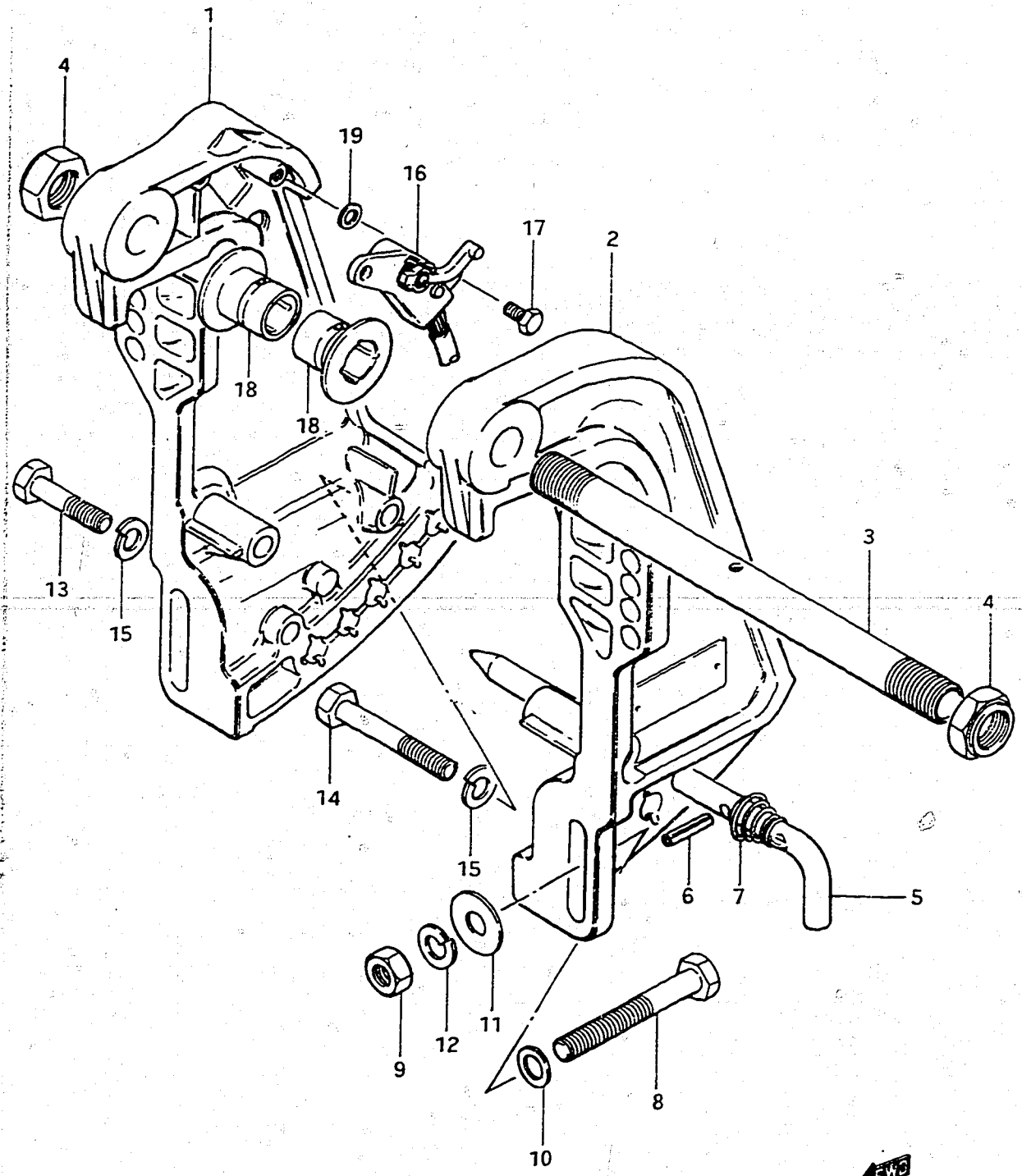


FIG. 23

E - 2

FIG. 23 (E- 2) CLAMP BRACKET



REF.NO.	PART NO.	DESCRIPTION	Q'TY		REMARKS
			ALL		
1-1	41111-94502-01T	BRACKET, clamp RH	1		
1-2	41111-94502-02M	BRACKET, clamp RH	1		VZ E13/E9
2-1	41121-94502-01T	BRACKET, clamp LH	1		
2-2	41121-94502-02M	BRACKET, clamp LH	1		VZ E13/E9
3	41131-94500	SHAFT, clamp bracket	1		
4	09159-22002	NUT	2		
5-1	45421-94500	PIN, tilt lock	1		
5-2	45421-94501	PIN, tilt lock	1		from 45421-94500
6	09205-03017	SPRING PIN	1		L:20
7	09441-24002	SPRING	1		L:21
8	09100-12026	BOLT (12x100)	4		from 09100-12024
9	09140-12025	NUT	4		
10	09160-12033	WASHER (1)	4		12.5x22x2.5
11	09160-12044	WASHER (2)	4		12.5x35x3.2
12	09162-12002	LOCK WASHER	4		
13	09100-10155	BOLT	2		10x50
14-1	09100-10156	BOLT	2		model J, 10x80
14-2	09100-10156	BOLT	4		model VZ, 10x80
15-1	09162-10002	LOCK WASHER	4		model J
15-2	09162-10002	LOCK WASHER	6		model VZ
16	34801-94503	SENDER, trim	1		model J, from 34801-94502
17	09100-06019	BOLT	2		6x16
18	09306-22002	BUSHING	2		
19	09160-06015	WASHER	2		model J

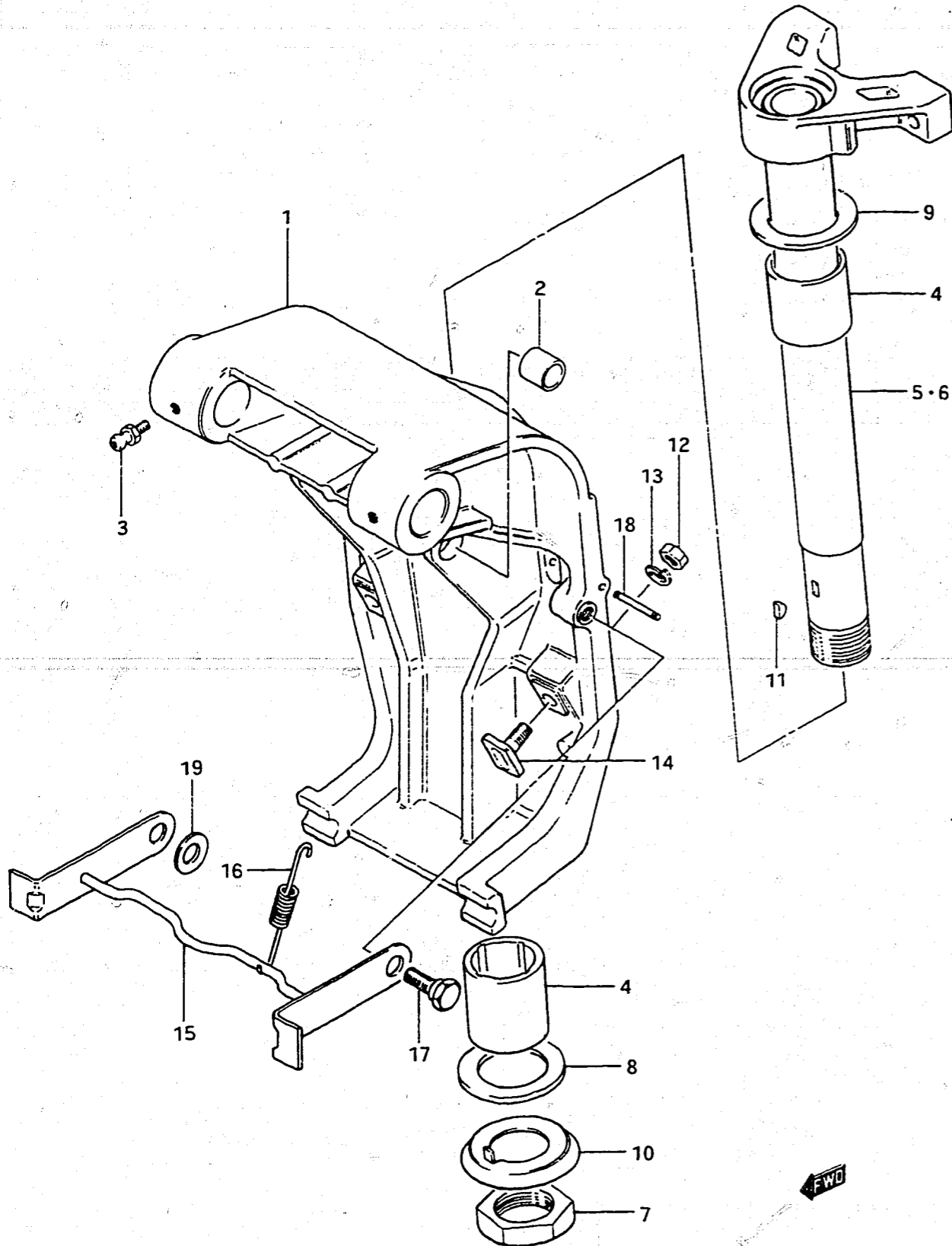
FWB

FIG. 24

E - 3

31

FIG. 24 (E- 3) SWIVEL BRACKET

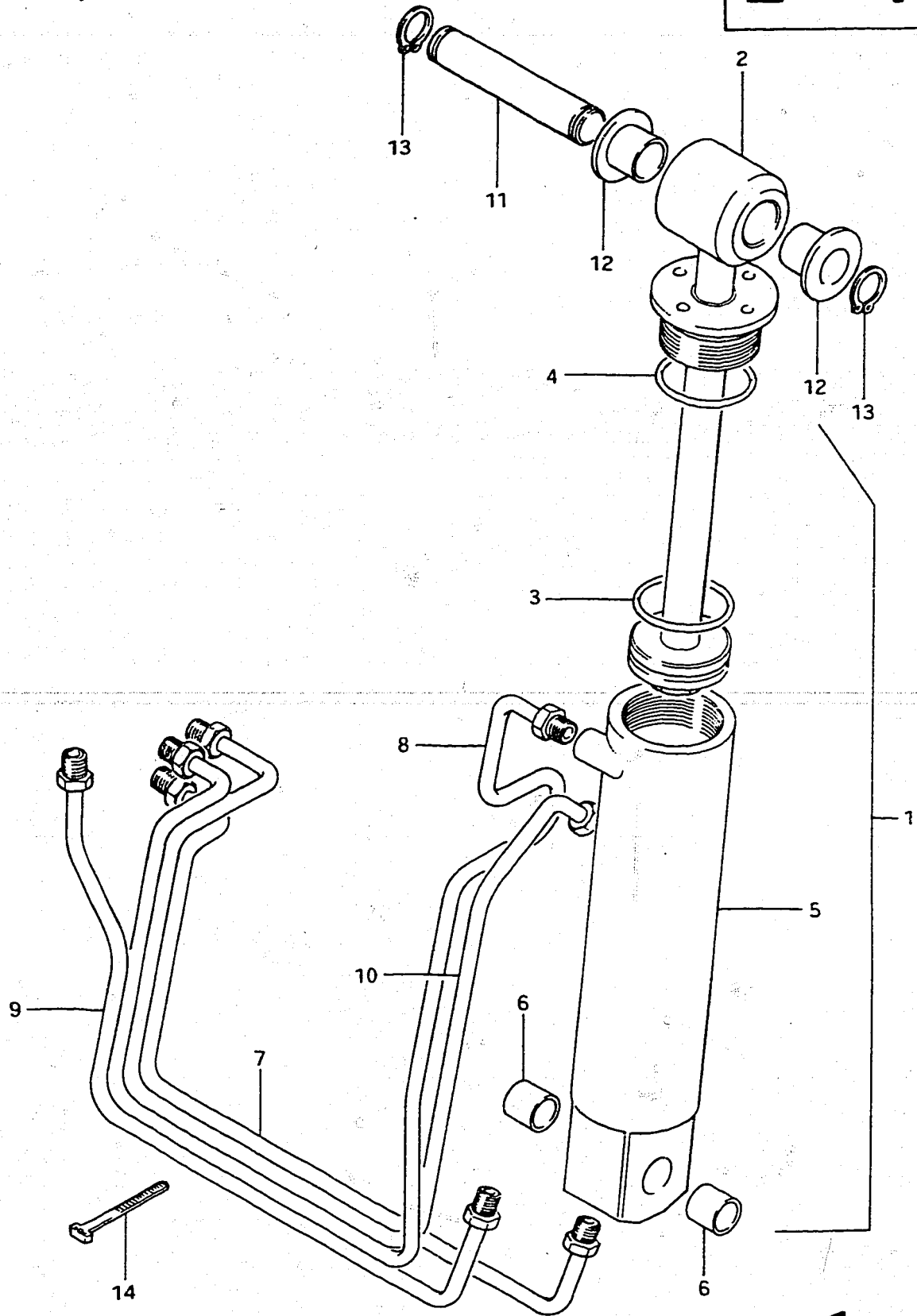


REF.NO.	PART NO.	DESCRIPTION	Q'TY		REMARKS
			ALL		
1-1	43110-94500-01T	BRACKET, swivel	1		
1-2	43110-94500-02M	BRACKET, swivel	1		VZ E13/E9
2	09303-18001	.BUSHING	2		
3	22511-99000	GREASE NIPPLE	3		
4	09306-36001	BUSHING	2		
5	43740-94502-01T	SHAFT, pilot	1		model J
6-1	43740-94503-01T	SHAFT, pilot	1		model VZ
6-2	43740-94504-01T	SHAFT, pilot	1		
6-3	43740-94503-02M	SHAFT, pilot	1		VZ E13
6-4	43740-94504-02M	SHAFT, pilot	1		VZ E9
7	09140-33001	NUT	1		
8	09160-33001	WASHER, lower	1		33x60x3
9	09160-36002	WASHER, upper	1		36.5x60x2
10	09166-33001	WASHER	1		
11-1	09420-05003	KEY	1		
11-2	09421-05006	KEY	1		
12	09140-08003	NUT, trim cylinder ran	2		
13	09162-08003	LOCK WASHER	2		
14	48311-94500	PAD, trim cylinder ran	2		
15-1	41220-94501-01T	LEVER, tilt lock	1		
15-2	41220-94502-01T	LEVER, tilt lock	1		from 41220-94501-01T
15-3	41220-94501-02M	LEVER, tilt lock	1		VZE13
15-4	41220-94502-02M	LEVER, tilt lock	1		from 41220-94501-02M, VZE9
16	09443-10021	SPRING	1		L:86
17	09111-12002	BOLT	2		
18	41225-94500	PIN, tilt lock spring	1		
19	09160-10040	WASHER	1		

FIG. 25

E - 4

FIG. 25 (E- 4) TILT CYLINDER

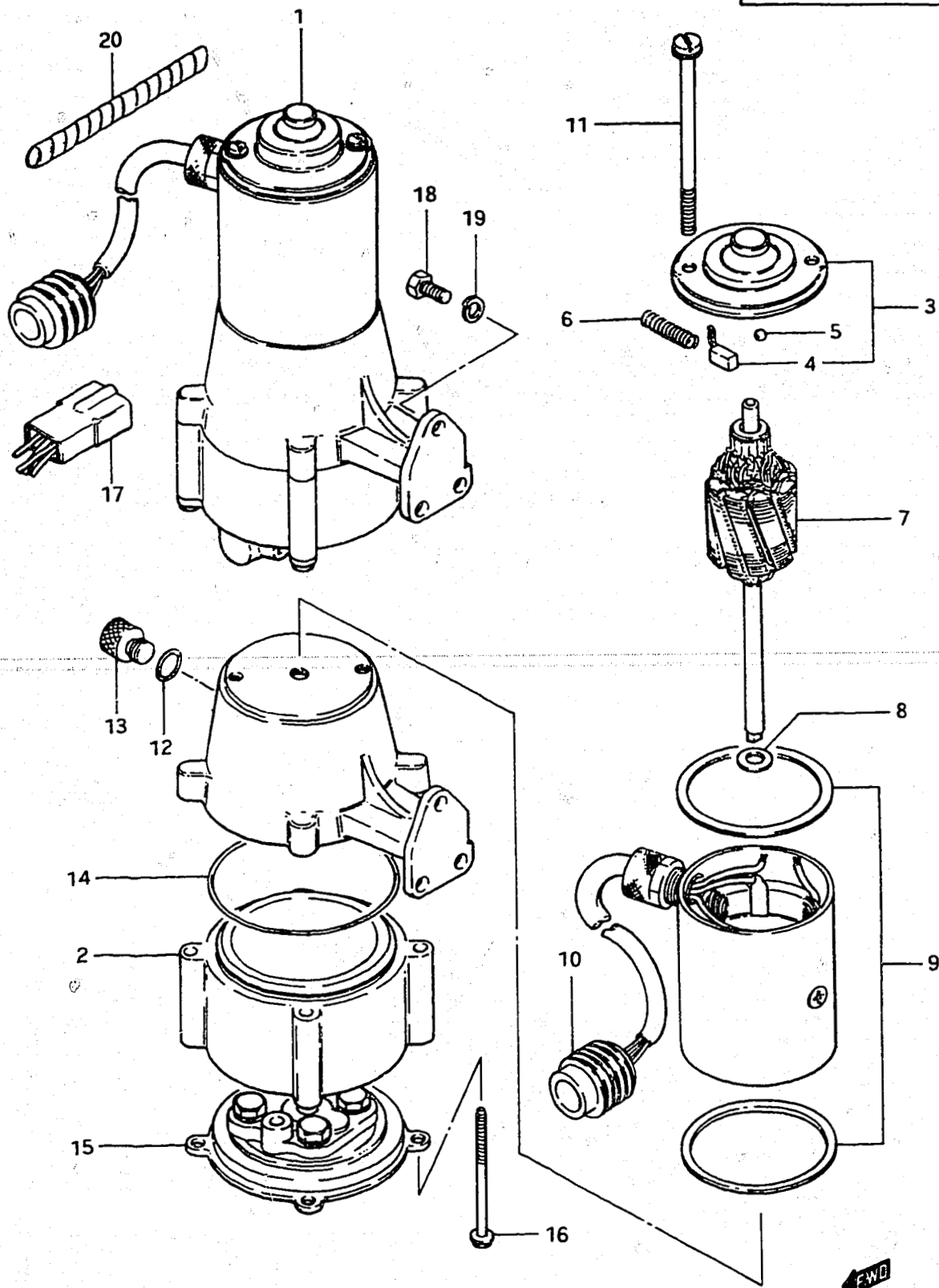


REF.NO.	PART NO.	DESCRIPTION	Q'TY	REMARKS
1-1	48400-94500-01T	TILT CYLINDER ASSY	1	
1-2	48400-94500-02M	TILT CYLINDER ASSY	1	VZ E13/E9
2	48401-94500	.PISTON & PISTON ROD SUB ASSY	1	
3	48427-94500	.O RING, piston	1	
4	48433-94500	.O RING	1	
5	48441-94500	.TUBE, cylinder	1	
6	09303-18001	.BUSHING	2	
7	48720-94501	PIPE, tilt inlet	1	
8	48730-94502	PIPE, tilt outlet	1	
9	48740-94501	PIPE, trim inlet	1	
10	48750-94502	PIPE, trim outlet	1	
11	48321-94500	SHAFT, tilt cylinder upper	1	
12	09306-16003	BUSHING	2	
13	09380-16003	SNAP RING	2	
14	36632-95501	CLAMP, PTT pipe	6	

FIG. 26

E - 5

FIG. 26 (E- 5) POWER UNIT

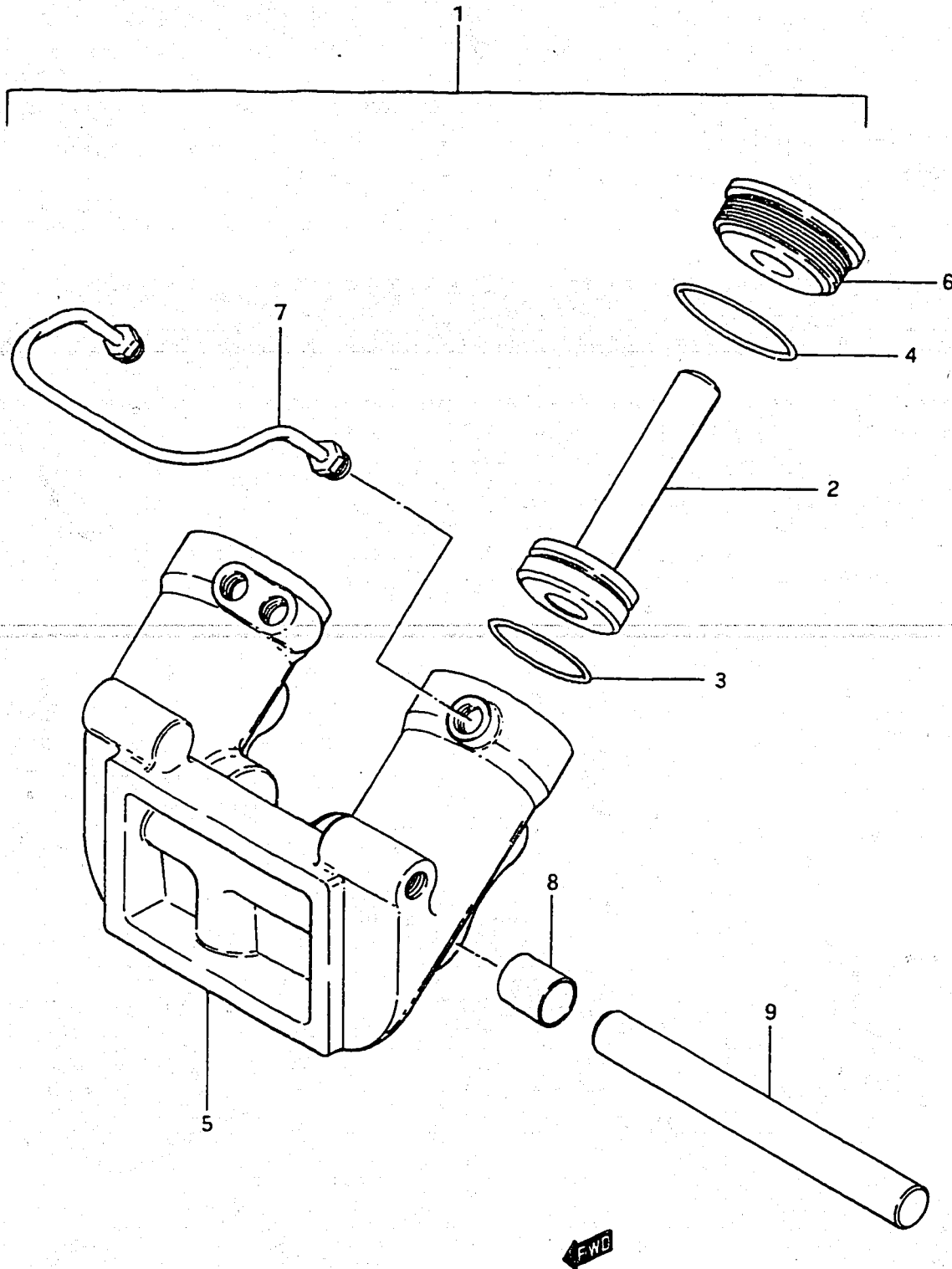


REF.NO.	PART NO.	DESCRIPTION	Q'TY	REMARKS
			ALL	
1-1	48500-94510-01T	POWER UNIT ASSY, power trim	1	
1-2	48500-94510-02M	POWER UNIT ASSY, power, trim	1	VZ E13/E9
2	48572-94500	.SPACER, reservoir	1	
3	48510-95500	.HEAD ASSY, motor	1	
4	48533-95500	..BRUSH SET	1	
5	06111-05004	.BALL	1	
6	48535-95500	.SPRING SET	1	
7	48540-94500	.ARMATURE	1	
8	48531-95500	.THRUST WASHER SET	1	
9	48537-95500	.GASKET SET	1	
10	33836-94501	.CAP, PTT motor cable	1	
11	48550-95500	.BOLT SET	1	
12	09280-08006	.O RING	1	
13	48573-95500	.CAP	1	
14-1	48585-95500	.O RING	1	model J
14-2	48585-95500	.O RING	2	model VZ
15	48502-95500	.VALVE BODY	1	
16	48591-94500	.SCREW	4	
17	48528-95500	.CONNECTOR	1	
18	09100-08154	BOLT (8x22)	3	
19	09162-08003	LOCK WASHER	3	
20	38423-95501	TUBE, PTT motor cable	1	L:150-100

FIG. 27

E - 6

FIG. 27 (E- 6) TRIM CYLINDER



REF.NO.	PART NO.	DESCRIPTION	Q'TY	REMARKS
1-1	48600-94500-01T	TRIM CYLINDER ASSY	1	
1-2	48600-94500-02M	TRIM CYLINDER ASSY	1	VZ E13/E9
2	48601-94500	.PISTON & PISTON ROD ASSY	2	
3-1	48627-94500	.O RING, piston	2	model J
3-2	48627-94500	.O RING, piston	4	model VZ
4-1	48633-94500	.O RING, head	2	model J
4-2	48633-94500	.O RING, head	4	model VZ
5	48641-94500	.CYLINDER, trim	1	
6	48630-94500	.HEAD, trim cylinder	2	
7	48760-94500	.TUBE, trim cylinder outlet	1	
8	09303-18001	.BUSHING	4	
9	48121-94500	SHAFT, tilt cylinder lower	1	

FIG. 28

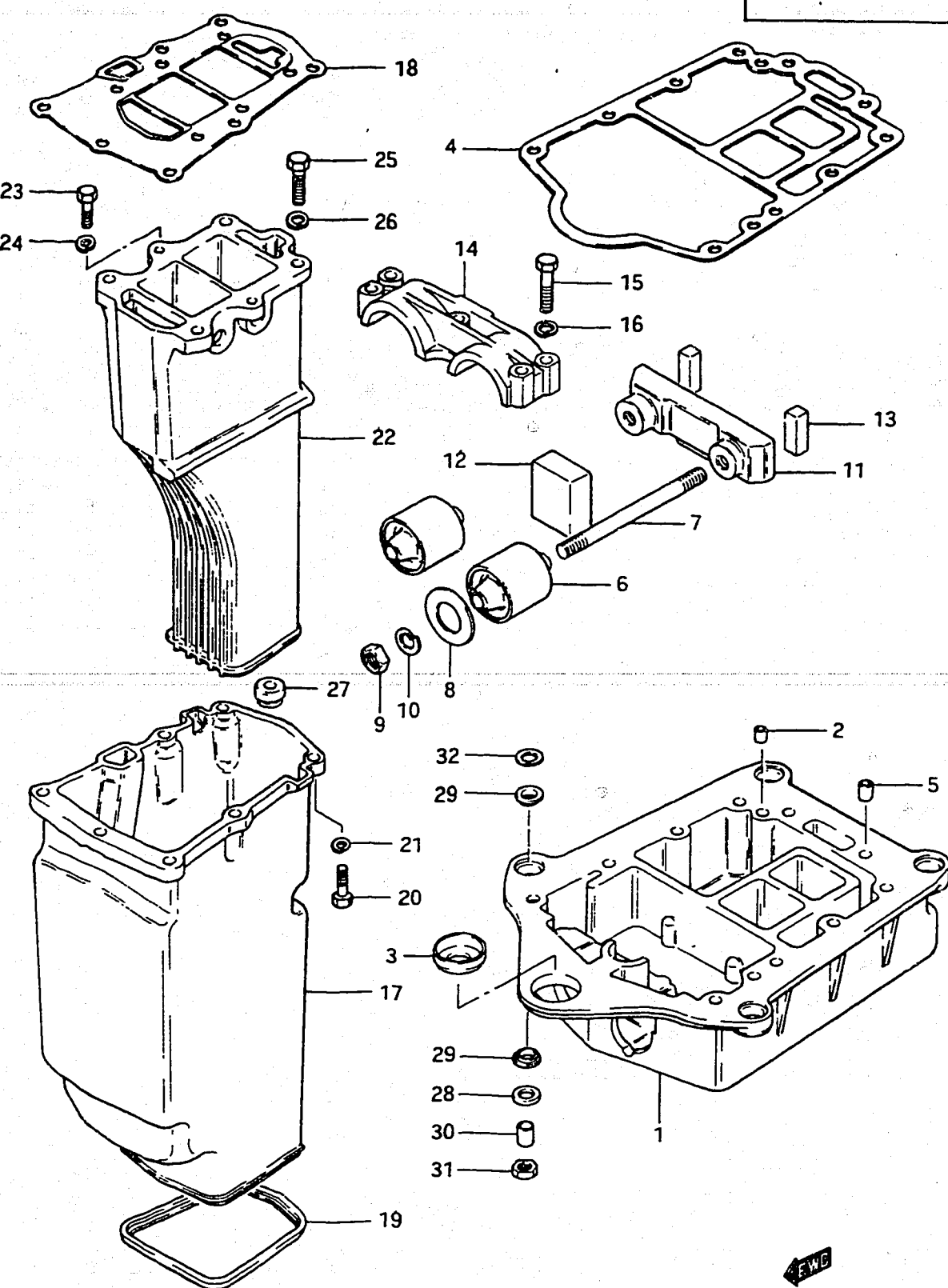
E - 7

FIG. 28 (E- 7) ENGINE HOLDER (model J)

Q'TY

REMARKS

REF.NO.	PART NO.	DESCRIPTION	J	REMARKS
1-1	51111-94990-01T	HOLDER, engine	1	
1-2	51111-94991-01T	HOLDER, engine	1	from 51111-94990-01T
2	09206-11001	PIN	2	L:12
3	09284-34001	SEAL	1	
4	51211-94501	GASKET, engine holder	1	
5	09206-13006	PIN	2	L:20
6	54130-94500	MOUNTING, upper	2	
7	09108-12001	STUD BOLT, upper mounting	2	
8	09160-12038	SHIM	1-2	
9	09140-12020	NUT	2	
10	09162-12002	LOCK WASHER	2	
11	54136-94502	STOPPER, upper mounting	1	
12	54141-94501	MOUNTING, upper front	1	
13	54142-94501	MOUNTING, upper rear	2	
14	51112-94502	COVER, upper mounting	1	
15	09100-08160	BOLT	5	8x45
16	09162-08003	LOCK WASHER	5	
17	52171-94501	HOUSING, exhaust	1	
18-1	52172-94501	GASKET, exhaust housing	1	to 52172-94990
18-2	52172-94990	GASKET, exhaust housing	1	to 52172-94502
18-3	52172-94502	GASKET, exhaust housing	1	
19	52173-94501	SEAL, exhaust housig	1	
20	09100-06047	BOLT	7	6x25
21	09162-06001	LOCK WASHER	7	
22	14211-94503	TUBE, exhaust	1	
23	09100-06047	BOLT	2	6x25
24	09162-06001	LOCK WASHER	2	
25	09100-08112	BOLT	4	8x30
26	09162-08003	LOCK WASHER	4	
27	09308-06010	GROMMET	1	
28	51911-94990	WASHER, lower cover lower	4	
29	51912-94990	BUSHING, engine holder	8	
30	51913-94990	SPACER, engine holder	4	
31	09140-08003	NUT	4	
32	09160-08045	WASHER	4	T:1



EWB

FIG. 29 (E-9) : model VZ

FIG. 29

E - 8

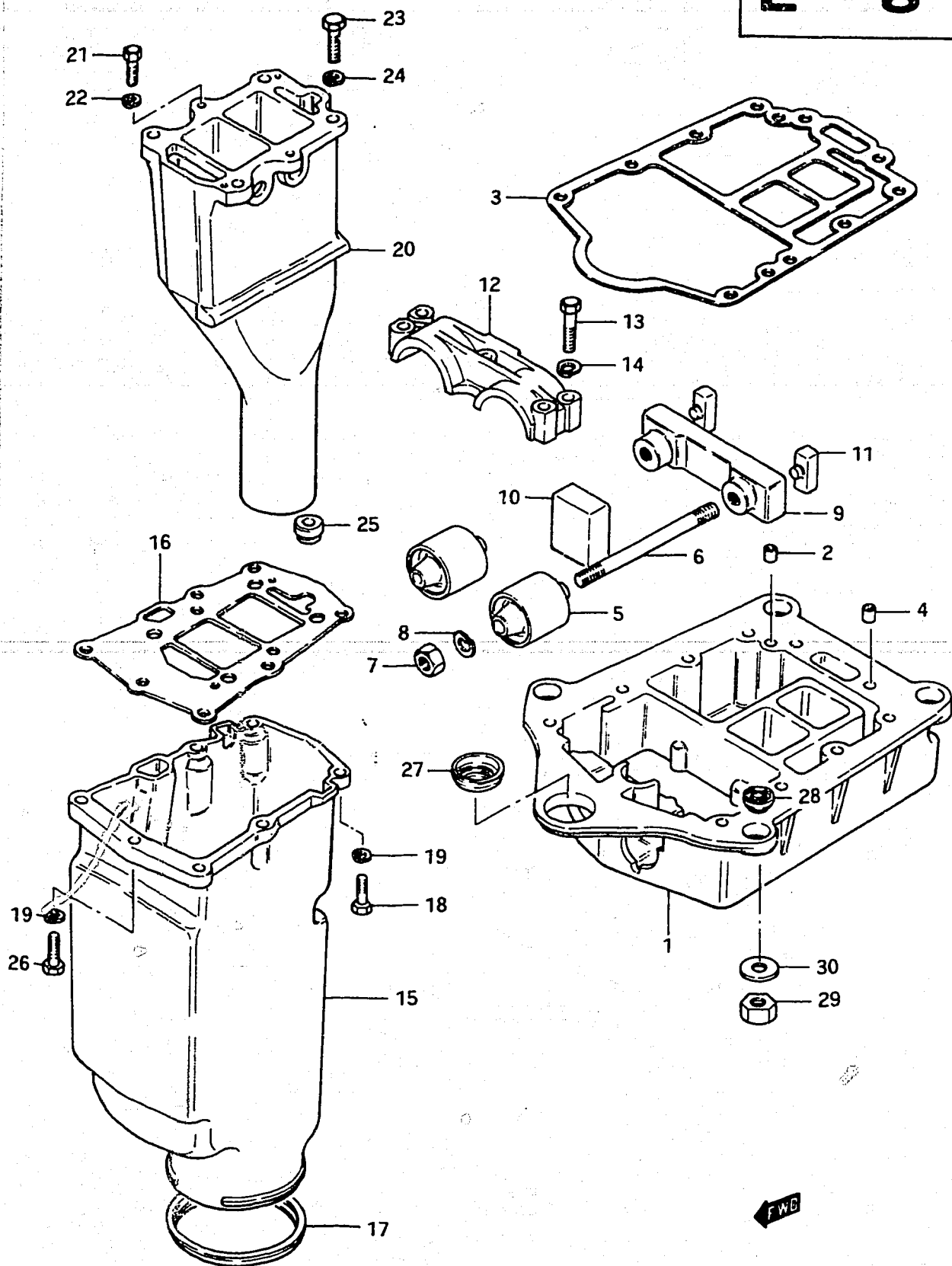


FIG. 29 (E- 8) ENGINE HOLDER (model VZ)

REF.NO.	PART NO.	DESCRIPTION	Q'TY		REMARKS
			VZ		
1-1	51111-94503-01T	HOLDER, engine	1		
1-2	51111-94503-02M	HOLDER, engine	1		VZ E13/E9
2	09206-11001	DOWEL PIN	2		L:12
3	51211-94501	GASKET, engine holder	1		
4	09206-13006	PIN	2		L:20
5	54130-94500	MOUNTING, upper	2		
6	09108-12001	STUD BOLT	2		
7	09140-12025	NUT	2		
8	09162-12002	LOCK WASHER	2		
9	54136-94503	STOPPER, upper mounting	1		
10	54141-94501	MOUNTING, upper front	1		
11	54142-94502	MOUNTING, upper rear	2		
12	51112-94502	COVER, upper mounting	1		
13	09100-08160	BOLT	5		8x45
14	09162-08003	LOCK WASHER	5		
15	52171-94503	HOUSING, exhaust	1		
16	52172-94503	GASKET, exhaust housing	1		
17	52173-94502	SEAL, exhaust housing	1		
18	09100-06089	BOLT	6		
19	09162-06001	LOCK WASHER	7		
20	14211-94505	TUBE, exhaust	1		
21	09100-06089	BOLT	2		
22	09162-06001	LOCK WASHER	2		
23	09100-08112	BOLT	4		8x30
24	09162-08003	LOCK WASHER	4		
25	09308-06010	GROMMET	1		
26	09100-06049	BOLT	1		
27	09284-08004	SEAL	1		
28	09319-08019	BUSHING	4		
29	09140-08003	NUT	4		
30	09160-08052	WASHER	4		

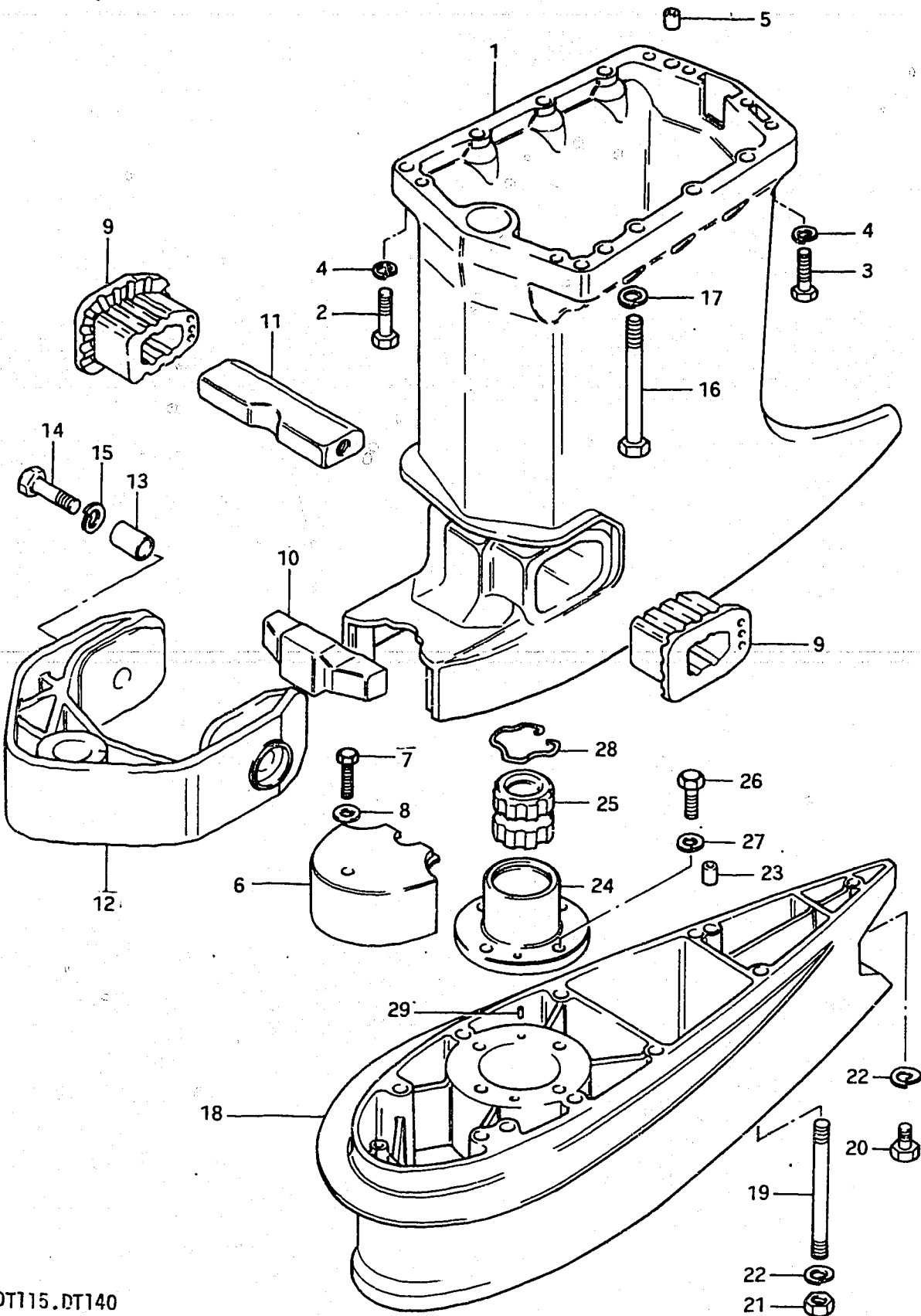
FIG. 28 (E-7) : model J

FIG. 30

E - 9

FIG. 30 (E- 9) DRIVESHAFT HOUSING

Q'TY



REF.NO.	PART NO.	DESCRIPTION	Q'TY		REMARKS
			ALL		
1-1	52111-94503-01T	HOUSING, drive shaft	1		model J, to 52111-94504-01T
1-2	52111-94505-01T	HOUSING, drive shaft	1		from 52111-94504-01T
1-3	52111-94506-01T	HOUSING, drive shaft	1		model VZ
1-4	52111-94506-02M	HOUSING, drive shaft	1		VZ E13/E9
2	09100-08101	BOLT	2		8x40
3	09100-08163	BOLT	4		8x35
4	09162-08003	LOCK WASHER	6		
5	09206-11001	PIN	2		L:12
6-1	52121-94501-01T	COVER, drive shaft housing	1		model J
6-2	52121-94502-01T	COVER, drive shaft housing	1		model VZ
6-3	52121-94502-02M	COVER, drive shaft housing	1		VZ E13/E9
7	09100-06022	BOLT	1		6x35
8	09160-06015	WASHER	1		6.5x13x1
9-1	54161-94501	MOUNTING, lower	2		model J
9-2	54161-94503	MOUNTING, lower	2		VZ E13
10-1	54165-94502	MOUNTING, lower thrust	1		model J
10-2	54165-94504	MOUNTING, lower thrust	1		VZ E13
11	54166-94501	STOPPER, lower mounting	1		
12-1	54210-94501-01T	BRACKET, lower mounting	1		
12-2	54210-94501-02M	BRACKET, lower mounting	1		VZ E9
13	09303-17001	BUSHING	2		model J
14	09104-14001	BOLT	2		14x55
15	09162-14003	LOCK WASHER	2		
16	09100-10159	BOLT	8		10x130
17-1	09162-10002	LOCK WASHER	8		
17-2	09162-10002	LOCK WASHER	1		UL
18	52131-94500	CASE, extension	1		UL
19	09108-10050	STUD BOLT	8		UL
20	09100-10157	BOLT	1		UL
21	09140-10015	NUT	8		UL
22	09162-10002	LOCK WASHER	9		UL
23	09206-11001	PIN	2		UL
24	52161-94500	HOUSING, bushing	1		UL
25	57130-94500	BUSHING, driveshaft	1		UL
26	09100-08168	BOLT	4		UL
27	09162-08003	LOCK WASHER	4		UL
28	09387-52001	RING	1		UL
29	04221-05109	PIN	2		UL

FIG.31

F - 2

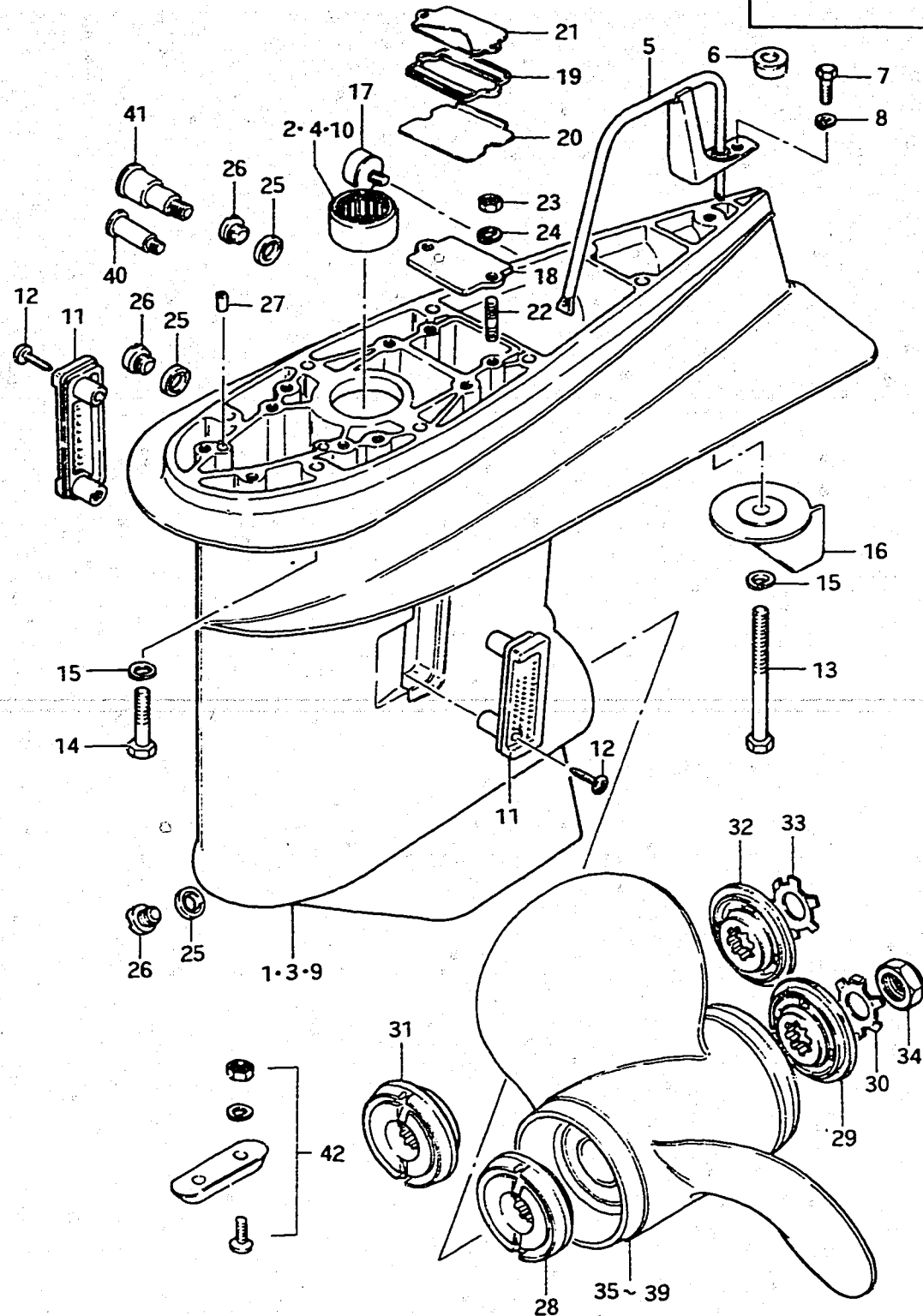


FIG.31 (F- 2) GEAR CASE

REF.NO.	PART NO.	DESCRIPTION	Q'TY		REMARKS
			ALL		
1	55100-94501-01T	CASE ASSY, gear	1		model J
2	09263-28014	.BEARING	1		model J
3	55100-94502-01T	CASE ASSY, gear	1		model J from 55100-94501-01T
4	09263-28014	.BEARING	1		model J
5	17510-94501	.TUBE, cooling	1		model J
6	17513-94500	.BUSHING	1		model J
7	09100-06058	.BOLT	2		model J
8	09162-06001	.LOCK WASHER	2		model J
9-1	55100-94503-01T	CASE ASSY, gear	1		model VZ
9-2	55100-94503-02M	CASE ASSY, gear	1		VZ E13/E9
10	09263-28014	.BEARING, pinion	1		VZ E13/E9, model VZ
11	17631-94501	FILTER, water	2		
12	03112-06309	TAPPING SCREW	2		
13	09100-10158	BOLT	1		10x100
14	09100-10157	BOLT	8		10x45
15	09162-10002	LOCK WASHER	9		
16-1	55125-94501-01T	TRIM TAB	1		
16-2	55125-94501-02M	TRIM TAB	1		VZ E13/E9
17-1	55321-93141	ZINC, protection	1		
17-2	55320-93141	ZINC, protection	1		from 55321-93141
18	55330-94502	PLATE, exhaust seal	1		model J/VZ to 55333-94500 with Ref.No.19 & 21.
19	55332-94503	.RUBBER, exhaust seal	1		model VZ
20	55333-94500	PLATE	1		DT115VZ 11501-201665~
21	55334-94500	COVER	1		DT140VZ 14001-201654~
22	09108-06022	STUD BOLT	2		
23	09140-06004	NUT	2		
24	09162-06001	LOCK WASHER	2		
25	09168-10022	GASKET	3		
26	09248-10004	PLUG, drain	3		
27	09206-11001	PIN (L:12)	2		

FWD

FIG.31

F - 3

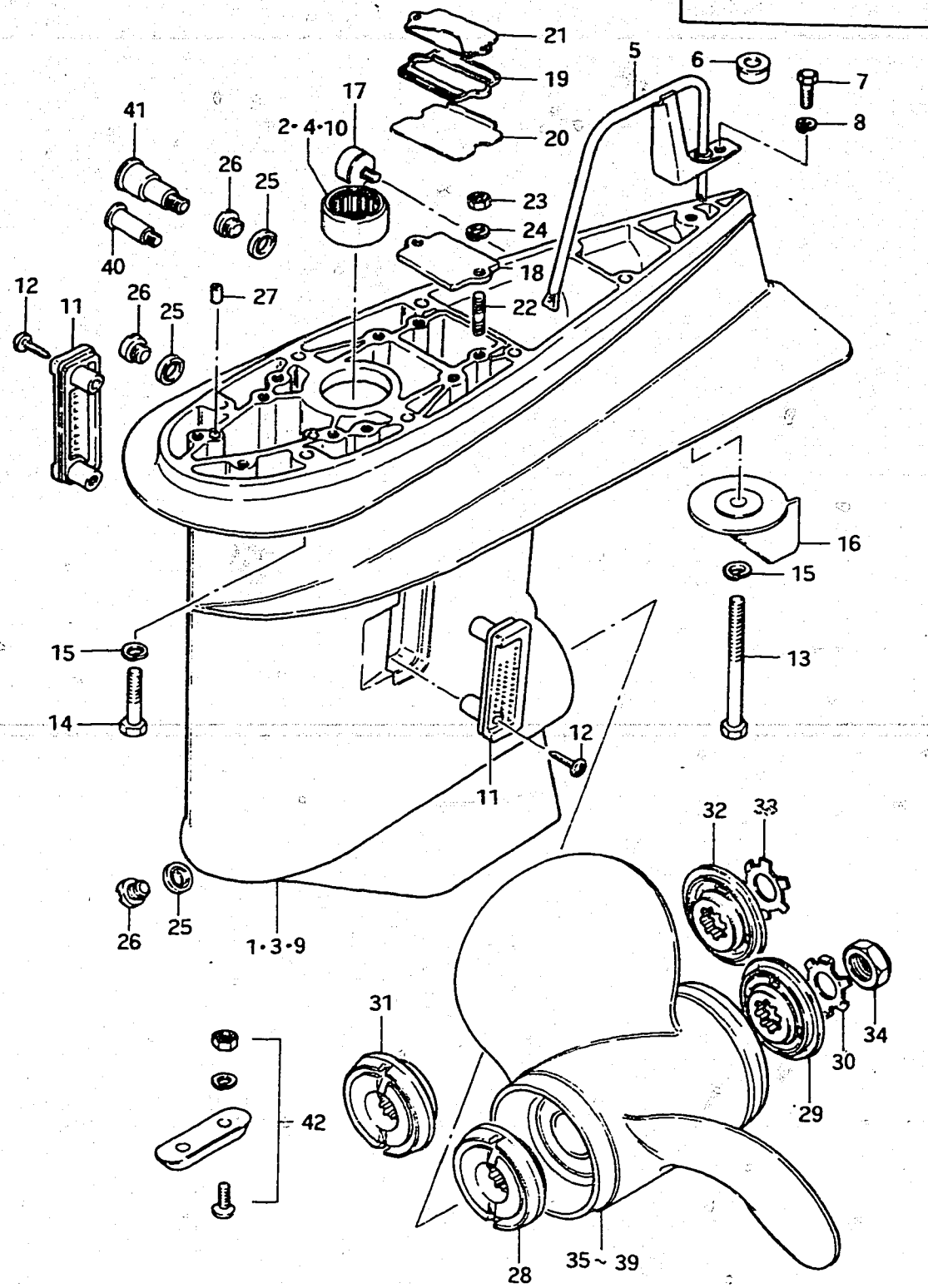


FIG.31 (F- 3) GEAR CASE

REF.NO.	PART NO.	DESCRIPTION	Q' TY		REMARKS
			ALL		
28	57635-95502	STOPPER	1		for U type
29	57633-95500	SPACER	1		for U type
30	57635-95300	WASHER	1		for U type
31	57635-94500	STOPPER	1		for V type
32	57633-94500	SPACER	1		for V type
33	57634-94500	WASHER	1		for V type
34	09159-18004	NUT	1		for U/V type
35-1	58100-95510-01T	PROPELLER (3x336.6x431.8) (3x13-1/4x17)	1		model J,U1700
35-2	58100-95511-01T	PROPELLER (3x336.6x431.8) (3x13 1/4x17)	1		model VZ,U1700
36-1	58100-95520-01T	PROPELLER (3x330.2x482.6) (3x13x19)	1		model J,U1900
36-2	58100-95521-01T	PROPELLER (3x330.2x482.6) (3x13x19)	1		model VZ,U1900
37-1	58100-94540-01T	PROPELLER (3x330.2x482.6) (3x13x19)	1		model J,V1900 to 58100-94541-01T
37-2	58100-94541-01T	PROPELLER (3x330.2x482.6) (3x13x19)	1		model VZ,V1900
37-3	58100-94542-01T	PROPELLER (3x330.2x482.6) (3x13x19)	1		model VZ,V1900 from 58100-94541-01T
37-4	58100-94560-15M	PROPELLER (3x330x471) (3x13x19)	1		model VZ, V1910,STAINLESS
38-1	58100-94550-01T	PROPELLER (3x330.2x533.4) (3x13x21)	1		model J,V2100 to 58100-94551-01T
38-2	58100-94551-01T	PROPELLER (3x330.2x533.4) (3x13x21)	1		model VZ,V2100
38-3	58100-94552-01T	PROPELLER (3x330.2x533.4) (3x13x21)	1		model VZ,V2100 from 58100-94551-01T
38-4	58100-94570-15M	PROPELLER (3x330x521) (3x13x21)	1		model VZ,V2110,STAINLESS
39	58100-94510-01T	PROPELLER (3x336.6x431.8) (3x13-1/4x17)	1		model VZ,V1700
40	55181-95200	ATTACHMENT, flash hose	1		
41	55182-95200	ATTACHMENT, flash hose	1		OPT
42	55300-95500	ZINC, protection	1		OPT

FWS

FIG. 32

F - 4

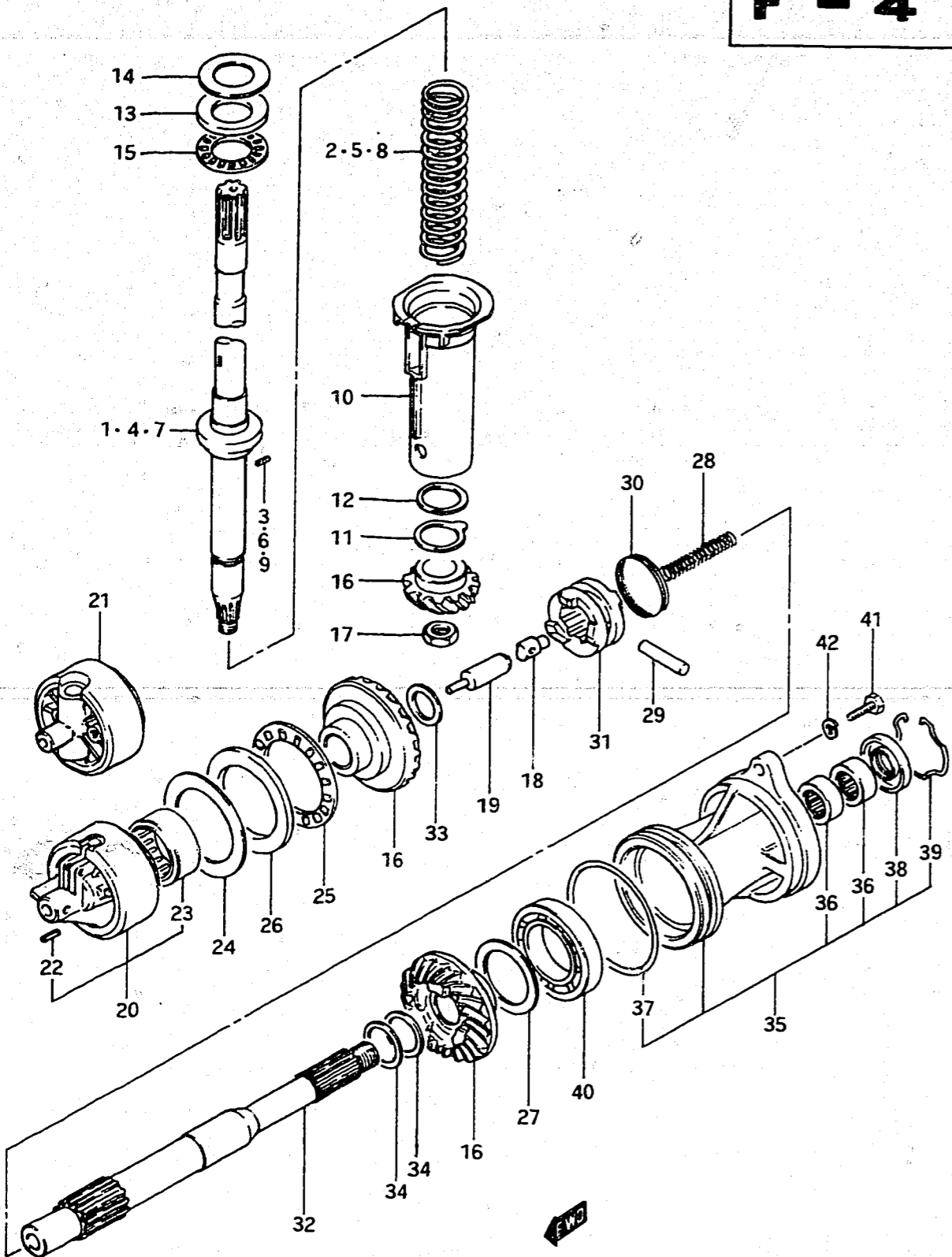


FIG. 32 (F- 4) TRANSMISSION

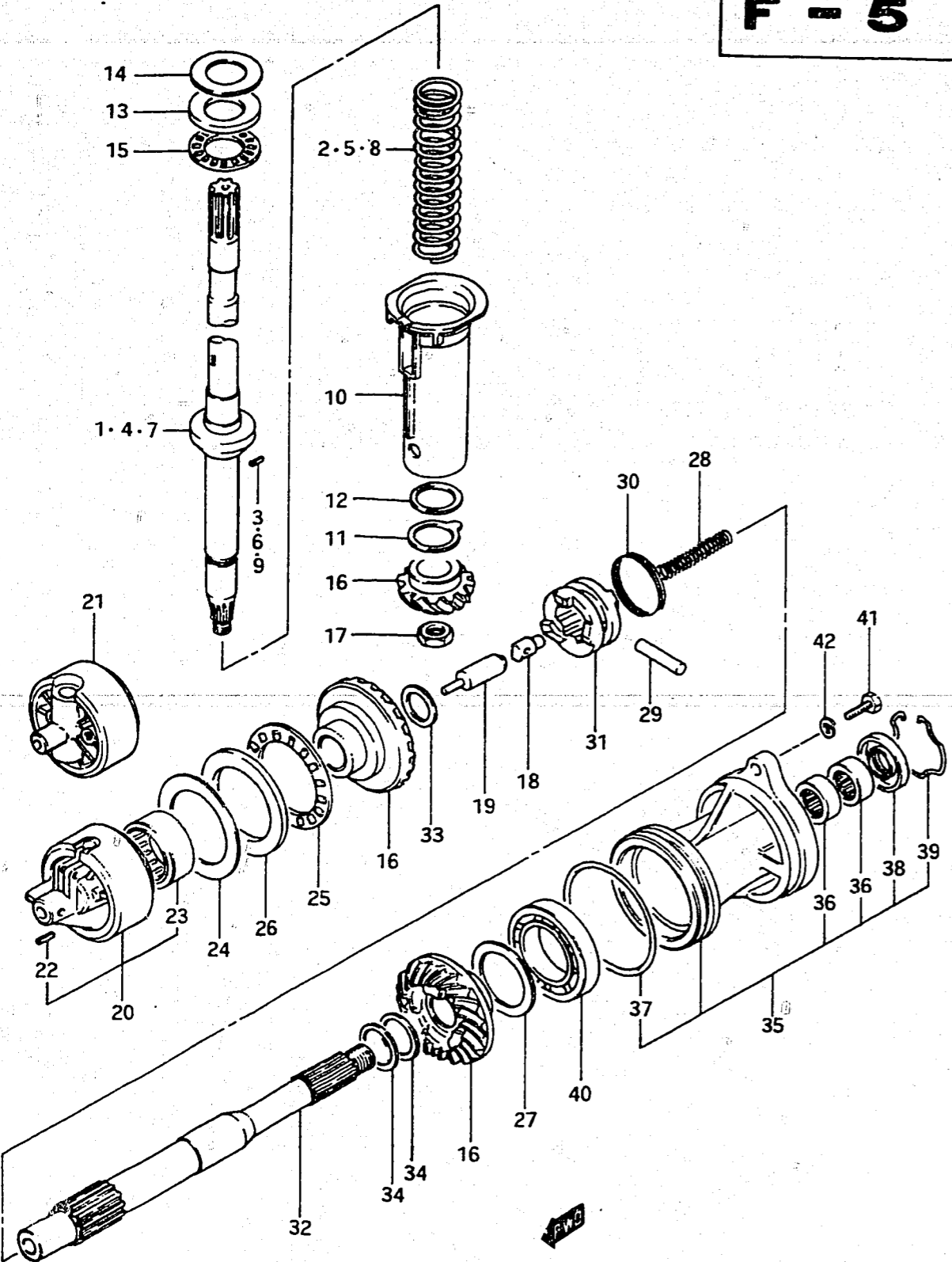
REF.NO.	PART NO.	DESCRIPTION	Q'TY		REMARKS
			ALL		
1	57110-94500	SHAFT, drive to 57110-94501 (with 09440-31001,57133-94501&09205-04008...2pcs.)	1		model J
2	09440-29002	SPRING	1		model J
3	09205-04008	PIN	2		model J
4	57110-94501	SHAFT, drive	1		model J
5	09440-31001	SPRING	1		model J
6	09205-04008	PIN	1		model J
7-1	57100-94500	SHAFT ASSY, drive	1		model VZ
7-2	57100-94510	SHAFT ASSY, drive	1		UL
8	09440-31001	.SPRING, drive shaft	1		model VZ
9	09205-04008	.PIN	1		model VZ
10-1	57133-94500	COLLER, drive shaft spring	1		model J,to 57133-94501
10-2	57133-94502	COLLER, drive shaft spring	1		model VZ
11	09166-30006	THRUST WASHER (T:2.5)	1		
12	09160-30022	THRUST WASHER (T:2.5)	1		
13	09160-32005	THRUST WASHER (T:4.25)	1		
14-1	09181-30011	SHIM (T:0.7)	1		
14-2	09181-30012	SHIM (T:0.8)	1		
14-3	09181-30013	SHIM (T:0.9)	1		
14-4	09181-30014	SHIM (T:1.0)	1		
14-5	09181-30015	SHIM (T:1.1)	1		
14-6	09181-30016	SHIM (T:1.2)	1		
14-7	09181-30017	SHIM (T:1.3)	1		
14-8	09181-30018	SHIM (T:0.6)	1		model VZ
15	09269-30008	BEARING	1		
16-1	57300-95891	PINION/GEAR SET	1		model J,to 57300-95892
16-2	57300-94810	PINION/GEAR SET	1		model VZ
17	09140-16015	NUT	1		
18	57632-95501	PIN, push	1		
19-1	57631-95502	ROD, push (L:62)	1		model J,STD
19-2	57631-94500	ROD, push (L:77)	1		model VZ,STD
19-3	57631-95512	ROD, push (L:61.5)	1		model J,OPT
19-4	57631-94510	ROD, push (L:76.5)	1		model VZ,OPT
19-5	57631-95522	ROD, push (L:62.5)	1		model J,OPT
19-6	57631-94520	ROD, push (L:77.5)	1		model VZ,OPT

FIG. 32

F - 5

41

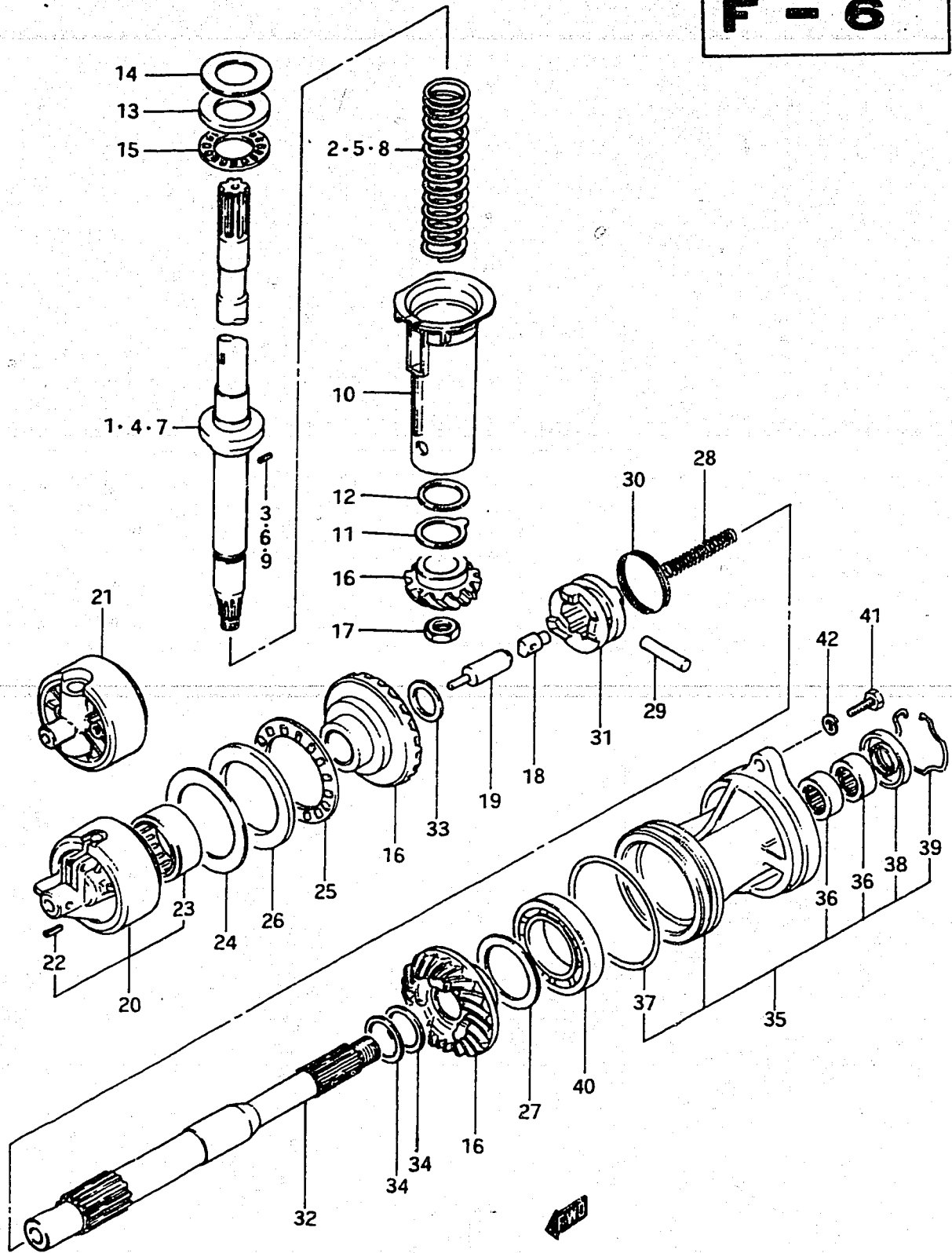
FIG. 32 (F- 5) TRANSMISSION



REF.NO.	PART NO.	DESCRIPTION	Q'TY		REMARKS
			ALL		
20	56140-94500	HOUSING, forward gear bearing	1		model J Incl.Ref.No.22&23
21	56140-94501	HOUSING, forward gear bearing	1		model VZ
22	09205-05011	.PIN (L:14)	1		
23	09263-50001	.BEARING	1		
24-1	09181-70001	SHIM (T:0.7)	0-1		
24-2	09181-70002	SHIM (T:0.8)	1		
24-3	09181-70003	SHIM (T:0.9)	1		
24-4	09181-70004	SHIM (T:1.0)	1		
24-5	09181-70005	SHIM (T:0.5)	0-1		
24-6	09181-70006	SHIM (T:0.6)	0-2		
25	09269-70001	BEARING	1		
26	09160-70002	THRUST WASHER (T:5.25)	1		
27-1	09181-45003	SHIM (T:1.0)	1		
27-2	09181-45004	SHIM (T:1.1)	1		
27-3	09181-45005	SHIM (T:1.2)	1		
27-4	09181-45006	SHIM (T:1.3)	1		
27-5	09181-45007	SHIM (T:1.4)	1		
27-6	09181-45008	SHIM (T:1.5)	1		
27-7	09181-45009	SHIM (T:1.6)	1		
28	09440-12024	SPRING	1		
29	09202-06020	PIN (L:48)	1		
30	09440-49001	SPRING	1		
31-1	57621-94500	SHIFTER, clutch dog	1		DT115J, to 57621-94990
31-2	57621-94990	SHIFTER, clutch dog	1		DT140J, DT115J
31-3	57621-94502	SHIFTER, clutch dog	1		model VZ
32-1	57610-94500	SHAFT, propeller	1		model J, to 57610-94501
32-2	57610-94501	SHAFT, propeller	1		
32-3	57610-94502	SHAFT, propeller	1		model VZ, to 57610-94503
32-4	57610-94503	SHAFT, propeller	1		

FIG. 32

F - 6



42

FIG. 32 (F- 6) TRANSMISSION.

REF.NO.	PART NO.	DESCRIPTION	Q'TY	REMARKS
33	09181-25030	THRUST WASHER (T:3.0)	1	
34-1	09160-28013	THRUST WASHER (T:1.0)	0-2	
34-2	09160-28014	THRUST WASHER (T:1.2)	0-2	
34-3	09160-28015	THRUST WASHER (T:1.4)	0-2	
34-4	09160-28016	THRUST WASHER (T:1.6)	0-2	
34-5	09160-28018	THRUST WASHER (T:1.3)	0-2	
35	56120-94501	HOUSING, propeller shaft	1	
36	09263-28013	.BEARING	2	
37	09280-97001	.O RING	1	
38	09289-28006	.OIL SEAL	1	
39	09387-52001	.RING	1	
40	08113-60090	.BEARING	1	
41	09100-08112	BOLT (8x30)	2	
42	09162-08003	LOCK WASHER	2	

FIG. 33

F - 7

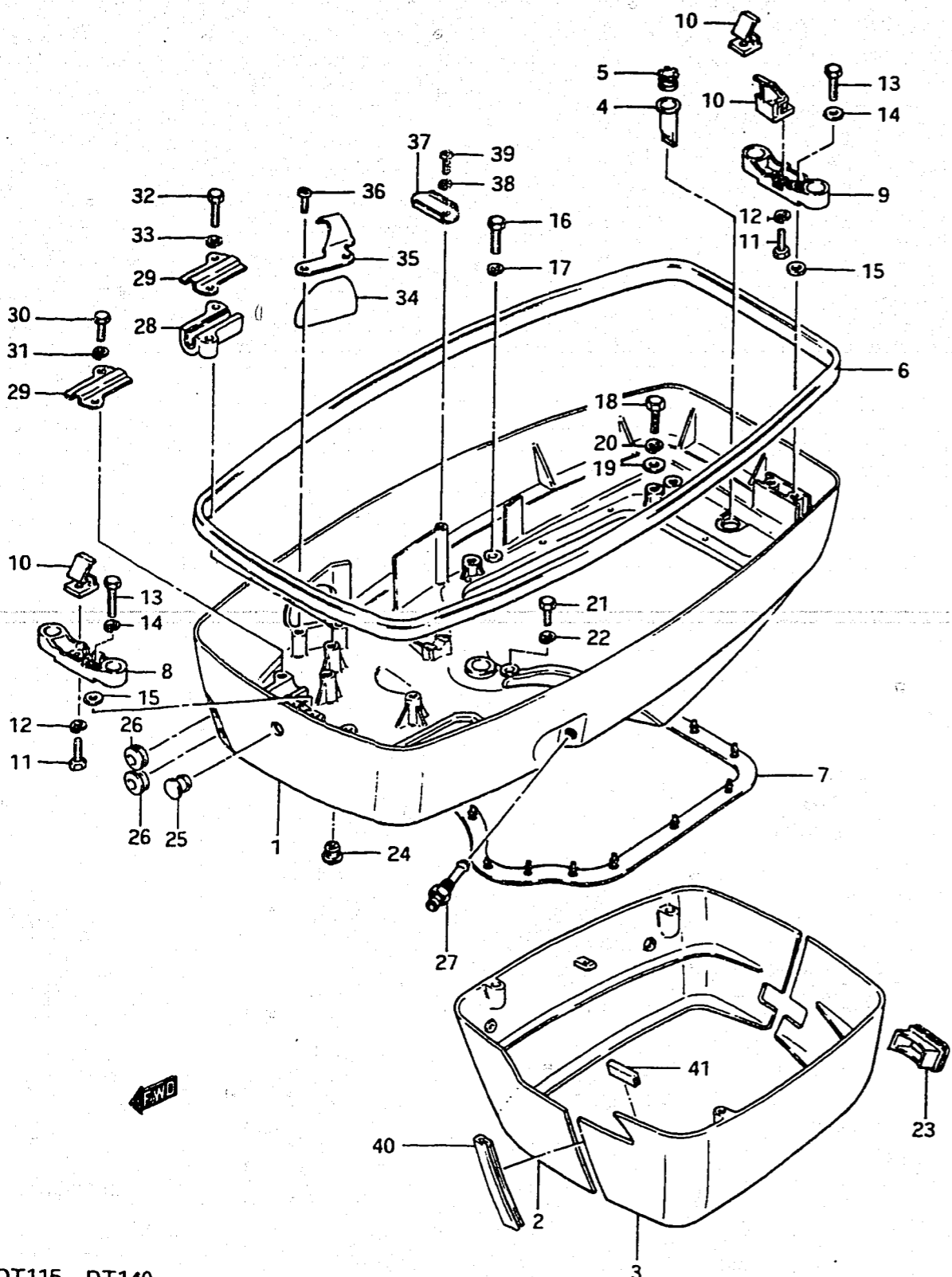


FIG. 33 (F- 7) LOWER COVER

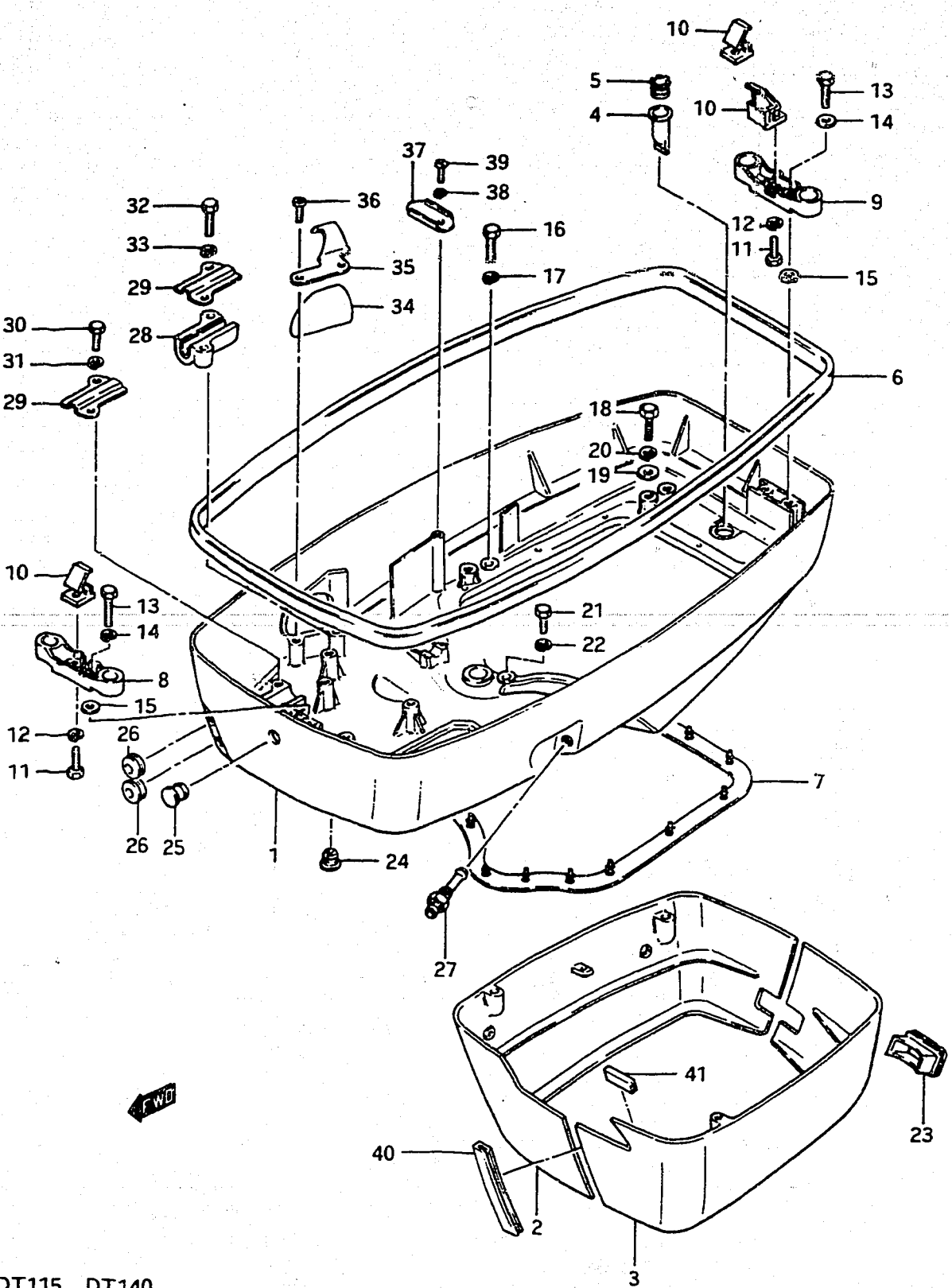
REF.NO.	PART NO.	DESCRIPTION	Q'TY		REMARKS
			ALL		
1-1	61111-94504-01T	COVER, lower	1		model J, to 61111-94990-01T
1-2	61111-94990-01T	COVER, lower	1		to 61110-94506 with 21311-94502
1-3	61110-94506-01T	COVER, lower	1		model VZ
1-4	61110-94506-02M	COVER, lower	1		VZE13/E9
2-1	61131-94502-01T	COVER, engine holder RH	1		
2-2	61131-94502-02M	COVER, engine holder RH	1		VZ E13/E9
3-1	61141-94502-01T	COVER, engine holder LH	1		model J
3-2	61141-94503-01T	COVER, engine holder LH	1		model VZ
3-3	61141-94503-02M	COVER, engine holder LH	1		VZ E13/E9
4	13873-20300	TUBE, drain	1		
5	13979-37400	RETAINER, drain tube	1		
6	61112-94500	SEAL, lower cover upper	1		
7-1	61113-94502	SEAL, lower cover lower	1		model J
7-2	61113-94503	SEAL, lower cover lower	1		model VZ
8	61115-94501	HOLDER, front	1		
9	61116-94500	HOLDER, locating bracket rear	1		
10	61631-94500	HOOK, locating holder	2		
11	09100-06058	BOLT	2		
12	09162-06001	LOCK WASHER	2		
13	09100-06083	BOLT	4		
14	09160-06015	WASHER	4		
15	09160-06015	WASHER	0-12		
16	09100-06083	BOLT	4		6x30
17	09162-06001	LOCK WASHER	4		
18	09100-08178	BOLT	4		8x50
19-1	09160-08015	WASHER (8.5x16x1.2)	4		model J
19-2	09160-08015	WASHER (8.5x16x1.2)	6		model VZ
19-3	09160-08005	WASHER (8.5x16x0.5)	2		model VZ
20	09162-08003	LOCK WASHER	4		
21	09100-06047	BOLT	1		6x25
22	09162-06001	LOCK WASHER	1		model J

FIG. 33

F - 8

44

FIG. 33 (F- 8) LOWER COVER



REF.NO.	PART NO.	DESCRIPTION	Q'TY	REMARKS
23	61142-94502	GROMMET	1	
24	09250-09001	CAP, steering joint	1	
25	09250-10012	CAP, carburetor adjust	1	
26	09308-08013	GROMMET, remocon cable	2	
27-1	65720-95510	PLUG, fuel connector	1	to 65720-95511
27-2	65720-95511	PLUG, fuel connector	1	
28	67271-94500	HOLDER, remocon cable	1	
29	67276-94501	PLATE, remocon cable holder	2	
30	09100-06019	BOLT, remocon cable holder	2	6x16
31	09162-06001	LOCK WASHER	2	
32	09100-06022	BOLT	2	6x35
33	09162-06001	LOCK WASHER	2	
34	36656-94502	GROMMET, cable	1	
35	36659-94503	CLAMP, grommet	1	
36	09125-06021	SCREW	2	
37	33815-94500	PROTECTOR	1	
38	08321-21068	LOCK WASHER	1	
39	02112-06128	SCREW	1	
40	61135-94500	CUSHION	1	model VZ
41	61136-94500	CUSHION	2	

FIG. 34

F - 9

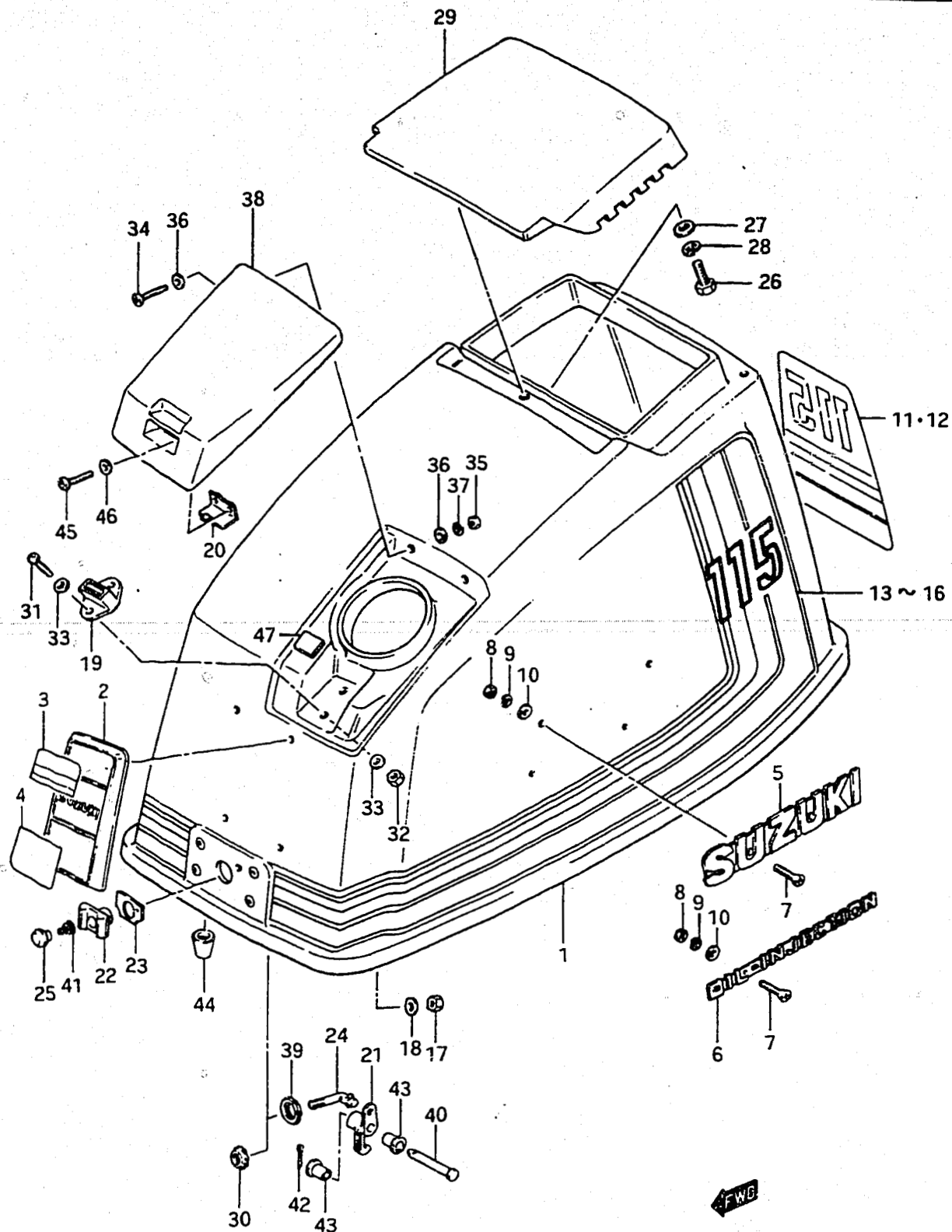


FIG. 34 (F- 9) ENGINE COVER (model J)

REF.NO.	PART NO.	DESCRIPTION	Q'TY	REMARKS
1	61400-94830-01T	COVER SET, engine	1	to 61400-94831-01T
2	61420-95510	.EMBLEM front	1	
3	61422-95500	.MARK upper	1	
4	61423-95500	.MARK lower	1	
5	61441-94501	.EMBLEM, side	2	
6-1	61442-95501	.MARK, oil injection	2	
6-2	61442-95502	.MARK, oil injection	2	from 61442-95501
7	09126-04002	.SCREW	8	
8	08310-11048	.NUT	8	
9	08321-21048	.LOCK WASHER	8	
10	08322-21048	.WASHER	8	
11	61435-94510	EMBLEM, cover rear	1	DT140
12	61435-94500	EMBLEM, cover rear	1	DT115
13	61443-94510	TAPE, cover stripe RH	1	DT140
14	61443-94500	TAPE, cover stripe RH	1	DT115
15	61453-94510	TAPE, cover stripe LH	1	DT140
16	61453-94500	TAPE, cover stripe LH	1	DT115
17	09140-05001	NUT, front emblem	4	
18	09160-05024	WASHER	4	
19	61540-94500	MAGNET, oil filler lid catch	1	
20-1	61551-94501	RETAINER	1	to 61551-94502
20-2	61551-94502	RETAINER	1	
21	61641-95500	HOOK, release	2	
22-1	61651-95500	HOLDER, spring	2	to 61651-95501 with 61654-95500
22-2	61651-95501	HOLDER, spring	2	
23	61652-95500	PACKING, hook spring holder	2	
24	61653-95501	SHAFT, release	2	
25	61660-95500	KNOB, release	2	
26	09100-06019	BOLT, tilt up handle	4	
27	09160-06036	WASHER	4	
28	09162-06001	LOCK WASHER	4	
29	61430-94500-01T	HANDLE, tilt up	1	to 61430-94501-01T
30	61654-95500	NUT, spring holder	1	

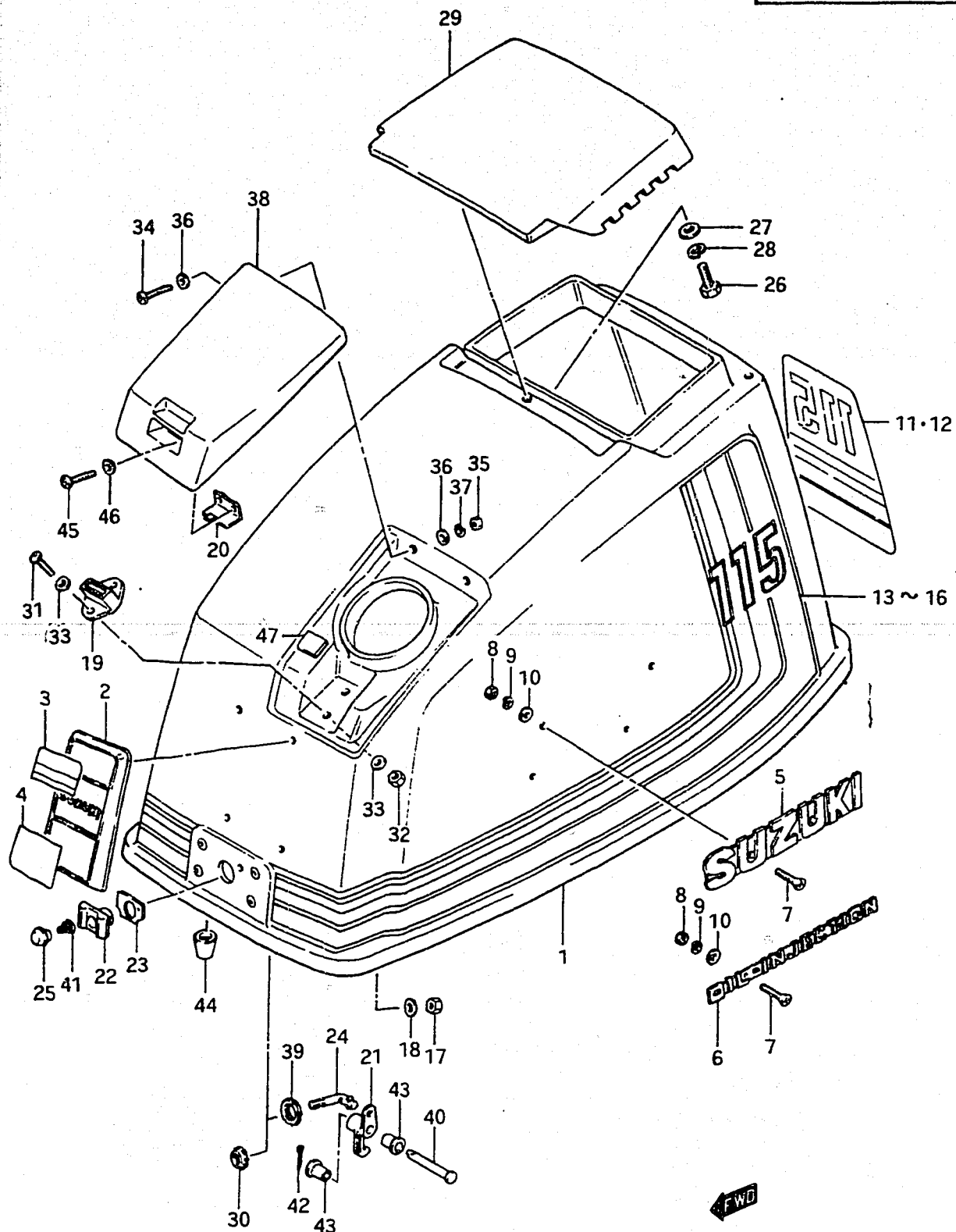
FIG. 35 (F-11,12) : model VZ

FIG. 34

F - 10

46

FIG. 34 (F-10) ENGINE COVER (model J)



REF.NO.	PART NO.	DESCRIPTION	Q'TY	REMARKS
31	09125-05029	SCREW	2	
32	09140-05001	NUT	2	
33	09160-05010	WASHER (5.5x10x0.8)	4	
34	09125-06021	SCREW	2	
35	09140-06004	NUT	2	
36	09160-06055	WASHER (7x12x1)	4	
37	08321-21068	LOCK WASHER	2	
38	61480-94500-01T	LID, oil tank filler	1	
39	09152-20001	NUT	2	
40	09200-06032	PIN	2	
41	09441-12001	SPRING	2	
42	09204-01001	PIN	2	
43	09301-06005	BUSHING	4	
44	09329-08002	CUSHION	4	
45	02112-04088	SCREW	2	
46	08322-21048	WASHER	2	
47	66511-78000	PAD, oil tank filler lid	1	L:40-25

FIG. 35 (F-11,12) : model VZ

FIG. 35

F - 11

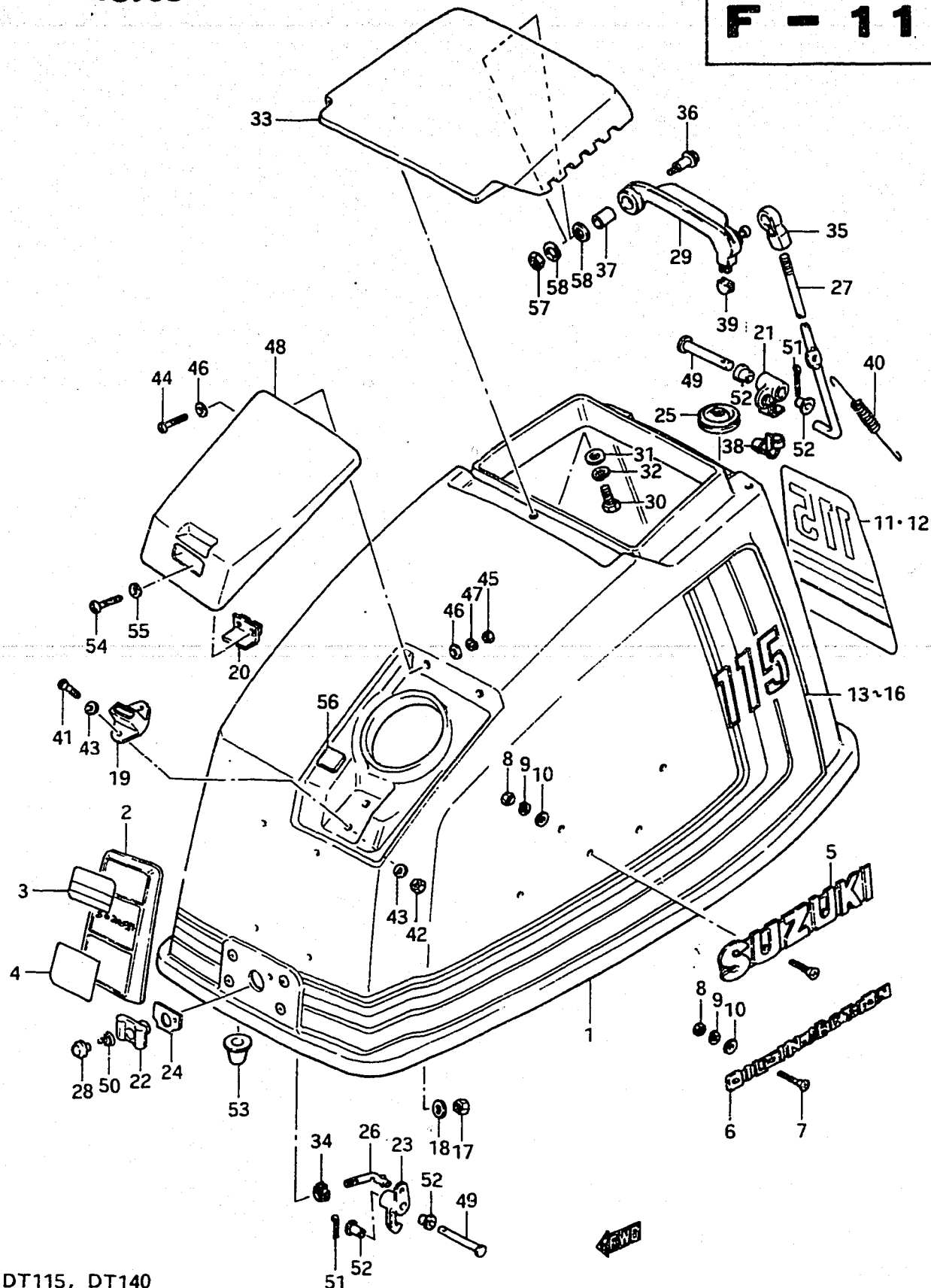


FIG.35 (F-11) ENGINE COVER (model VZ)

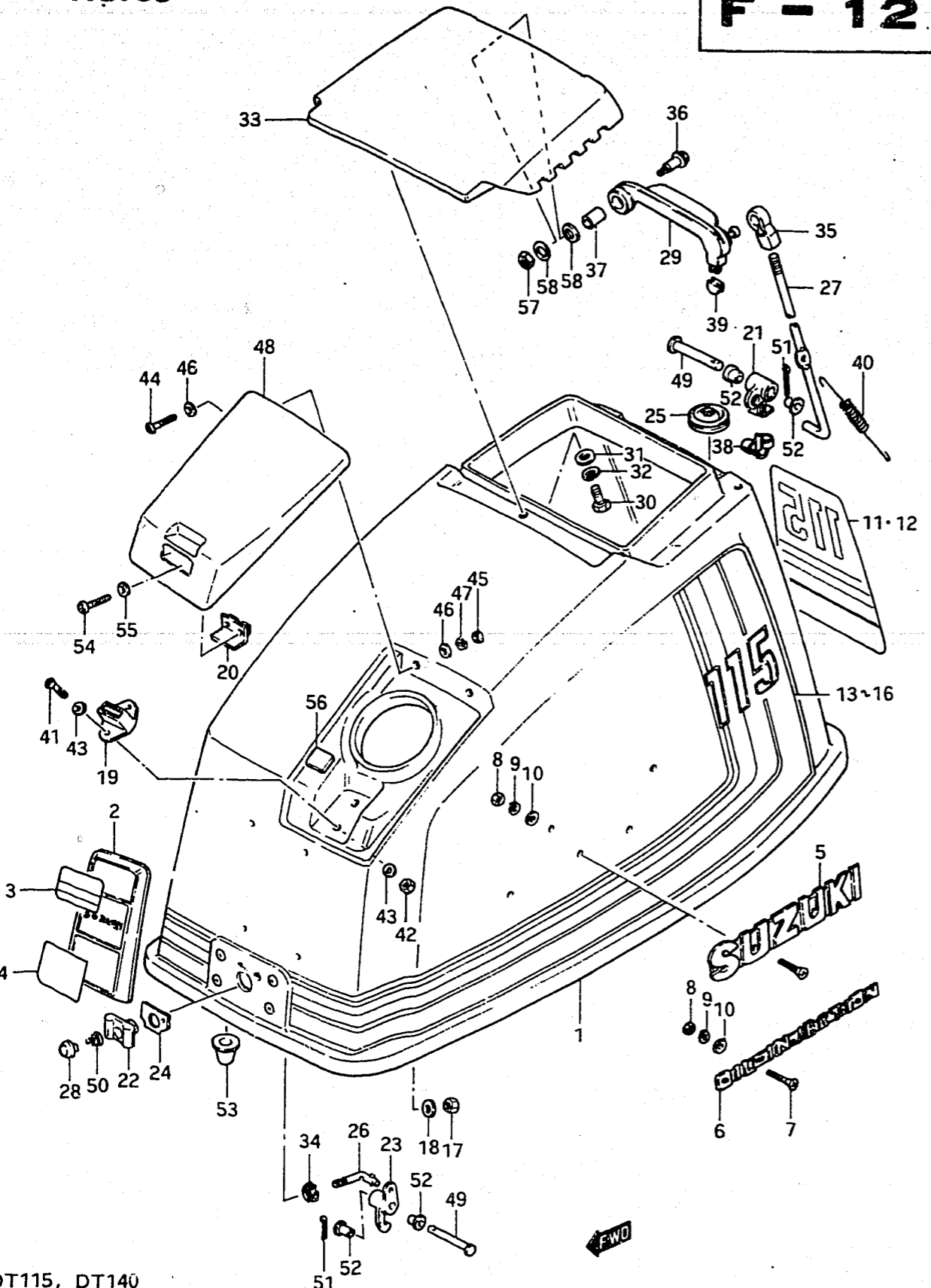
REF.NO.	PART NO.	DESCRIPTION	Q'TY	VZ	REMARKS
1-1	61400-94834-01T	COVER SET, engine	1		
1-2	61400-94834-02M	COVER SET, engine	1		VZ E13/E9
2	61420-95510	.EMBLEM, front	1		
3	61422-95500	.MARK, upper	1		
4	61423-95500	.MARK, lower	1		
5	61441-94502	.EMBLEM, side	2		
6	61442-95502	.MARK, oil injection	2		
7	09126-04002	.SCREW	10		
8	08310-11048	.NUT	10		
9	08321-21048	.LOCK WASHER	10		
10	08322-21048	.WASHER	10		
11	61435-94510	EMBLEM, rear	1		DT140VZ
12	61435-94500	EMBLEM, rear	1		DT115VZ
13	61443-94510	TAPE, stripe RH	1		DT140VZ
14	61443-94500	TAPE, stripe RH	1		DT115VZ
15	61453-94510	TAPE, stripe LH	1		DT140VZ
16	61453-94500	TAPE, stripe LH	1		DT115VZ
17	09140-05001	NUT	4		
18	09160-05024	WASHER	4		
19	61540-94500	MAGNET, oil filler lid catch	1		
20	61551-94502	RETAINER, magneto catch	1		
21	61641-94501	HOOK, cover release	1		
22	61651-95501	HOLDER, hook spring	1		
23	61641-95500	HOOK, release	1		
24	61652-95500	PACKING, hook spring holder	1		
25	61652-94501	GROMMET, latch release rod	1		
26	61653-95501	SHAFT, release hook	1		
27	61653-94501	ROD, latch release	1		
28	61660-95500	KNOB, hook	1		
29	61661-94500	LEVER, lower cover latch	1		

FIG.34 (F-9,10) : model J

FIG. 35

F - 12

FIG. 35 (F-12) ENGINE COVER (model VZ)



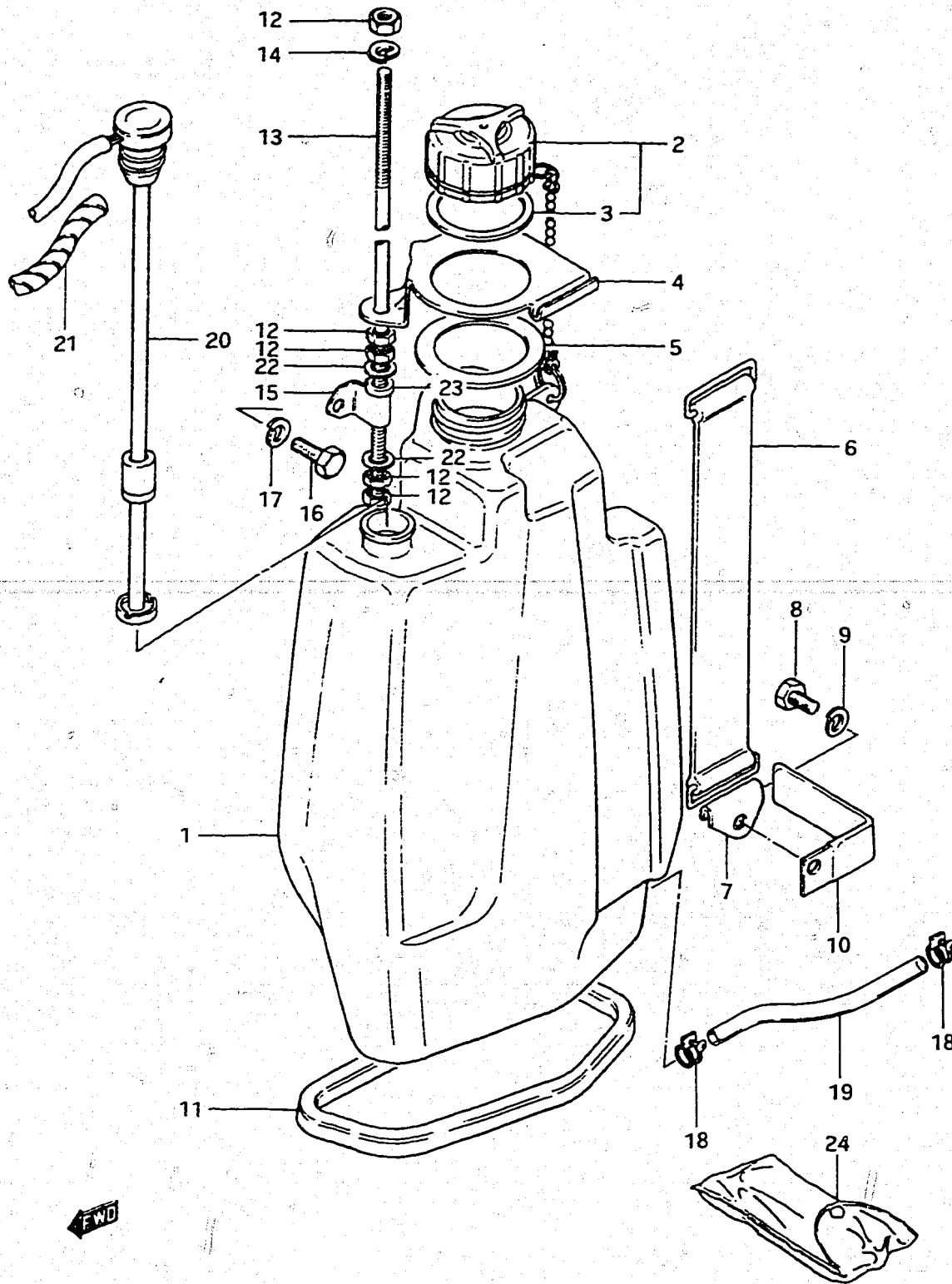
REF.NO.	PART NO.	DESCRIPTION	Q'TY	REMARKS
30	09100-06019	BOLT, tilt handle	4	for Ref.No.33-1&33-3
31	09160-06036	WASHER	4	for Ref.No.33-1&33-3
32	09162-06001	LOCK WASHER	4	for Ref.No.33-1&33-3
33-1	61430-94501-01T	HANDLE, tilt up to 61431-94500-01T (with 03242-06169:4pcs. & 08322-21068:2pcs.)	1	
33-2	61431-94500-01T	HANDLE, tilt up	1	
33-3	61430-94501-02M	HANDLE, tilt up to 61431-94500-02M (with 03242-06169:4pcs. & 08322-21068:2pcs.)	1	VZ E13
33-4	61431-94500-02M	HANDLE, tilt up	1	VZ E9/E13
34	61654-95500	NUT	1	
35	19131-95501	CONNECTOR, latch release rod	1	
36	09103-06046	BOLT	1	
37	09180-06097	SPACER	1	
38	09209-05017	PIN, linkage	1	
39	09259-04001	STOPPER	1	
40	09443-06040	SPRING	1	
41	09125-05029	SCREW	2	
42	09140-05001	NUT	2	
43	09160-05010	WASHER (5.5x10x0.8)	4	
44	09125-06021	SCREW	2	
45	09140-06004	NUT	2	
46	09160-06055	WASHER (7x12x1)	4	
47	08321-21068	LOCK WASHER	2	
48-1	61480-94501-01T	LID, oil tank filler	1	
48-2	61480-94501-02M	LID, oil tank filler	1	VZ E13/E9
49	09200-06032	PIN	2	
50	09441-12001	SPRING	2	
51	09204-01001	PIN	2	
52	09301-06005	BUSHING	4	
53	09329-08092	CUSHION	4	
54	02112-04088	SCREW	2	
55	08322-21048	WASHER	2	
56	66511-78000	PAD, oil tank filler lid	1	L:40-25
57	09140-06018	NUT	1	
58	09160-06062	WASHER	2	

FIG. 34 (F-9,10) : model J

FIG. 36

G - 2

FIG. 36 (G- 2) OIL TANK (model J)



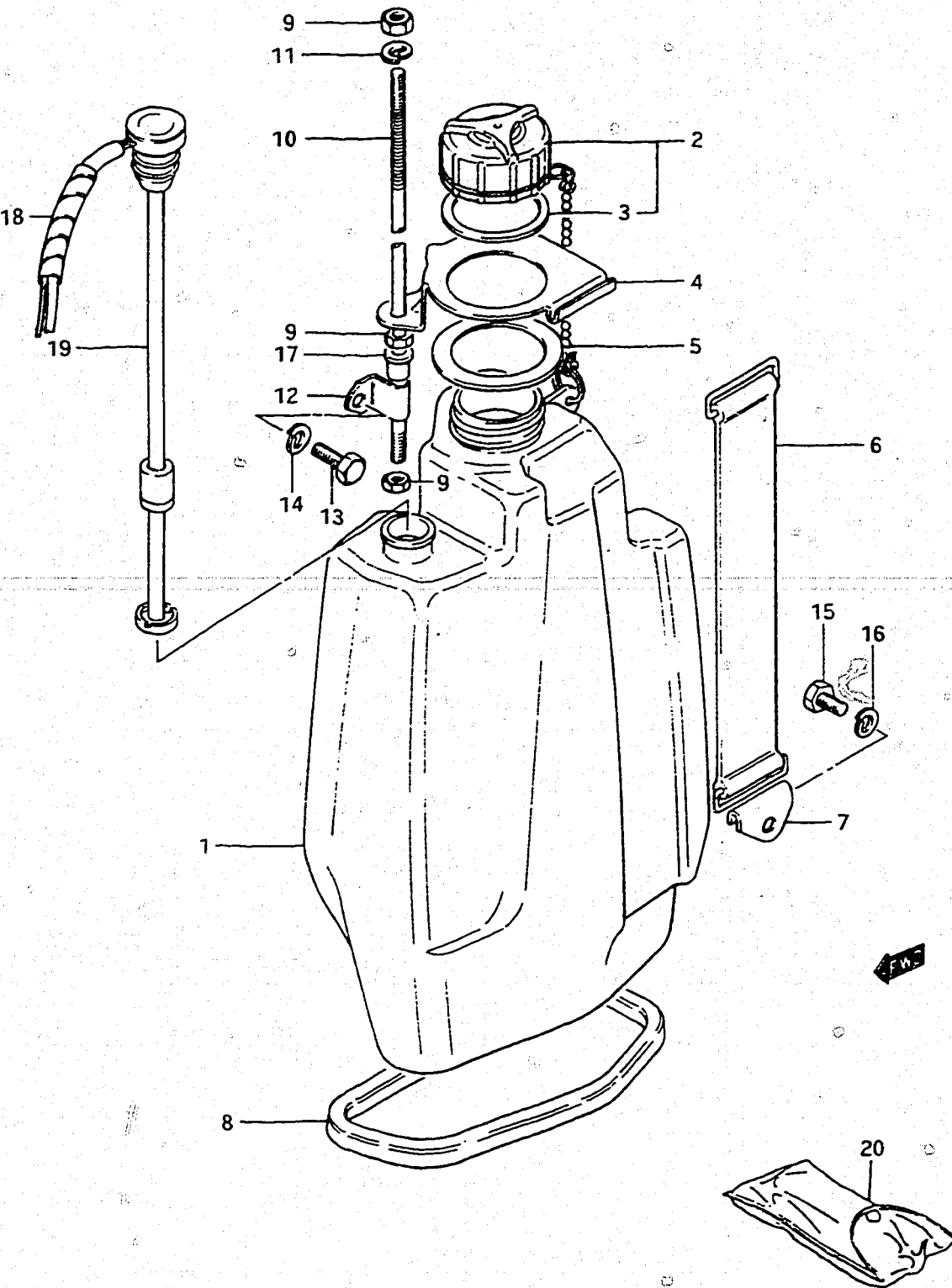
REF.NO.	PART NO.	DESCRIPTION	Q'TY	REMARKS
1	69111-94501	TANK, oil	1	
2	69200-94501	CAP ASSY, oil tank filler	1	
3	69241-94500	.GASKET	1	
4	69311-94500	SUPPORT, oil tank	1	
5	09320-43001	CUSHION, upper	1	
6	09462-00074	BAND	1	
7	69321-94500	CLAMP, oil tank band	1	
8	01107-06168	BOLT	1	
9	08321-21068	LOCK WASHER	1	
10	69341-94500	STOPPER, OIL TANK	1	
11	09329-02003	CUSHION, lower	1	
12	09140-06004	NUT	5	
13	69331-94501	ROD, oil tank support	1	
14	09162-06001	LOCK WASHER	1	
15	69322-94501	CLAMP, oil tank support rod	1	
16	01107-06168	BOLT	1	
17	08321-21068	LOCK WASHER	1	
18	09400-10302	CLAMP	2	
19	09344-05014	HOSE, inlet	1	950-330
20	34860-94501	SWITCH, oil level	1	
21	38423-95501	TUBE (L:150-50)	1	
22	09160-06015	WASHER	2	
23	69323-94500	CUSHION, tank support rod	1	
24	09800-81800	TOOL	1	

FIG. 37 (G-3) : model VZ



FIG. 37

G - 3



50

FIG. 37 (G- 3) OIL TANK (model VZ)

REF.NO.	PART NO.	DESCRIPTION	Q'TY		REMARKS
			VZ		
1-1	69111-94502	TANK, oil	1		
1-2	69110-94500	TANK, oil	1		from 69111-94502
2	69200-94502	CAP ASSY, oil tank filler	1		
3	69241-94500	.GASKET	1		
4	69311-94500	SUPPORT, oil tank	1		
5	09320-43001	CUSHION, upper	1		
6	09462-00074	BAND	1		
7	69321-94500	CLAMP, oil tank band	1		
8	09329-02003	CUSHION, lower	1		
9	09140-06004	NUT	3		
10	69331-94501	ROD, oil tank support rod	1		
11	09162-06001	LOCK WASHER	1		
12	69322-94501	CLAMP, oil tank support rod	1		
13	01107-06168	BOLT	1		
14	08321-21068	LOCK WASHER	1		
15	01907-06128	BOLT	1		to 01107-06128
16	08321-21068	LOCK WASHER	1		
17	69323-94500	CUSHION, tank support rod	1		
18	38423-95501	TUBE, oil level switch	1		L:150-100
19	34860-94501	SWITCH, oil level	1		
20	09800-81800	TOOL	1		

FIG. 36 (G-2) : model J

FIG. 38

G - 4

51

FIG. 38 (G- 4) FUEL HOSE

REF.NO.	PART NO.	DESCRIPTION	Q'TY		REMARKS
			ALL		
1	65700-95513	HOSE, fuel (L:2550)	1		
2	65750-95500	.SOCKET	2		
3-1	09401-13402	.CLIP	4		model J
3-2	65781-98500	.CLIP	4		model VZ
4	65770-95501	.PUMP, squeeze	1		

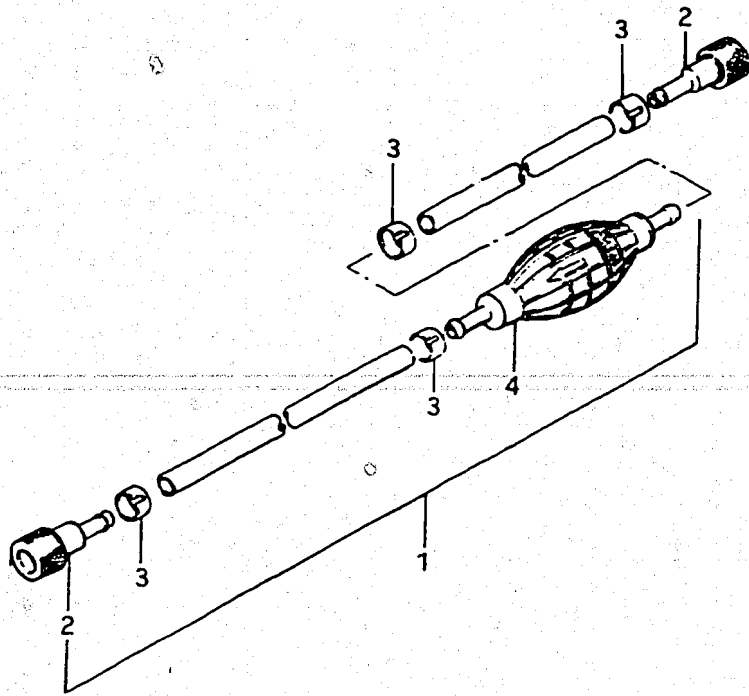
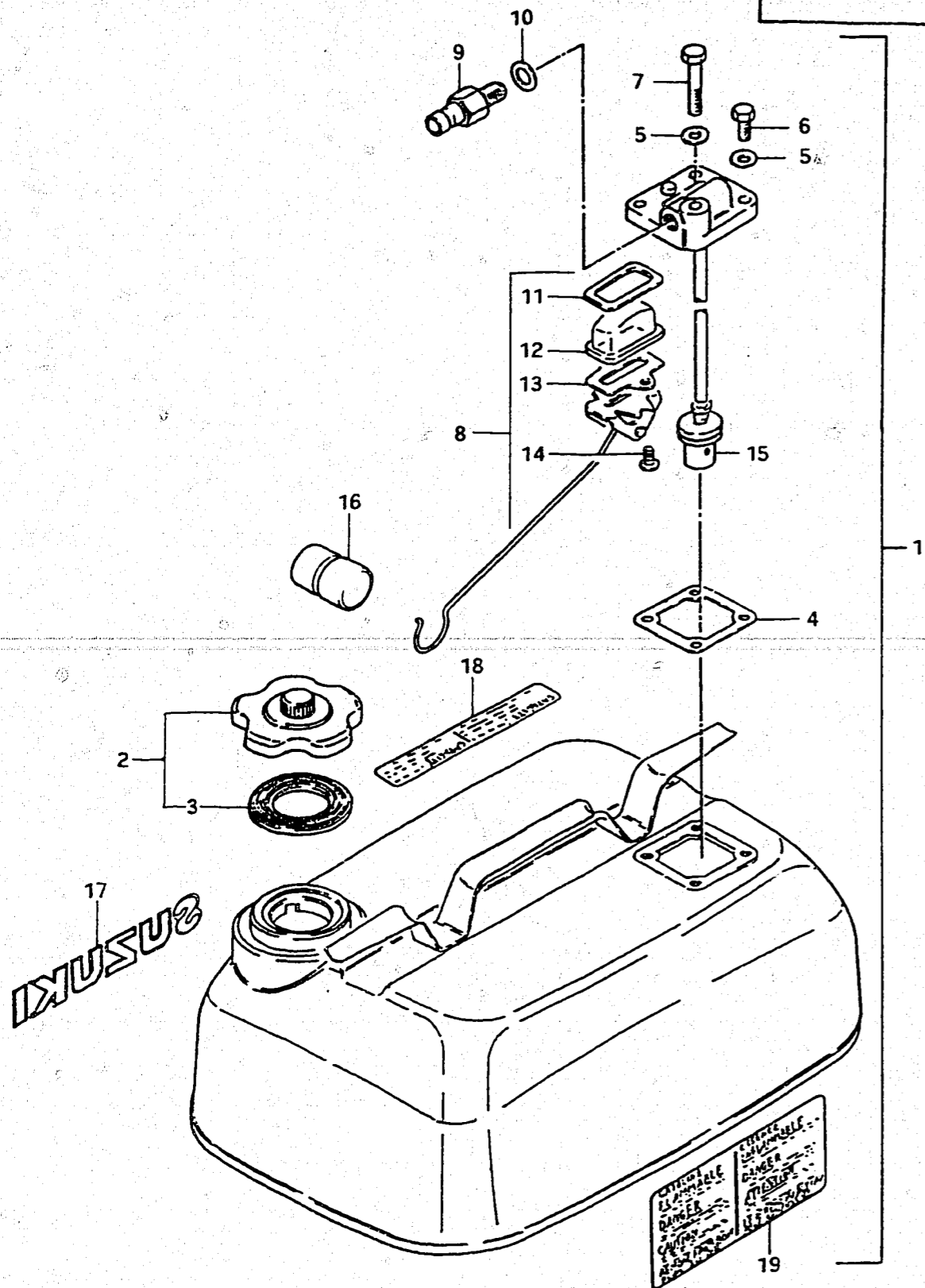


FIG. 39

G - 5

52

FIG. 39 (G- 5) FUEL TANK



REF.NO.	PART NO.	DESCRIPTION	Q'TY		REMARKS
			ALL		
1-1	65800-95816	TANK SET, fuel (23L)	1		5 IMP.GAL./6 U.S. GAL to 65800-95818
1-2	65800-95818	TANK SET, fuel (23L)	1		5 IMP.GAL./6 U.S. GAL
2-1	65510-98505	.CAP, fuel	1		
2-2	65510-98506	.CAP, fuel	1		from 65510-98505
3	65561-98502	..GASKET	1		
4	65871-93001	.GASKET, fuel gauge	1		
5	08322-21068	.WASHER	4		
6	01107-06168	.BOLT	3		
7	01107-06408	.BOLT	1		
8	65850-95503	GAUGE ASSY, fuel	1		
9	65740-95500	.PLUG, connector	1		M12,OD:13
10	09168-12001	.GASKET	1		
11	65854-93001	.GASKET, strainer	1		
12	65853-93001	.STRAINER	1		
13	65862-93000	.GASKET	1		
14	02112-04108	.SCREW	2		
15	65830-95500	.FILTER	1		
16	65864-95200	.FLOAT	1		
17	61441-98500	MARK, ornament	1		
18	65317-95200	MARK, fuel capacity	1		
19	65316-93303	MARK, fuel caution	1		

FIG. 40

G - 6

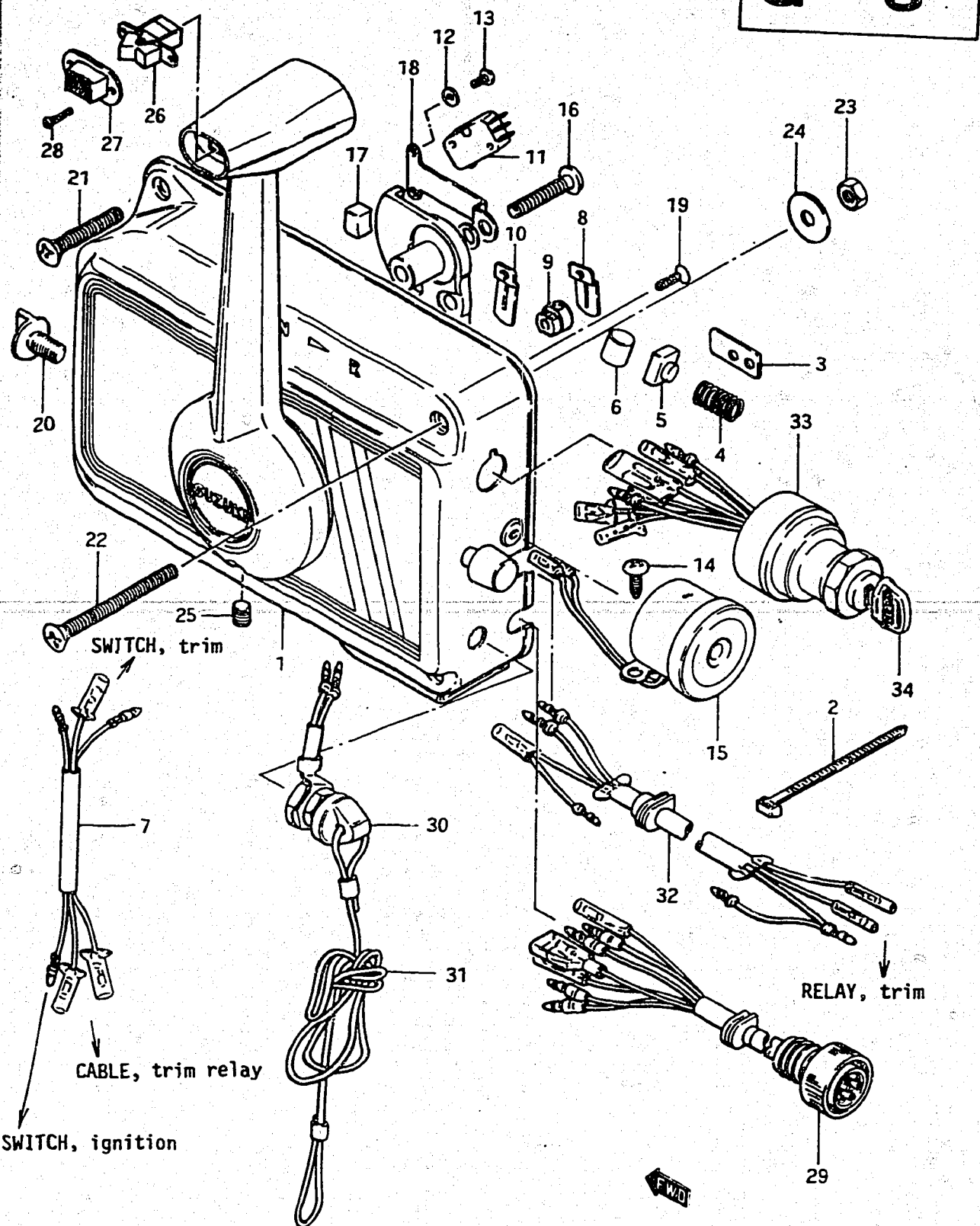
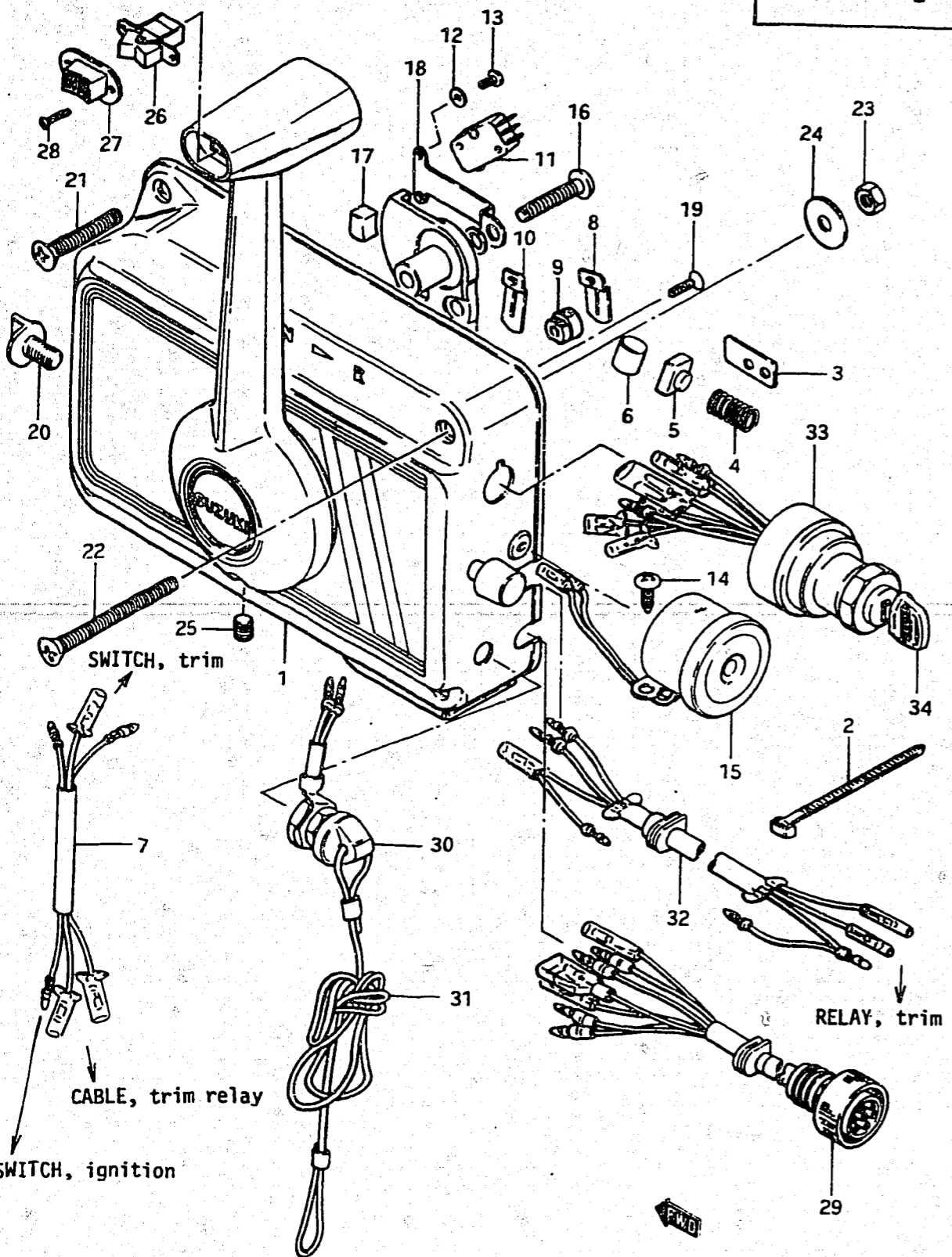


FIG. 40 (G-6) REMOTE CONTROL

REF. NO.	PART NO.	DESCRIPTION	Q'TY		REMARKS
			ALL		
1	67200-94500-01T	REMOTE CONTROL BOX ASSY	1		
2	36632-95501	.CLAMP	3		
3	67271-95500	.PLATE	2		
4	67255-95500	.SPRING	1		
5	67254-95500	.BUSHING	1		
6	67253-95500	.ROLLER	1		
7	37863-95500	.CORD, trim	1		
8	67274-95500	.RETAINER, throttle	1		
9	67275-95500	.TRUNNION	2		
10	67272-95500	.RETAINER, clutch	1		
11	37721-95551	.SWITCH, neutral	1		
12	08323-31058	.WASHER	9		
13	02112-05088	.SCREW	9		
14	03142-05169	.TAPPING SCREW	2		
15	38500-94500	.BUZZER	1		
16	02112-06358	.SCREW	1		
17	67234-95500	.SHOW	1		
18	67233-95500	.RETAINER	1		
19	02122-04128	.SCREW	4		
20	67232-95500	.KNOB, brake	1		
21	02132-06408	.SCREW	1		
22	02132-06758	.SCREW	3		
23	08310-11068	.NUT	4		
24	67288-94310	.WASHER	4		
25	67249-95500	.SCREW	1		
26	37860-95552	.SWITCH, trim	1		
27	37864-95500	.CAP, switch	1		
28	09139-02003	.SCREW	2		
29	36620-94500	.WIRING HARNESS	1		
30	37820-95253	.SWITCH, emergency	1		
31	37823-95251	..CAP & ROPE	1		
32	36640-95500	.CABLE, trim relay	1		
33-1	37110-94300	.SWITCH, ignition	1		
33-2	37110-95551	.SWITCH, ignition	1		
33-3	37110-94301	.SWITCH, ignition	1		from 37110-95551

FIG.40

G-7

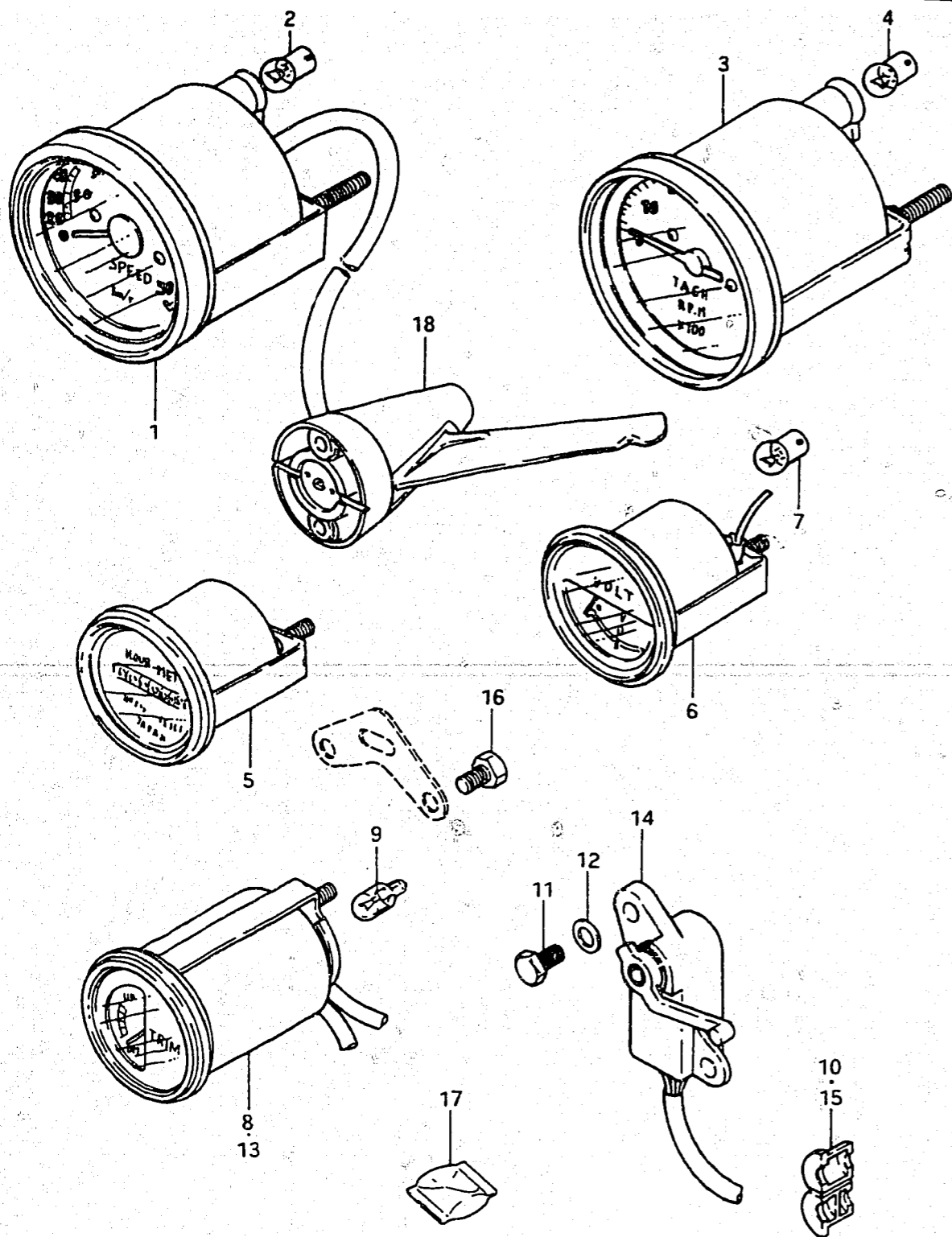


REF.NO.	PART NO.	DESCRIPTION	Q'TY		REMARKS
			ALL		
34-1	37141-93300	..KEY, spare (8511)	1		
34-2	37141-93310	..KEY, spare (8512)	1		
34-3	37141-93320	..KEY, spare (8513)	1		
34-4	37141-93330	..KEY, spare (8611)	1		
34-5	37141-93340	..KEY, spare (8612)	1		
34-6	37141-93350	..KEY, spare (8613)	1		

FIG. 41

G - 8

FIG. 41 (G- 8) METER

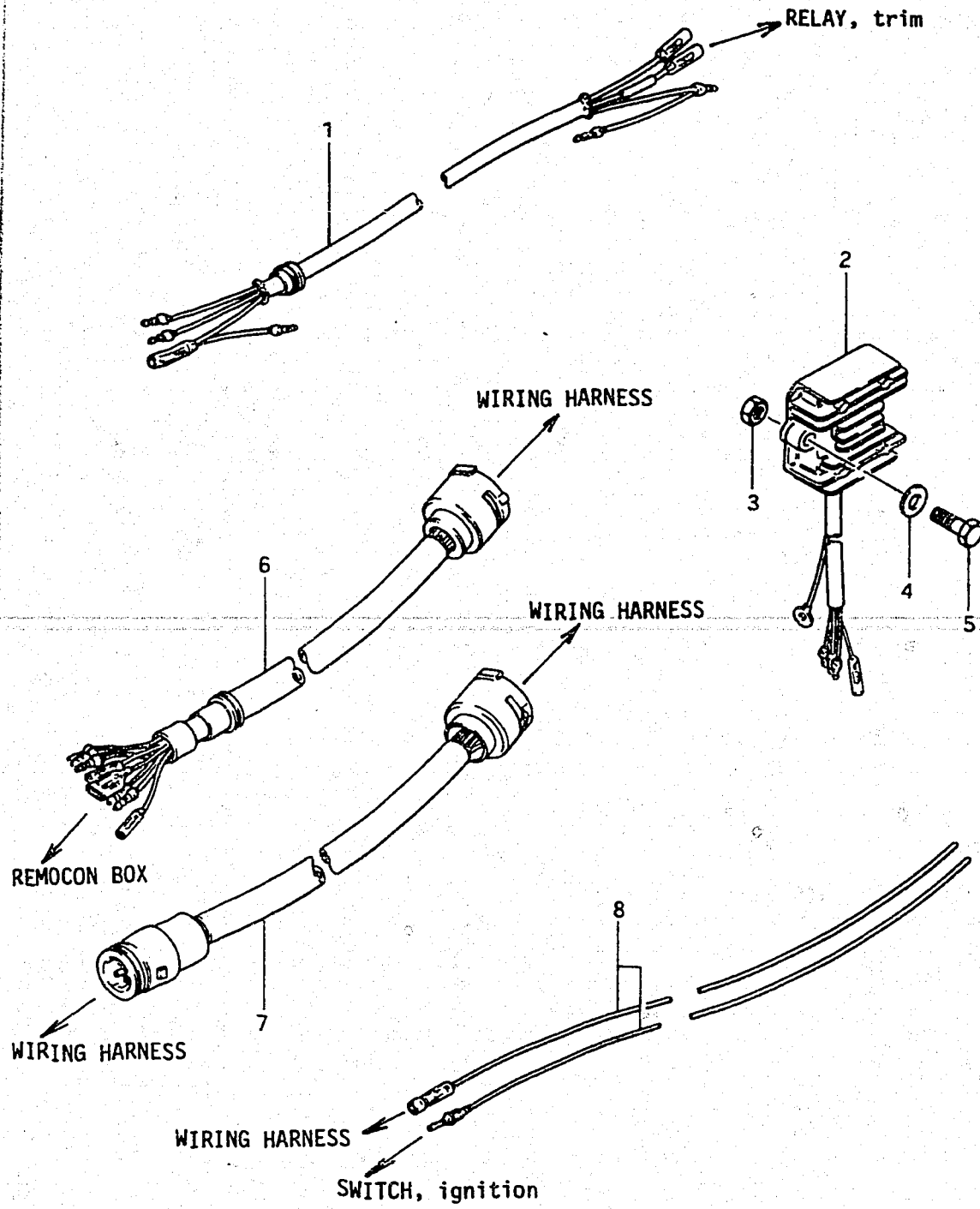


REF.NO.	PART NO.	DESCRIPTION	Q'TY		REMARKS
			ALL		
1	34100-95501	SPEEDOMETER ASSY	1		Incl. Ref.No.18
2	09471-12001	.BULB (12V,3.4W)	1		
3	34200-95500	TACHOMETER ASSY	1		
4	09471-12001	.BULB (12V,3.4W)	1		OPT
5-1	34500-95501	HOURMETER ASSY (model J)	1		
5-2	34500-95502	HOURMETER ASSY (model VZ)	1		
6-1	34600-95501	VOLT METER ASSY (model J)	1		
6-2	34600-95502	VOLT METER ASSY (model VZ)	1		
7	09471-12001	.BULB (12V,3.4W)	1		
8	34800-95504	TRIM METER ASSY	1		from 34800-95503
9	09471-12077	.BULB (12V,1.7W)	1		model J-STD
10	34803-94500	GROMMET, lead	1		
11	09100-06019	BOLT	2		
12	09160-06015	WASHER	2		
13	34800-95510	TRIM METER ASSY	1		VZ E9/E13:OPT
14	34801-94510	SENDER, trim	1		model VZ:STD
15	34803-94500	GROMMET, lead	1		
16	09100-06019	BOLT	2		
17	34855-95550	GREASE, heat switch	1		OPT
18	34190-95500	SENSOR, speedometer	1		

FIG. 42

G - 9

FIG. 42 (G- 9) OPT : ELECTRICAL



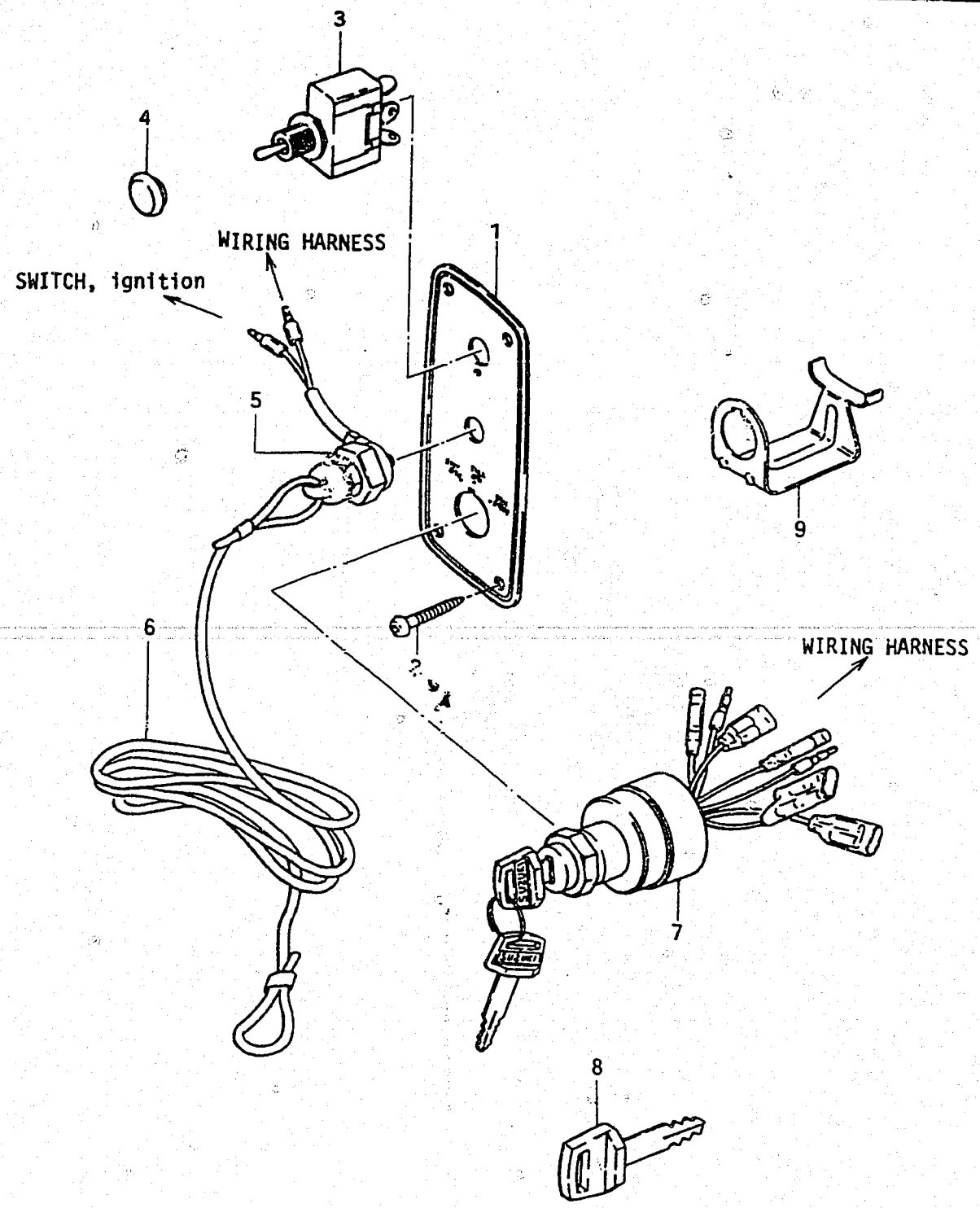
REF.NO.	PART NO.	DESCRIPTION	Q'TY		REMARKS
			ALL		
1	36640-95500	WIRING HARNESS, control	1	L:5000	
2	32800-95820	RECTIFIRE & REGULATOR ASSY	1		
3	08310-11068	.NUT	2		
4	08322-21068	.WASHER	2		
5	01107-06258	.BOLT	2		
6	36620-94500	WIRING HARNESS, extension	1	L:5000	
7-1	36620-95200	WIRING HARNESS, extension	1	L:5000, to 36620-95200	
7-2	36620-95201	WIRING HARNESS, extension	1	L:5000	
8	36820-95550	LEAD, neutral switch	1	L:700	

* for MT TYPE REMOCON (99000-81980, 99000-82010)

FIG. 43

FIG. 43 (G-10) OPT : IGNITION SWITCH

G - 10



REF.NO.	PART NO.	DESCRIPTION	Q'TY		REMARKS
			ALL		
1	37852-95550	PLATE, toggle switch	1		
2	03112-05129	SCREW	4		
3	37851-95250	SWITCH ASSY, toggle	1		
4	37101-93301	.CAP	1		
5	37820-95352	SWITCH, emergency	1		
6	37823-95251	.COVER & ROPE	1		
7	37110-95551	SWITCH, ignition	1		
8-1	37141-93300	KEY, spare (8511)	1		
8-2	37141-93310	KEY, spare (8512)	1		
8-3	37141-93320	KEY, spare (8513)	1		
8-4	37141-93330	KEY, spare (8611)	1		
8-5	37141-93340	KEY, spare (8612)	1		
8-6	37141-93350	KEY, spare (8613)	1		
9	37150-93350	HOLDER, rope	1		

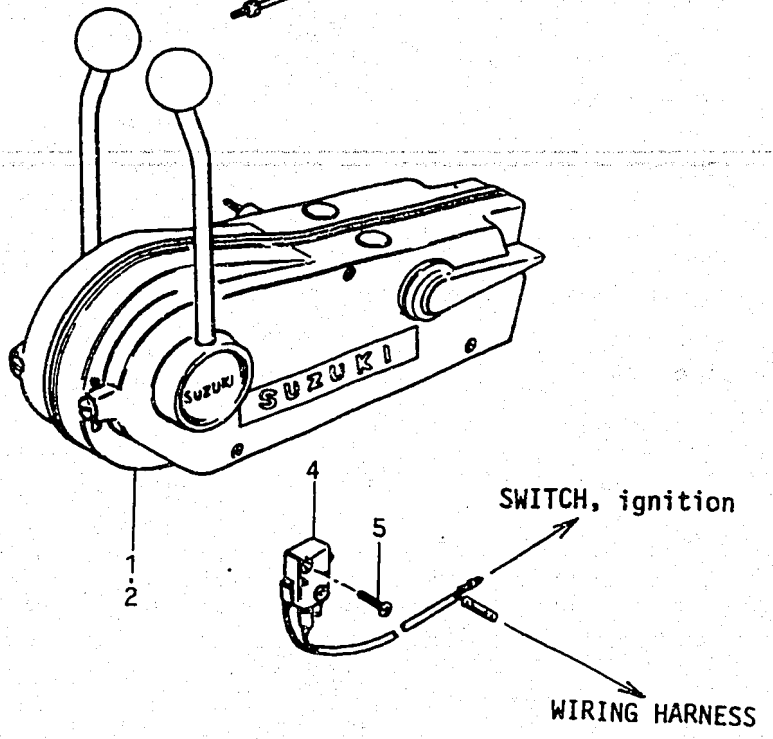
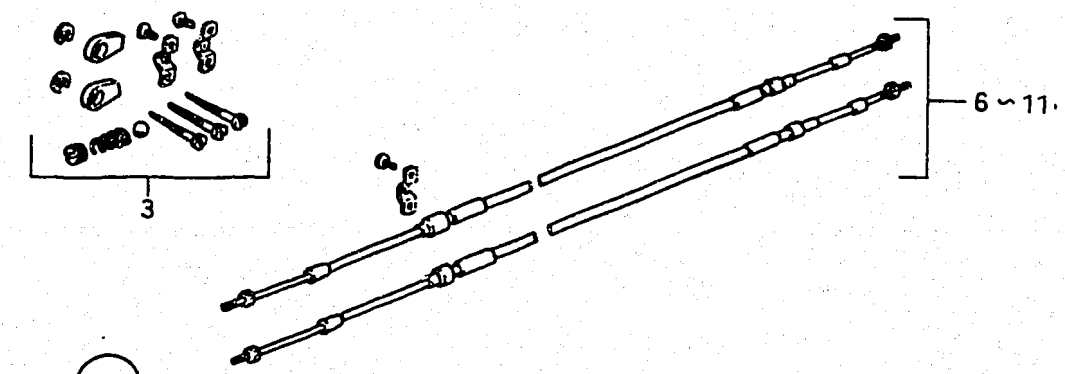
for MT TYPE REMOCON (99000-81980,99000-82010)

FIG. 44

G - 11

FIG. 44 (G-11) OPT : REMOTE CONTROL

REF.NO.	PART NO.	DESCRIPTION	Q'TY		REMARKS
			ALL		
1	67200-95223	REMOTE CONTROL BOX ASSY	1		RH (TWIN TYPE)
2	67200-95233	REMOTE CONTROL BOX ASSY	1		LH (TWIN TYPE)
3	67300-95810	.HOLDER SET, cable	1		
4	37721-95500	.SWITCH ASSY, neutral	2		
5	02112-03128	.SCREW	4		
6	67320-95750	CABLE, control	2		L:2500
7	67320-95740	CABLE, control	2		L:3000
8	67320-95730	CABLE, control	2		L:3500
9	67320-95720	CABLE, control	2		L:4000
10	67320-95710	CABLE, control	2		L:4500
11	67320-95200	CABLE, control	2		L:5000



FWG

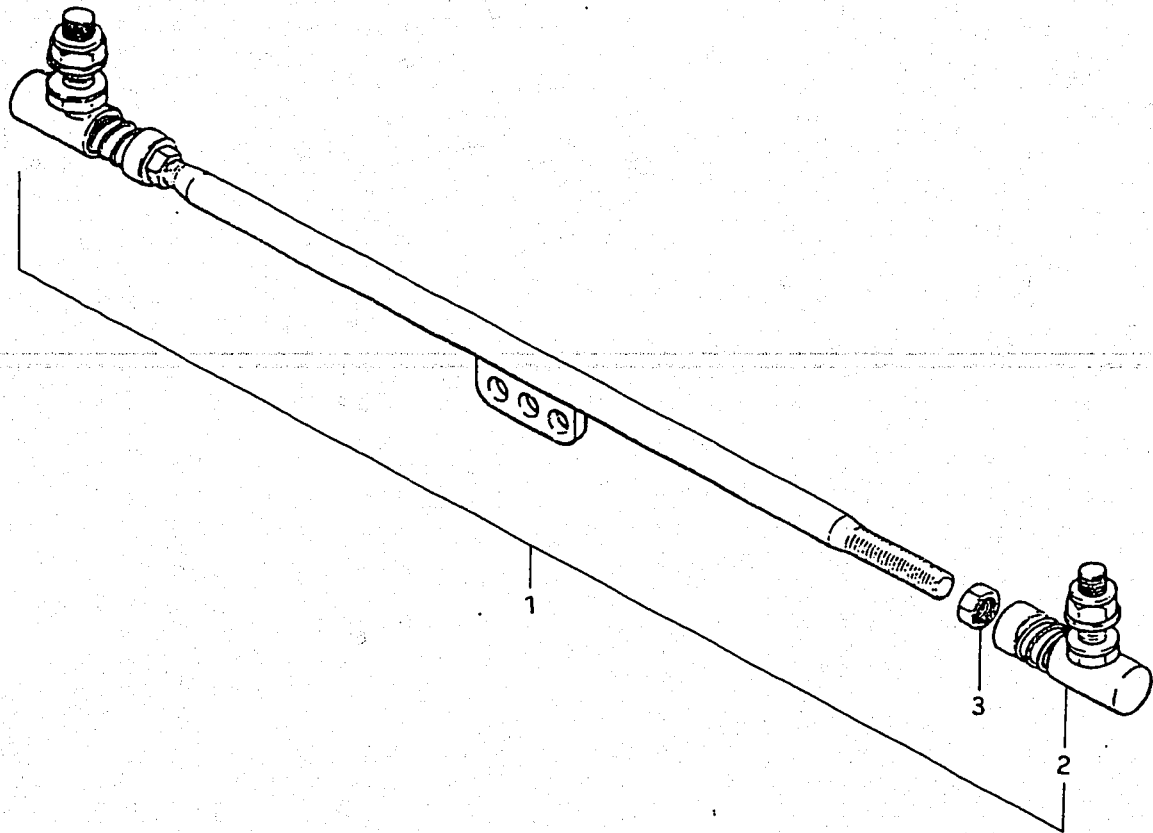
FIG.45

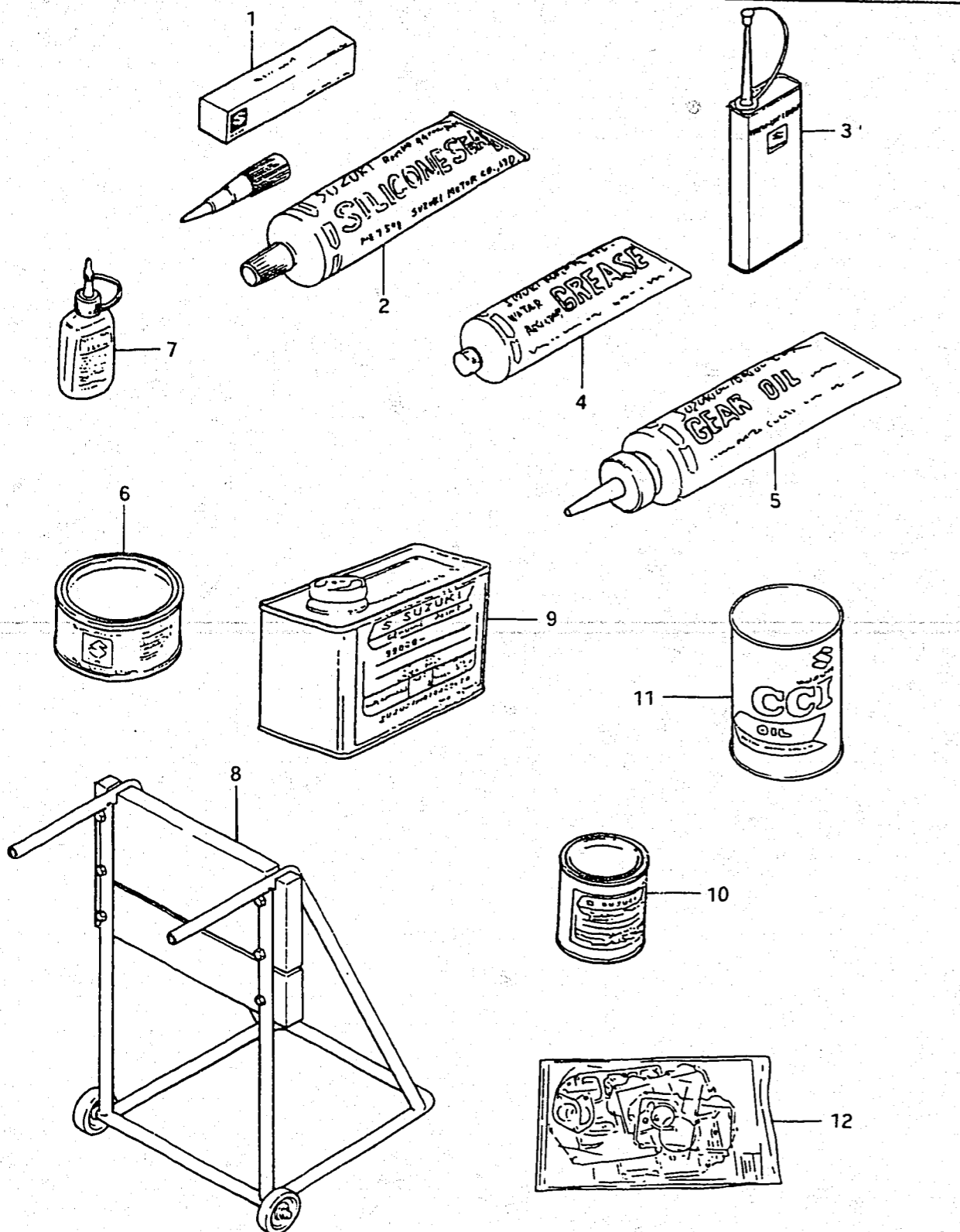
G - 12

59

FIG.45 (G-12) OPT : TIE ROD

REF.NO.	PART NO.	DESCRIPTION	Q'TY		REMARKS
			ALL		
1	67600-95200	TIE ROD ASSY	1		
2	83450-93720	.BALL JOINT	2		
3-1	09140-12020	.NUT	2		model J
3-2	09140-12025	.NUT	2		model VZ





REF.NO.	PART NO.	DESCRIPTION	Q'TY		REMARKS
			ALL		
1-1	99000-31010	LIQUID GASKET	1		for crankcase
1-2	99000-31120	SILICONE SEAL	1		50g, for gear case
2	99000-31050	SILICONE SEALANT	1		100g, for gear case
3	99000-32040	CEMENT, thread lock	1		200g
4-1	99000-25160	GREASE, water resistant	1		250g
4-2	99000-25170	GREASE, water resistant	1		50g
5	99000-22540	GEAR OIL, outboard motor	1		400cc
6	99000-25010	SUPER GREASE A	1		450g, for crank oil seal
7-1	99000-32050	THREAD LOCK CEMENT	1		50g (1342)
7-2	99000-32020	THREAD LOCK CEMENT, super	1		50g (1333B)
8	09914-39941	HANGER, engine	1		
9	99000-10105-01T	PAINT (500g)	1		
10	99000-10109-01T	PAINT (90g)	1		
11-1	99000-21750	CCI OIL (0.5Lx24)	1		
11-2	99000-21460	CCI OIL (1Lx24, Mitsubishi)	1		
11-3	99000-21145	CCI OIL (1Lx24, Shell)	1		
11-4	99000-21021	CCI OIL (4Lx6)	1		
11-5	99000-21150	CCI OIL (200L)	1		
11-6	99000-21640-050	CCI SUPER OIL (0.5Lx24)	1		
11-7	99000-21250	CCI SUPER OIL (1Lx24)	1		
11-8	99000-21260	CCI SUPER OIL (4Lx6)	1		
12-1	11400-94822	GASKET SET	1		model J, to 11400-94823
12-2	11400-94823	GASKET SET	1		to 11400-94826
12-3	11400-94826	GASKET SET	1		model VZ

PART NO.	FIG.NO.-REF.NO. (Address No.)	PART NO.	FIG.NO.-REF.NO. (Address No.)	PART NO.	FIG.NO.-REF.NO. (Address No.)	PART NO.	FIG.NO.-REF.NO. (Address No.)	PART NO.	FIG.NO.-REF.NO. (Address No.)	PART NO.	FIG.NO.-REF.NO. (Address No.)
10000	11111-94501-01T	B-2	11300-94504-01T	B-5	13579-98100	B-10	16340-94500	C-5	19136-94501	C-7	
	11111-94502-01T	B-4	11300-94504-02M	B-5	13125-95200	B-8	16340-94501	C-5	19136-94502	C-8	
	11111-94502-02M	B-4	11315-94500	B-3	13150-94500	B-9	16411-94501	C-5	19137-94500	C-9	
	11111-94502-02M	B-4	11315-94501	B-5	13150-94500	B-8	16710-94501	C-5	19138-94500	C-9	
	11111-94511-01T	B-2	11316-94500	B-3	13152-94500	B-9	16710-94510	C-5	19139-94500	C-9	
	11111-94512-01T	B-4	11316-94501	B-5	13152-94500	B-8	16710-95200	C-2	19141-94501	C-7	
	11121-94501-01T	B-2	11400-94823	G-13	13153-94500	B-9	16731-95500	C-5	19141-94502	C-8	
	11121-94502-01T	B-4	11400-94827	G-13	13153-94500	B-8	16911-94500	C-5	19141-94511	C-7	
	11121-94502-02M	B-4	11431-94502	B-7	13156-94500	B-9	17400-94500	C-6	19141-94512	C-8	
	11121-94502-02M	B-4	11511-94502-01T	D-8	13201-94500	B-8	17410-94501	C-6	19141-94520	C-8	
11121-94511-01T	B-2	11511-94502-02M	D-8	13201-94510	B-9	17410-94502	C-6	19141-94990	C-8		
11121-94512-01T	B-4	11511-94503-01T	D-9	13201-94510	B-10	17411-94502	C-6	19141-94991	C-8		
11141-94501	B-2	11511-94503-02M	D-8	13201-94510	B-11	17412-94500	C-6	19211-94501	C-7		
11141-94502	B-2	11511-94990-01T	D-8	13202-94500	B-10	17413-94500	C-6	19211-94503	C-8		
11141-94503	B-4	12110-94500	B-6	13202-94510	B-11	17413-94501	C-6				
11151-94501-01T	B-2	12110-94500-025	B-6	13203-94500	B-10	17416-94500	C-6	20000	21121-93300	D-5	
11151-94502-01T	B-4	12110-94500-050	B-6	13203-94510	B-11	17461-94500	C-6		21220-94500	D-2	
11151-94502-02M	B-4	12110-94501	B-6	13203-94550	B-10	17471-94500	C-6		21220-94502	D-4	
11161-94500-01T	B-2	12110-94501-025	B-6	13204-94500	B-10	17471-94501	C-6		21220-94503	D-4	
11161-94501-01T	B-4	12110-94501-050	B-6	13204-94510	B-11	17472-94500	C-6		21311-94501	D-2	
11161-94501-02M	B-4	12110-94503	B-6	13235-95210	B-10	17510-94501	F-2		21311-94502	D-4	
11162-94500	B-2	12110-94503-025	B-6	13250-93012	B-11	17513-94500	F-2		22511-99000	E-3	
11162-94501	B-2	12110-94503-050	B-6	13251-93310	B-10	17560-94501	C-6		23110-94502	D-4	
11162-94502	B-4	12140-95301	B-6	13251-95210	B-11	17560-94510	C-6		23110-94510	D-4	
11171-94500	B-2	12140-95301-025	B-6	13254-93010	B-10	17563-94500	C-6		23111-94503	D-2	
11172-94500	B-4	12140-95301-050	B-6	13269-93311	B-11	17631-94501	C-6	23112-94500	D-2		
11181-94500	B-4	12151-94500	B-6	13269-95210	B-10	17670-94500	F-2	23112-94501	D-2		
11182-94500	B-4	12220-94504	B-6	13271-93311	B-11	19111-94501	C-7	23313-94500	D-4		
11218-94500	B-2	12220-94506	B-6	13281-94500	B-10	19111-94502	C-8	23313-94501	D-4		
11218-94501	B-5	12271-94500	B-7	13281-94500	B-11	19111-94990	C-8	23314-94500	D-2		
11219-94500	B-2	12271-94501	B-7	13370-28110	B-10	19121-94502	C-7	23315-94500	D-2		
11219-94501	B-2	12272-94500	B-7	13392-58600	B-10	19121-94504	C-8	23315-94502	D-4		
11219-94502	B-5	13110-94500	B-8	13511-94510	B-11	19131-94503	C-7	23315-94503	D-4		
11291-94500	B-2	13110-94501	B-8	13513-94510	B-10	19132-94500	C-7	25111-94501	D-3		
11292-94501	B-8	13110-94502	B-9	13541-94510	B-11	19133-94990	C-8	25111-94502	D-5		
11300-94501-01T	B-3	13110-94503	B-9	13542-94500	B-10	19134-94501	C-9	25112-94503	D-3		
11300-94502-01T	B-3	13110-94510	B-8	13579-98100	B-11	19135-94501	C-7	25121-94502	D-3		
		13110-94512	B-9	13579-98100	B-10						
		13110-94513	B-9	13579-98100	B-11						
		13121-94500	B-8	13579-98100	B-10						
		13125-93000	B-8	13579-98100	B-11						

PART NO.	FIG.NO.-REF.NO. (Address No.)	PART NO.	FIG.NO.-REF.NO. (Address No.)	PART NO.	FIG.NO.-REF.NO. (Address No.)	PART NO.	FIG.NO.-REF.NO. (Address No.)	PART NO.	FIG.NO.-REF.NO. (Address No.)	PART NO.	FIG.NO.-REF.NO. (Address No.)	PART NO.	FIG.NO.-REF.NO. (Address No.)
25131-94502	D-3	31912-94510	C-3	34500-95502	G-8	37141-93320	G-10	41220-94501-01T	E-3	48720-94501	E-4		
25141-94502	D-2	31912-94511	C-3	34600-95501	G-8	37141-93330	G-7	41220-94501-02M	E-3	48730-94502	E-4		
25141-94503	D-4	31916-94500	D-7	34600-95502	G-8		G-10	41220-94502-01T	E-3	48740-94501	E-4		
25142-94500	D-2	31917-94500	D-7	34800-95504	G-8	37141-93340	G-7	41220-94502-02M	E-3	48750-94502	E-4		
	D-4	31918-94500	D-7	34800-95510	G-8		G-10	41225-94500	E-3	48760-94500	E-6		
25205-94500	D-4	32101-94500	D-8	34801-94503	E-2	37141-93350	G-7	43110-94500-01T	E-3				
25211-94501	D-2		D-9	34801-94510	G-8		G-10	43110-94500-02M	E-3				
	D-4	32102-94501	D-8	34803-94500	G-8	37150-93350	G-10	43740-94502-01T	E-3				
25231-95501	D-3	32102-94502	D-9	34850-94552	D-12	37721-95500	G-11	43740-94503-01T	E-3				
	D-5	32102-94503	D-8	34853-94500	D-12	37721-95551	G-6	43740-94503-02M	E-3				
25232-95501	D-3		D-9	34855-95550	D-12	37820-95253	G-6	43740-94504-01T	E-3				
	D-5	32160-94500	D-8		G-8	37820-95352	G-10	43740-94504-02M	E-3				
25311-94500	D-4	32160-94501	D-9	34860-94501	G-2	37823-95251	G-6	45421-94500	E-2				
		32390-94501	D-8		G-3		G-10	45421-94501	E-2				
			D-9	34861-94501	D-11	37851-95250	G-10	48121-94500	E-6				
		32395-94501	D-8	34862-94500	D-11	37852-95550	G-10	48311-94500	E-3				
		32395-94502	D-9	36610-94503	D-11	37860-95552	G-6	48321-94500	E-4				
		32495-94500	D-8	36610-94505	D-11	37863-95500	G-6	48400-94500-01T	E-4				
			D-9	36620-94500	G-6	37864-95500	G-6	48400-94500-02M	E-4				
		32800-95720	D-10		G-9	38410-94501	D-11	48401-94500	E-4				
31100-94500	D-6	32800-95820	G-9	36620-95200	G-9	38410-94510	D-11	48427-94500	E-4				
31100-94510	D-7	32890-94500	D-10	36620-95201	G-9	38412-94500	D-11	48433-94500	E-4				
31131-94510	D-7	32900-94501	D-10	36632-95501	E-4	38420-94501	D-11	48441-94500	E-4				
31131-95241	D-6	33410-94500	D-10		G-6	38420-94520	D-11	48500-94510-01T	E-5				
31132-94510	D-7	33420-94500	D-10	36640-95500	G-6	38423-95501	D-11	48500-94510-02M	E-5				
31132-95242	D-6	33430-94500	D-10		G-9		E-5	48502-95500	E-5				
31135-95240	D-6	33440-94500	D-10	36650-94500	D-11		G-2	48510-95500	E-5				
	D-7	33510-95510	D-10	36652-94503	D-11		G-3	48528-95500	E-5				
31173-94510	D-7	33510-97313	D-10	36653-94500	D-11	38500-94500	G-6	48531-95500	E-5				
31173-95242	D-6	33541-93310	D-10	36653-94501	D-11	38600-94503	D-12	48533-95500	E-5				
31281-94510	D-7	33542-98000	D-10	36656-94502	F-8	38600-94505	D-12	48535-95500	E-5				
31281-95240	D-6	33810-94501	D-11	36659-94503	F-8	38600-94513	D-12	48537-95500	E-5				
31311-94510	D-7	33815-94500	F-8	36740-95252	D-11	38600-94515	D-12	48540-94500	E-5				
31311-95240	D-6	33816-94500	D-12	36791-94501	D-11	38601-94500	D-12	48550-95500	E-5				
31312-95241	D-6	33830-94502	D-11	36820-95550	G-9			48572-94500	E-5				
	D-7	33836-94501	E-5	37101-93301	G-10			48573-95500	E-5				
31320-94510	D-7	33840-94502	D-6	37110-94300	G-6			48585-95500	E-5				
31320-95240	D-6	33840-94510	D-7	37110-94301	G-6			48591-94500	E-5				
31361-95240	D-6	33841-94501	D-6	37110-95551	G-6			48600-94500-01T	E-6				
	D-7		D-7		G-10			48600-94500-02M	E-6				
31800-95522	D-11	33850-94501	D-7	37141-93300	G-7	41111-94502-01T	E-2	48601-94500	E-6				
31911-94511-01T	C-3	34100-95501	G-8		G-10	41111-94502-02M	E-2	48627-94500	E-6				
31911-94514-01T	C-3	34190-95500	G-8	37141-93310	G-7	41121-94502-01T	E-2	48630-94500	E-6				
31911-94514-02M	C-3	34200-95500	G-8		G-10	41121-94502-02M	E-2	48633-94500	E-6				
31912-94500	C-3	34500-95501	G-8	37141-93320	G-7	41131-94500	E-2	48641-94500	E-6				

50000

30000

40000

PART NO. FIG.NO.-REF.NO. (Address No.) PART NO. FIG.NO.-REF.NO. (Address No.) PART NO. FIG.NO.-REF.NO. (Address No.) PART NO. FIG.NO.-REF.NO. (Address No.) PART NO. FIG.NO.-REF.NO. (Address No.) PART NO. FIG.NO.-REF.NO. (Address No.)

54142-94502	E-8	57631-94520	F-4	61141-94503-02M	F-7	61631-94500	F-7	65862-93000	-	69322-94501	G-3					
54161-94501	E-9		57631-95502		F-4		61142-94502		F-8		61641-94501	F-11	G-5	G-2		
54161-94503	E-9		57631-95512		F-4		61400-94830-01T		F-9		61641-95500	F-9	-	G-3		
54165-94502	E-9		57631-95522		F-4		61400-94834-01T		F-11		-	F-11	G-5	G-2		
54165-94504	E-9	57632-95501	F-4	61400-94834-02M	F-11	61651-95500	F-9	-	G-3							
54166-94501	E-9	57633-94500	F-3	61420-95510	F-9	61651-95501	F-9	65871-93001	G-5	69331-94501	G-2					
54210-94501-01T	E-9		57633-95500		F-3		-		F-11		-	-	G-3			
54210-94501-02M	E-9		57634-94500		F-3		61422-95500		F-9		61652-94501	F-11	F-10	G-2		
55100-94501-01T	F-2		57635-94500		F-3		-		F-11		61652-95500	F-9	F-12	-		
55100-94502-01T	F-2	57635-95300	F-3	61423-95500	F-9	-	F-11	67200-94500-01T	G-6	-	-					
55100-94503-01T	F-2	57635-95502	F-3	61430-94500-01T	F-11	61653-94501	F-11	67200-95223	G-11	80000	-					
55100-94503-02M	F-2		58100-94510-01T		F-3		61430-94501-01T		F-9		61653-95501	F-9	G-11	-		
55125-94501-01T	F-2		58100-94540-01T		F-3		61430-94501-02M		F-12		-	F-11	67232-95500	G-6	-	
55125-94501-02M	F-2		58100-94541-01T		F-3		61430-94501-02M		F-12		61654-95500	F-9	67233-95500	G-6	-	
55181-95200	F-3	58100-94542-01T	F-3	61431-94500-01T	F-12	-	F-12	67234-95500	G-6	-	-					
55182-95200	F-3	58100-94550-01T	F-3	61431-94500-02M	F-12	61660-95500	F-9	67249-95500	G-6	83450-93720	G-12					
55300-95500	F-3		58100-94551-01T		F-3		61435-94500		F-9		-	F-11	67253-95500	G-6	-	
55320-93141	F-2		58100-94552-01T		F-3		-		F-11		61661-94500	F-11	67254-95500	G-6	-	
55321-93141	F-2		58100-94560-15M		F-3		61435-94510		F-9		65316-93303	G-5	67255-95500	G-6	-	
55330-94502	F-2	58100-94570-15M	F-3	-	F-11	-	-	67271-94500	F-8	-	-					
55332-94503	F-2	58100-95510-01T	F-3	61441-94501	F-9	65317-95200	G-5	67271-95500	G-6	90000	-					
55333-94500	F-2		58100-95511-01T		F-3		61441-94502		F-11		-	-	67272-95500	G-6	-	
55334-94500	F-2		58100-95520-01T		F-3		61441-98500		G-5		65510-98504	-	67274-95500	G-6	-	
56120-94501	F-6		58100-95521-01T		F-3		-		-		65510-98505	G-5	67275-95500	G-6	-	
56130-94501	C-6	-	-	61442-95501	F-9	65510-98506	G-5	67276-94501	F-8	-	-					
56140-94500	F-5	60000	-	61442-95502	F-9	65561-98502	G-5	67288-94310	G-6	99000-10105-01T	G-13					
56140-94501	F-5		-		-		61443-94500		F-9		-	-	67300-95810	G-11	99000-10109-01T	G-13
57100-94500	F-4		-		-		61443-94500		F-9		65700-95513	G-4	67320-95200	G-11	99000-21021	G-13
57100-94510	F-4		-		-		61443-94510		F-11		65720-95510	F-8	67320-95710	G-11	99000-21145	G-13
57110-94500	F-4	-	-	-	F-9	65720-95511	C-4	67320-95720	G-11	99000-21150	G-13					
57110-94501	F-4	61110-94506-01T	F-7	61453-94500	F-11	65740-95500	F-8	67320-95730	G-11	99000-21250	G-13					
57130-94500	E-9		61110-94506-02M		F-7		61453-94500		F-9		-	G-5	67320-95740	G-11	99000-21260	G-13
57133-94500	F-4		61111-94504-01T		F-7		-		F-11		-	-	67320-95750	G-11	99000-21460	G-13
57133-94502	F-4		61111-94990-01T		F-7		61453-94510		F-9		65750-95500	G-4	67413-98100	C-8	99000-22540	G-13
57300-94810	F-4	61112-94500	F-7	-	F-11	65770-95501	G-4	67600-95200	G-12	99000-25010	G-13					
57300-95891	F-4	61113-94502	F-7	61458-95202	C-2	65781-98500	G-4	69110-94500	G-3	99000-25160	G-13					
57610-94500	F-5		61113-94503		F-7		61458-95203		C-2		65800-95816	G-5	69111-94501	G-2	99000-25170	G-13
57610-94501	F-5		61115-94501		F-7		61480-94500-01T		F-10		65800-95818	G-5	69111-94502	G-3	99000-31050	G-13
57610-94502	F-5		61116-94500		F-7		61480-94501-01T		F-12		65830-95500	G-5	69200-94501	G-2	99000-31120	G-13
57610-94503	F-5	61131-94502-01T	F-7	61480-94501-02M	F-12	-	-	69200-94502	G-3	99000-32020	G-13					
57621-94500	F-5	61131-94502-02M	F-7	61540-94500	F-9	65850-95503	G-5	69241-94500	G-2	99000-32040	G-13					
57621-94502	F-5		61135-94500		F-8		-		F-11		-	G-3	99000-32050	G-13		
57621-94990	F-5		61136-94500		F-8		61551-94501		F-9		65853-93001	G-5	69311-94500	G-2	-	-
57631-94500	F-4		61141-94502-01T		F-7		61551-94502		F-9		-	-	-	G-3	-	-
57631-94510	F-4	61141-94503-01T	F-7	-	F-11	65854-93001	G-5	69321-94500	G-2	-	-					

PART NO.	FIG.NO.-REF.NO. (Address No.)	PART NO.	FIG.NO.-REF.NO. (Address No.)	PART NO.	FIG.NO.-REF.NO. (Address No.)	PART NO.	FIG.NO.-REF.NO. (Address No.)	PART NO.	FIG.NO.-REF.NO. (Address No.)	PART NO.	FIG.NO.-REF.NO. (Address No.)
00000		01421-08358	B-8	02132-06758	G-6	08321-21068	F-12	09100-05102	D-12	09108-10050	E-9
01104-05308	D-12		B-9	02152-05207	C-2		G-2	09100-06019	E-2	09108-12001	E-7
01107-06128	D-11	01514-05458	C-8	02152-05357	C-2		G-3		F-8		E-8
01107-06168	C-2	01517-08408	C-2	03112-05129	G-10	08321-21088	B-2		F-9	09111-12002	E-3
	G-2		B-3	03112-06309	F-2		B-4		F-12	09119-05010	C-7
	G-3										
		01907-06128	B-5	03142-05169	G-6		B-8		G-8		C-8
		01907-06168	G-3	04221-04089	B-6		B-10	09100-06020	D-12		C-9
		01907-06308	C-2	04221-05109	E-9		B-11	09100-06022	E-9	09119-08029	B-6
		01907-06358	B-4	06111-05004	E-5		C-3		F-8	09119-08037	B-6
			B-4	06111-07004	D-3		C-4	09100-06047	D-2	09125-05025	D-11
		01907-06658	B-9	06211-04083	B-6		D-6		E-7	09125-05029	F-10
		01907-08808	C-2	06211-05103	D-2		D-7		F-7		F-12
01107-06208	B-2	01907-10558	B-4		D-4		D-8	09100-06049	E-8	09125-06020	B-8
	B-4	01907-10708	B-5	08113-60090	F-6		D-9	09100-06058	F-2		B-9
01107-06258	D-10		B-5	08211-22361	B-6	08321-21108	B-2		F-7	09125-06021	F-8
		01907-10808	B-5	08310-11048	F-9		B-3	09100-06083	F-7		F-10
01107-06308	B-2	01907-10858	B-4		F-11		B-4	09100-06089	D-4		F-12
	D-10	02112-03088	B-8	08310-11068	G-6		B-5		E-8	09126-04002	F-9
01107-06358	B-2		B-9		G-9	08322-11088	B-10	09100-08101	E-9		F-11
	B-8	02112-03128	G-11	08310-22088	B-10		B-11	09100-08112	E-7	09126-06004	C-6
		02112-04088	F-10		B-11		C-3		E-8	09139-02003	G-6
01107-06408	G-5		F-12		C-4		D-6		F-6	09139-06015	C-7
		02112-04108	G-5	08316-16068	C-4	08322-11108	B-2	09100-08154	E-5		C-8
01107-06658	C-2			08316-16088	B-8		B-3	09100-08160	E-7	09140-04003	C-7
01107-08168	D-7	02112-04128	D-6		B-9		B-4		E-8	09140-05001	C-5
01107-08208	B-2										
		02112-05088	D-7		B-10		B-5	09100-08163	D-2		C-8
		02112-05208	G-6		B-11	08322-21048	F-9		D-4		C-9
		02112-05258	C-2	08321-21038	B-8		F-10		E-9		F-9
		02112-05258	D-10		B-9		F-11	09100-08168	E-9		F-10
01107-08258	B-2	02112-05358	C-2	08321-21048	F-9		F-12	09100-08169	C-6		F-11
		02112-06088	D-11		F-11	08322-21068	B-2	09100-08178	F-7		F-12
	B-4	02112-06108	D-8	08321-21058	C-2		B-4	09100-10155	E-2	09140-06004	C-7
	C-3		D-9		D-10		C-2	09100-10156	E-2		C-8
	D-6	02112-06128	F-8		D-12		D-10	09100-10157	E-9		D-2
01107-08308	D-10	02112-06168	D-10	08321-21068	B-2		D-11		F-2		D-4
01107-08358	D-7										
		02112-06308	D-11		B-4		G-5	09100-10158	F-2		D-12
01107-10558	B-3		D-8		B-8		G-9	09100-10159	E-9		F-2
01107-10708	B-3	02112-06308	D-9		B-9			09100-12026	E-2		F-10
01107-10758	B-3		G-6		C-2	08323-31058	G-6	09103-06046	F-12		F-12
01107-10858	B-2	02112-06358	G-6		D-8	08331-31409	B-7	09104-14001	E-9		G-2
	B-3	02122-04128	G-6								
		02122-06258	B-7		D-9	08331-41309	D-5	09108-06007	C-7		G-3
01411-08208	B-10	02122-06308	C-5		D-10	08332-11058	D-3	09108-06022	F-2	09140-06013	C-5
	B-11	02132-06208	B-2		D-11	08332-11095	D-3	09108-08026	C-7	09140-06015	D-2
01421-06258	C-8		B-4		F-8	08341-31059	D-8	09108-10026	B-3	09140-06018	F-12
01421-06308	C-4	02132-06408	G-6		F-10		D-9		B-5	09140-08003	E-3
	C-5										

PART NO.	FIG.NO.-REF.NO. (Address No.)	PART NO.	FIG.NO.-REF.NO. (Address No.)	PART NO.	FIG.NO.-REF.NO. (Address No.)	PART NO.	FIG.NO.-REF.NO. (Address No.)	PART NO.	FIG.NO.-REF.NO. (Address No.)	PART NO.	FIG.NO.-REF.NO. (Address No.)	PART NO.	FIG.NO.-REF.NO. (Address No.)
09140-08003	E-7	09160-08015	F-7	09181-45006	F-5	09263-26010	C-6	09308-08013	E-8				
09140-08012	E-8	09160-08045	E-7	09181-45007	F-5	09263-28013	F-6	09319-08019	F-8				
09140-10015	D-4	09160-08052	E-8	09181-45008	F-5	09263-28014	F-2	09320-12028	E-8				
	B-3	09160-08054	D-10	09181-45009	F-5	09263-34003	B-6	09320-43001	D-10				
	B-5	09160-08055	C-8	09181-70001	F-5	09263-35008	B-6		G-2				
09140-12020	E-9	09160-08058	C-7	09181-70002	F-5	09263-35012	B-6	09329-02003	G-3				
	E-7	09160-08059	C-6	09181-70003	F-5	09263-40003	B-6		G-2				
	G-12	09160-08062	D-7	09181-70004	F-5	09263-50001	F-5	09329-06002	G-3				
09140-12025	E-2	09160-09009	D-2	09181-70005	F-5	09269-30008	F-4		C-7				
	E-8		D-4	09162-10002	B-3	09269-35007	B-6		C-8				
09140-16015	G-12	09160-09010	D-5	09200-06032	B-5	09269-40002	B-6	09329-08002	F-10				
09140-18007	F-4	09160-10040	E-3	09202-04008	E-2	09269-70001	F-5	09343-03051	F-12				
	D-8	09160-12033	E-2	09202-06020	E-9	09280-08006	E-5		B-3				
	D-9	09160-12038	E-7	09204-01001	F-2	09280-08008	D-2		B-5				
09140-33001	E-3	09160-12044	E-2	09162-12002	E-2		D-4		B-9				
09152-20001	F-10	09160-18011	D-8		E-7	09280-12005	C-4		C-2				
09159-04003	C-7		D-9	09162-14003	E-8	09280-15003	D-2	09343-03056	B-8				
09159-05011	C-7	09160-28013	F-6	09166-30006	E-9		D-4	09343-05137	B-10				
	C-9	09160-28014	F-6	09166-33001	F-4	09205-02004	C-6		B-11				
09159-06015	C-7	09160-28015	F-6	09168-06009	E-3	09205-02006	B-7	09343-07053	C-4				
09159-08018	C-8	09160-28016	F-6	09168-06009	B-8	09205-03017	E-2	09343-07077	C-4				
	C-7	09160-28018	F-6	09168-10022	B-9	09205-03021	D-5	09343-07113	C-4				
	C-8	09160-30022	F-4	09168-12001	C-5	09205-04008	F-4	09344-02013	C-5				
09159-18004	F-3	09160-32005	F-4	09168-12001	F-2	09205-05011	F-5	09344-05014	C-5				
09159-22002	E-2	09160-33001	E-3		G-5	09206-11001	B-3		G-2				
09160-04010	C-7	09160-36002	E-3	09180-06094			B-5	09360-06009	C-5				
09160-05010	F-10	09160-40004	B-7	09180-06097	C-7		E-7	09360-06012	C-5				
	F-12	09160-70002	F-5	09180-08032	C-8		E-8	09363-02002	C-5				
09160-05024	F-9	09162-05002	B-10		F-12		E-9	09380-12004	D-2				
	F-11		B-11		D-10		F-2		D-4				
09160-06015	E-2	09162-06001	D-12	09180-08097	D-7	09206-11008	C-6	09380-16003	E-4				
	E-9		C-5	09180-08098	C-7	09206-13006	E-7	09381-21001	D-2				
	F-7		D-2	09181-25030	C-8		E-8	09381-22002	B-6				
	G-2		D-4	09181-30011	F-6	09208-07003	D-3	09383-03001	C-7				
	G-8		D-12		F-4	09209-05017	F-12	09383-08004	D-2				
09160-06036	D-12		E-7	09181-30012	F-4	09248-10004	F-2		D-4				
	F-9		E-8	09181-30013	F-4	09250-09001	F-8	09303-17001	D-3				
	F-12		F-2	09181-30014	F-4	09250-09004	C-6	09303-18001	E-9				
09160-06055	F-10		F-7	09181-30015	F-4	09250-10010	C-2		E-9				
	F-12		F-8	09181-30016	F-4	09250-10012	F-8	09390-80002	F-6				
09160-06062	C-7		F-9	09181-30017	F-4	09259-04001	F-12	09400-10302	C-5				
	C-8		F-12	09181-30018	F-4	09260-10003	D-5		G-2				
	F-12		G-2	09181-45003	F-5	09262-40002	B-6	09401-06403	B-3				
09160-08005	F-7		G-3	09181-45004	F-5	09262-40003	B-6		B-5				
09160-08010	B-4	09162-08003	C-6	09181-45005	F-5	09263-22030	B-6		B-8				

PART NO.	FIG.NO.-REF.NO. (Address No.)	PART NO.	FIG.NO.-REF.NO. (Address No.)	PART NO.	FIG.NO.-REF.NO. (Address No.)
09401-06403	B-9	09491-27008	B-10		
	C-2	09491-28007	B-10		
09401-06405	C-5	09491-30008	B-11		
09401-09402	B-10	09491-31003	B-11		
	B-11	09491-32006	B-11		
	C-4	09491-33001	B-11		
09401-10405	C-4	09492-75001	B-10		
09401-11402	C-4	09492-80003	B-11		
09401-13402	G-4	09800-81800	G-2		
09403-07308	D-10		G-3		
09404-06401	B-5	09914-39941	G-13		
	D-10				
09404-06412	D-11				
09404-08401	B-3				
	B-9				
	C-2				
09404-10401	D-12				
09408-00021	D-12				
09420-05003	D-8				
	E-3				
09420-05004	C-6				
09421-05006	E-3				
09440-05021	D-3				
09440-07033	D-5				
09440-12024	F-5				
09440-12025	D-5				
09440-29002	F-4				
09440-31001	F-4				
09440-49001	F-5				
09441-12001	F-10				
	F-12				
09441-24002	E-2				
09443-04002	D-2				
09443-06040	F-12				
09443-09015	C-8				
09443-10021	E-3				
09448-26004	C-7				
09462-00074	G-2				
	G-3				
09471-12001	G-8				
09471-12077	G-8				
09481-20001	D-11				
#09482-00151	D-10				
09491-25002	B-10				
09491-26009	B-10				