



# SUZUKI MARINE

## Parts Book

DF 70A

DF 80A

DF 90A



1703 Hwy 35 So., Laurence Harbor, NJ 08879

**(732) 264-7176**

**(800) 338-0645 FAX (732) 264-2472**

[www.brownspoint.com](http://www.brownspoint.com)

## PREFACE

When it becomes necessary to replace parts on SUZUKI OUTBOARD MOTORS, always use SUZUKI GENUINE PARTS which have passed a strict inspection which guarantees quality and performance.

This parts catalog covers the list of all service parts for SUZUKI DF70A/80A/90A '09 ~ '10 MODEL and later.

## INSTRUCTIONS FOR QUOTING THE CATALOG

### 1. DIMENSIONS

Dimensions of the parts in this catalog are indicated in unit millimeters.

### 2. ABBREVIATIONS

Abbreviations used in this catalog are as follows:

AR	: As required	NT	: Number of teeth
ASSY	: Assembly	OPT	: Optional
E.NO.	: Engine number	OS	: Over size
F.NO.	: Frame number	STD	: Standard
D	: Diameter of material	T	: Thickness
ID	: Inside diameter	US	: Under size
OD	: Outside diameter	W	: Width
L	: Length	W/	: With
LH(PORT)	: Left hand side	S,L	: Transom type
RH(STBD)	: Right hand side	SUS	: Stainless steel
PTT	: Power trim and tilt		

~ 031234 : Up to E.NO.09002F-031234

031234 ~ : From E.NO.09002F-031234

12 x 34 x 5.6..... Figures in the description column

| | | show the dimensions of parts.

ID OD T(or W,L)

→12345-56781 (Parts No.) : indicates that the parts number was changed to 12345-56781 and the new parts are interchangeable with the former ones but the former ones are not interchangeable with new ones.

←12345-56781 (Parts No.) : indicates that the former and new parts are interchangeable with each other and both are usable.

### 3. INNER PARTS OF ASSEMBLY

Part name with a dot (.) in front as shown in the description column indicates the component of the assembly also available individually.

4. MODIFICATION NOTICE

A parts bulletin will be sent to you on all occasions when changes in parts occur, including interchangeable modifications between new parts and old ones.

5. NOTE

5-1. There are some different parts from those of production models among spare parts for the administrative reasons and common use of them with other models.

5-2. In respect of rubber hoses and vinyl tubes, please be sure to use them by cutting off according to the length mentioned on parts catalog or what is actually required on the vehicle.

5-3. Note that the drawings on the illustration page are for ready reference of spare parts number, not to be used as an assembly manual. When assembling, use "SUZUKI SERVICE MANUAL".

6. MODEL NAME AND ENGINE NUMBER

<u>MODEL</u>	<u>YEAR'S</u>	<u>TYPE</u>	<u>TRANSOM</u>	<u>ENGINE No.</u>
DF70ATLK9	'09	07002F	L,X	07002F-980001 ~
DF70ATLK10	'10	07003F	L,X	07003F-010001 ~
DF70ATL		07003F	L,X	07003F-110001 ~
DF80ATLK9	'09	08001F	L,X	08001F-980001 ~
DF80ATLK10	'10	08002F	L,X	08002F-010001 ~
DF80ATL		08002F	L,X	08002F-110001 ~
DF90ATLK9	'09	09002F	L,X	09002F-980001 ~
DF90ATLK10	'10	09003F	L,X	09003F-010001 ~
DF90ATL		09003F	L,X	09003F-110001 ~

Fig.1 (B-2 ) CYLINDER HEAD

Ref #	Part Number	Description	Qty	Remarks
1-1	11100-87L00	HEAD ASSY, CYLINDER	1	
1-2	11100-87L01	HEAD ASSY, CYLINDER	1	DF70A:011341~ DF80A:010352~ DF90A:012395~
2	11115-73G01-001	.GUIDE, VALVE	16	
3-1	11128-90J00	.BOLT, CAMSHAFT HOUSING	22	
3-2	09103-06266	.BOLT, CAMSHAFT HOUSING	22	DF70A:011341~ DF80A:010352~ DF90A:012395~
4	09206-08001	.PIN	18	
5	11261-93J00	COVER, PROTECTION ANODE	2	
6	09280-22019	O RING	2	
7	55321-87J00	ANODE, PROTECTION	2	
8	09103-06281	BOLT, PROTECTION ANODE	2	
9	01550-08207	BOLT	2	
10	11117-89J00	BOLT, CYLINDER HEAD	10	
11	11141-87L00	GASKET, CYLINDER HEAD	1	
12	01550-08407	BOLT, CYLINDER HEAD NO.2	5	
13	04211-13189	PIN	2	
14	11112-84400	PLUG, OIL VENTURI	1	
15	11382-99E00	CAP, OIL FILLER	1	
16	09280-26006	O RING, OIL FILLER CAP	1	
17	11170-87L00	COVER, CYLINDER HEAD	1	
18	11189-87L00	GASKET, CYLINDER HEAD COVER	1	
19	01547-06257	BOLT	8	
20	01547-06457	BOLT	4	
21	11173-87L00	PLATE, BREATHER	1	
22	02112-0612A	SCREW, BRATHER PLATE	6	
23	09355-11165-600	HOSE, BREATHER	1	L:600->260
24	18498-95J00	PROTECTOR, BREATHER HOSE	1	
25	09401-15414	CLIP	2	
26	09408-00155	CLAMP	1	



FIG.1

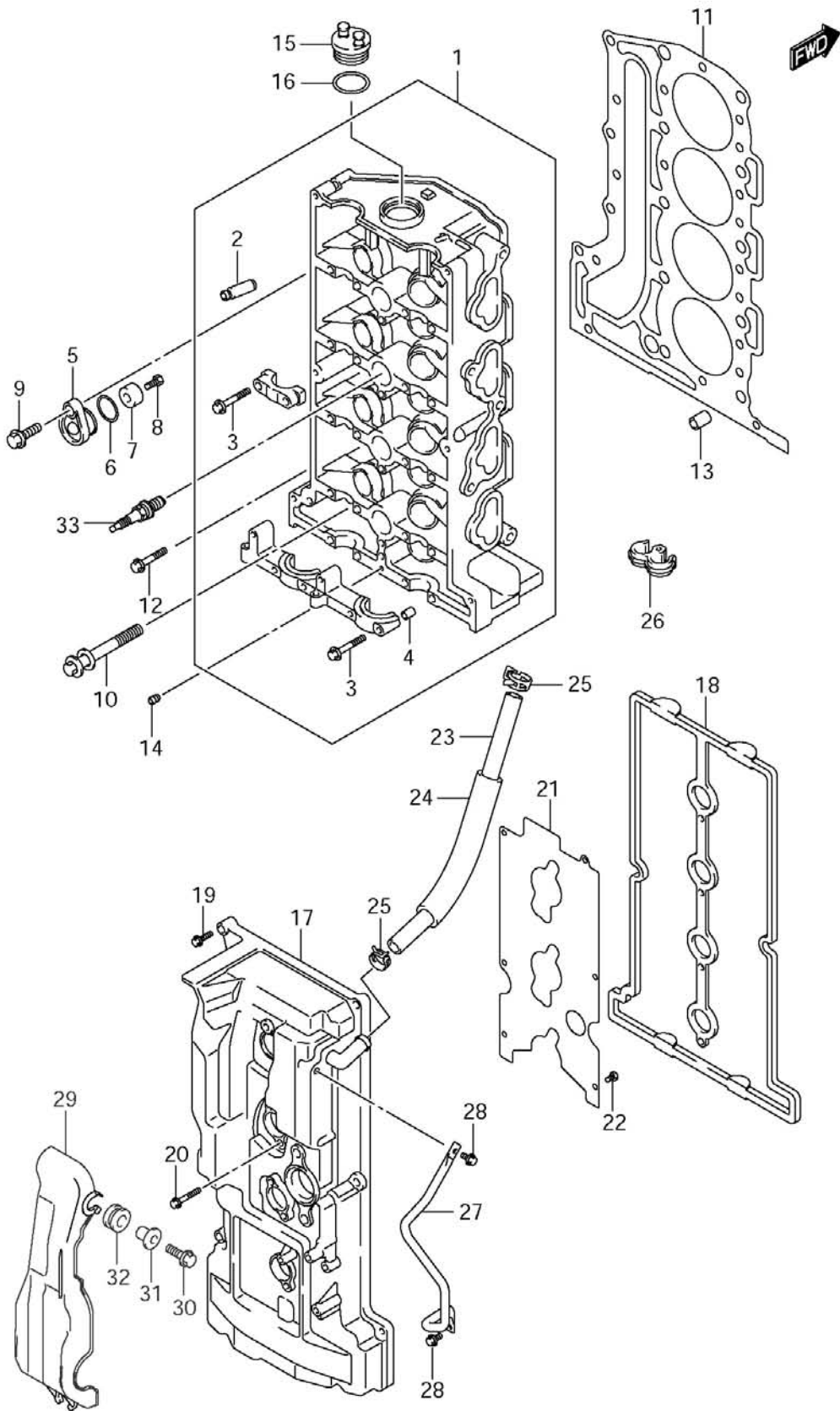


Fig.1 (B-3 ) CYLINDER HEAD

Ref #	Part Number	Description	Qty	Remarks
27	11194-87L00	GUARD, FUEL HOSE	1	~MODEL:10
28	01550-06127	BOLT, FUEL GUARD	2	~MODEL:10
29	11194-87L10	GUARD, FUEL HOSE	1	DF70A:110001~ DF80A:110001~ DF90A:110001~
30	01550-06207	BOLT, FUEL GUARD	1	DF70A:110001~ DF80A:110001~ DF90A:110001~
31	09169-06062	SPACER, FUEL HOSE GUARD	1	DF70A:110001~ DF80A:110001~ DF90A:110001~
32	09320-09016	BUSH, FUEL HOSE GUARD	1	DF70A:110001~ DF80A:110001~ DF90A:110001~
33	09482-00446	SPARK PLUG (DCPR6E)	4	

FIG.1

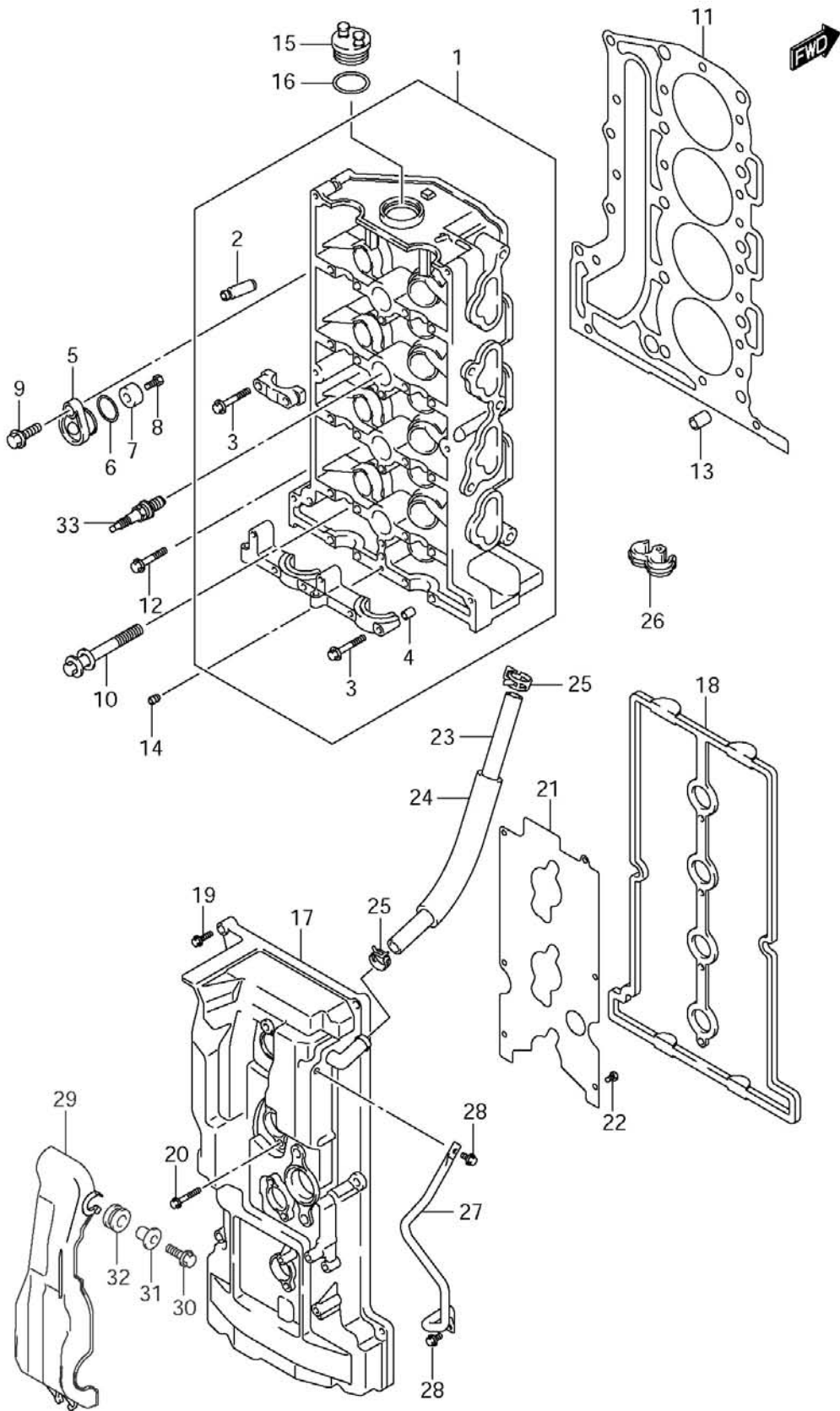


Fig.2 (B-4 ) CYLINDER BLOCK

Ref #	Part Number	Description	Qty	Remarks
1	11291-87L00	HOOK, ENGINE	1	
2	01550-08207	BOLT	2	
3	11300-87L00	BLOCK ASSY, CYLINDER	1	
4	11117-90J01	.BOLT, CRANKCASE	10	
5	11216-77E00	.GASKET, OIL GALLERY PLUG	3	
6	09248-18011	.PLUG, OIL GALLERY	3	
7	09246-05006	.PLUG, WATER	1	
8	09206-13019	.PIN	5	
9	01550-08407	.BOLT, OUTSIDE	10	
10	09401-15414	CLIP, BREATHER HOSE	1	
11	11223-87L00	PIPE, BREATHER	1	
12	01550-06127	BOLT, BREATHER PIPE	2	
13	11224-87L00	HOSE, BREATHER NO.2	1	

FIG.2

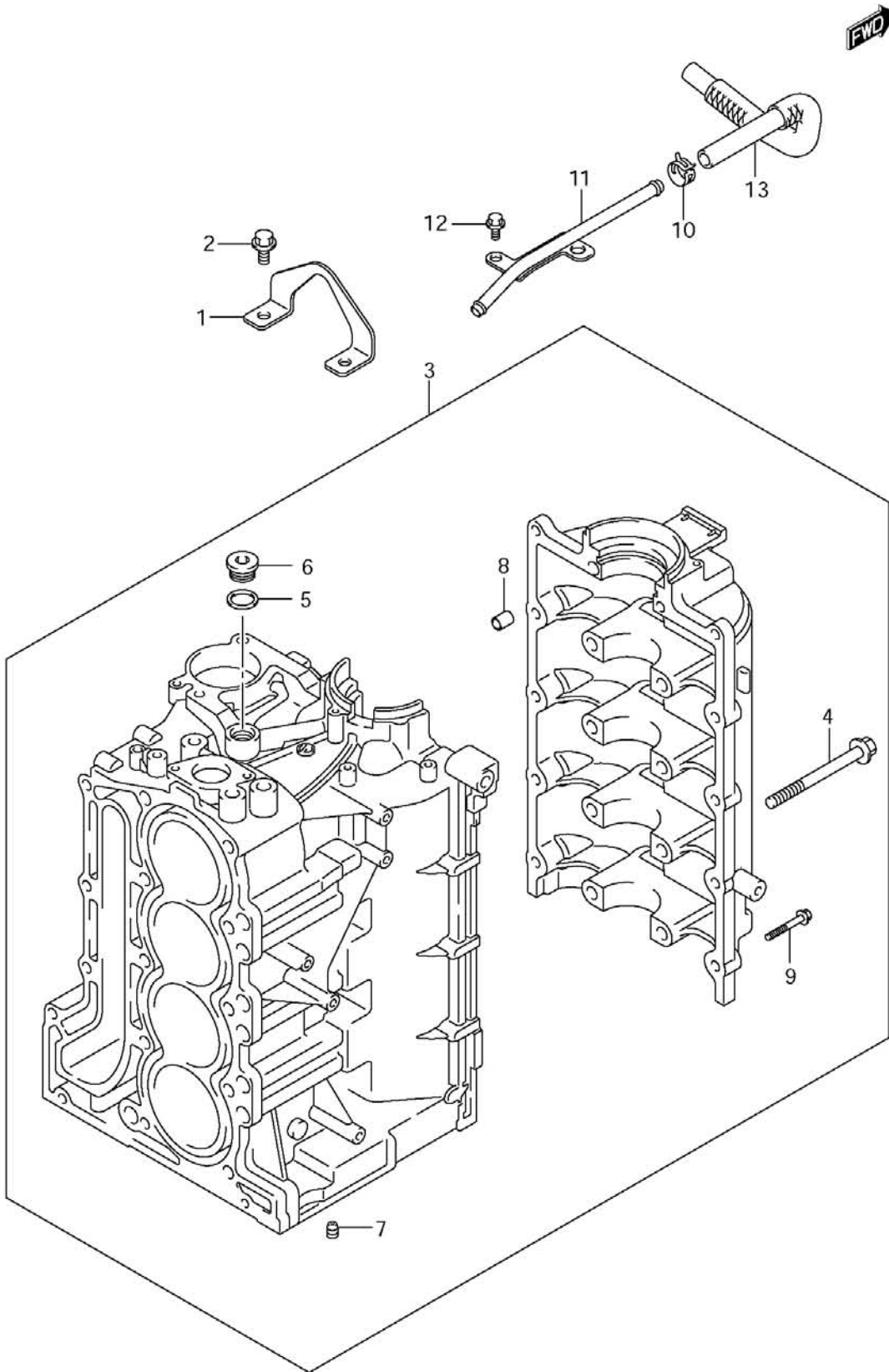


Fig.3 (B-5 ) RING GEAR COVER

Ref #	Part Number	Description	Qty	Remarks
1-1	11510-87L00	COVER, RING GEAR	1	
1-2	11510-87L01	COVER, RING GEAR	1	DF70A:010439~ DF80A:010049~ DF90A:010440~
1-3	11510-87L02	COVER, RING GEAR	1	DF70A:011341~ DF80A:010352~ DF90A:012395~
2-1	09103-06301	.BOLT	4	
2-2	09103-06301	BOLT	4	DF70A:011341~ DF80A:010352~ DF90A:012395~
3	09320-09016	CUSHION, RING GEAR COVER	1	
4	03542-06209	SCREW	2	
5	11514-87L00	PLATE, RING GEAR COVER	1	
6	61472-93E32	LABEL, MAG COVER	1	
7	69711-93E10	LABEL (S.I.G.P.)	1	
8	61493-96J00	LABEL, CLEARANCE	1	
9	61494-87L00	LABEL, OIL	1	

FIG.3

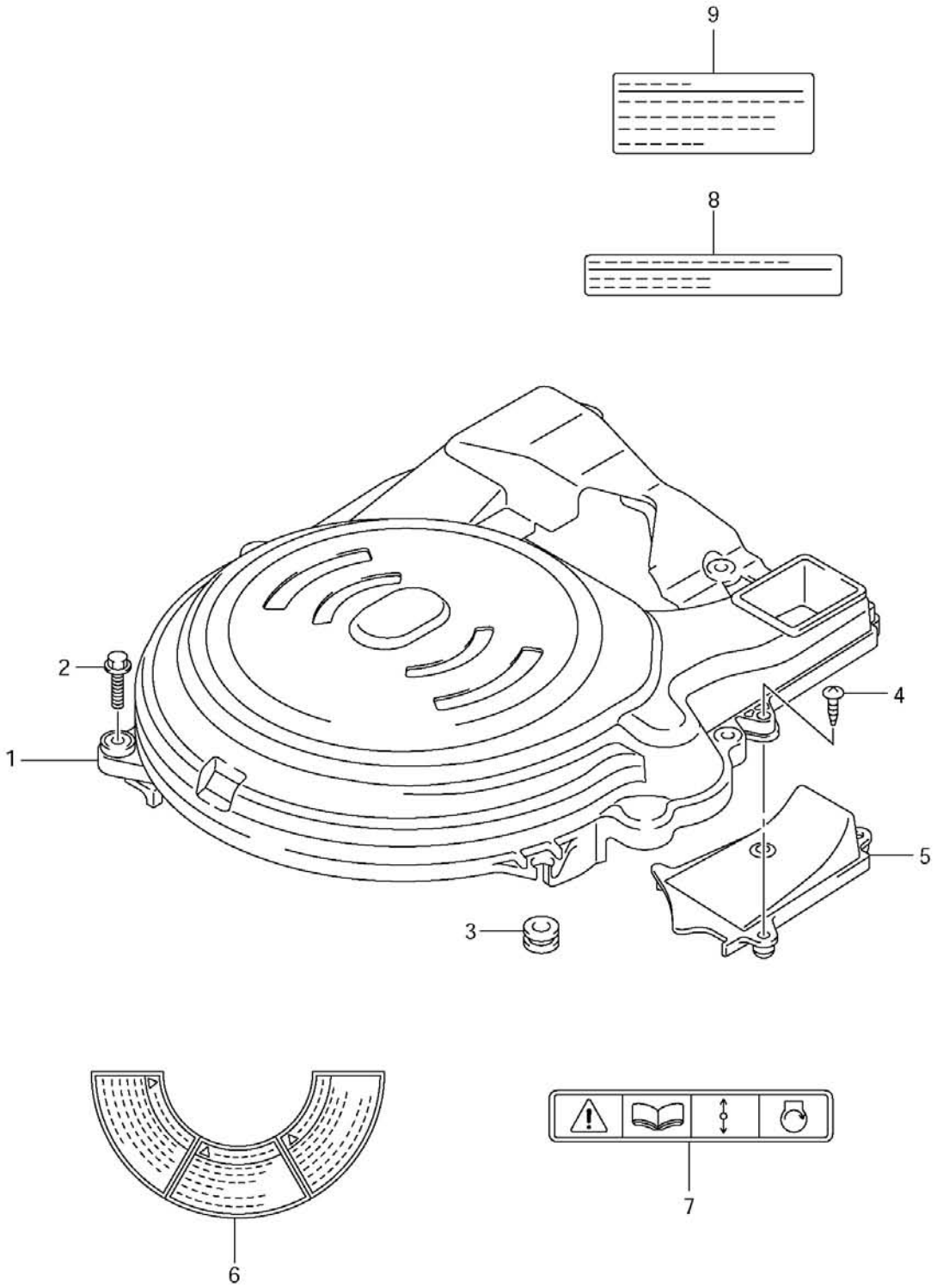


Fig.4 (B-6 ) CRANKSHAFT

Ref #	Part Number	Description	Qty	Remarks
1	12111-87L00	PISTON	4	
2	12140-87L00	RING SET, PISTON	4	
3	12151-54A50	PIN, PISTON	4	
4	09381-18002	CIRCLIP	8	
5	12160-87L00	CONNROD ASSY	4	
6	04221-04089	.PIN	8	
7-1	12100-69830-0A0	BEARING SET, CONNROD	4	GREEN
7-2	12100-69830-0B0	BEARING SET, CONNROD	4	BLACK
7-3	12100-69830-0C0	BEARING SET, CONNROD	4	NON
7-4	12100-69830-0D0	BEARING SET, CONNROD	4	YELLOW
7-5	12100-69830-0E0	BEARING SET, CONNROD	4	BLUE
7-6	12100-69830-025	BEARING SET, CONNROD (US:0.25)	4	OPT
8	12220-87L00	CRANKSHAFT	1	
9-1	12340-58BA0-0A0	BEARING SET, CRANKSHAFT	5	GREEN ->12340-57K02-0C0
9-2	12340-58BA0-0B0	BEARING SET, CRANKSHAFT	5	BLACK ->12340-57K02-0D0
9-3	12340-58BA0-0C0	BEARING SET, CRANKSHAFT	5	NON ->12340-57K02-0E0
9-4	12340-58BA0-0Y0	BEARING SET, CRANKSHAFT	5	PURPLE ->12340-57K02-0A0
9-5	12340-58BA0-0Z0	BEARING SET, CRANKSHAFT	5	BROWN ->12340-57K02-0B0
9-6	12300-58820-0AA	BEARING SET, CRANKSHAFT (RED/GREEN) (US:0.25)	5	OPT
9-7	12300-58820-0BA	BEARING SET, CRANKSHAFT (RED/BLACK) (US:0.25)	5	OPT
9-8	12300-58820-0CA	BEARING SET, CRANKSHAFT (RED) (US:0.25)	5	OPT
9-9	12300-58820-0YA	BEARING SET, CRANKSHAFT (RED/PURPLE) (US:0.25)	5	OPT
9-10	12300-58820-0ZA	BEARING SET, CRANKSHAFT (RED/BROWN) (US:0.25)	5	OPT
10-1	12300-78890	BEARING SET, CRANK THRUST	1	<-12300-60850
10-2	12300-78890-012	BEARING SET, CRANK THRUST (OS:0.12)	1	OPT <-12300-60850-012
11	09283-52004	SEAL, OIL	1	
12	12100-87L00-050	PISTON SET (OS:0.50)	4	OPT
13	12140-87L00-050	.RING SET, PISTON (OS:0.50)	4	OPT

THERE IS A PLAIN BEARING KIT AVAILABLE FOR THIS MODEL  
PART NUMBER 99104-DFKIT-010



FIG.4

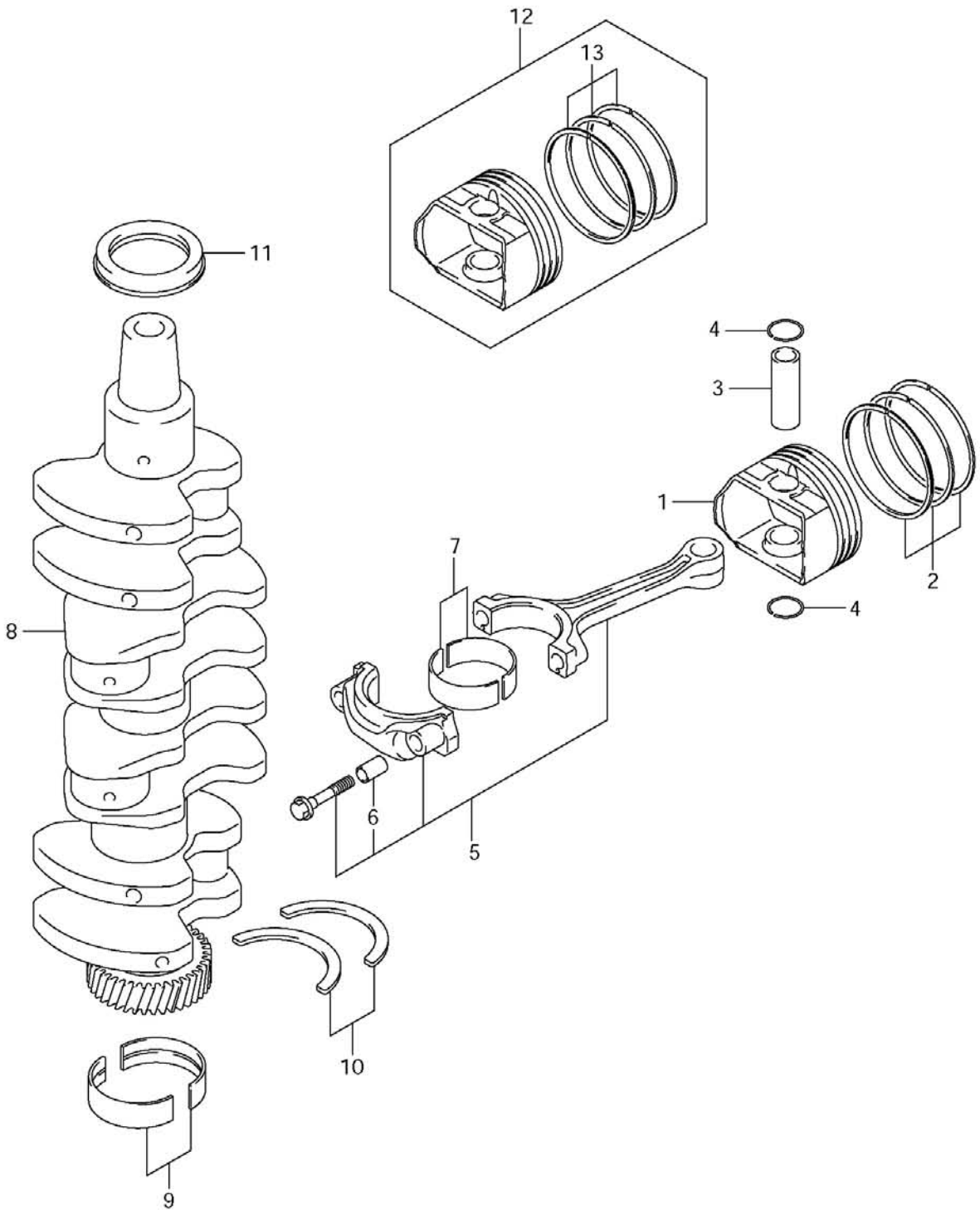


Fig.5 (B-7 ) TIMING CHAIN

Ref #	Part Number	Description	Qty	Remarks
1	12730-87L00	GEAR, DRIVEN	1	
2	09262-32008	BEARING, LOWER	1	
3-1	09262-35068	BEARING, UPPER	1	
3-2	09262-35070	BEARING, UPPER	1	DF70A:110001~ DF80A:110001~ DF90A:110001~
4	12761-87L00	CHAIN, TIMING	1	
5	12771-87L00	GUIDE, TIMING CHAIN	1	
6	01550-0825A	BOLT, TIMING CHAIN GUIDE	2	
7	12810-87L00	TENSIONER ASSY, TIMING CHAIN	1	
8	12813-73G00	.PAD, TIMING CHAIN TENSIONER	1	
9	01550-0835A	BOLT, TIMING CHAIN TENSIONER	1	
10	12812-90J00	SPACER, TIMING CHAIN TENSIONER	1	
11	12831-93J01	ADJUSTER ASSY, TENSIONER	1	
12	01550-0620A	BOLT, TENSIONER ADJUSTER	2	

FIG.5

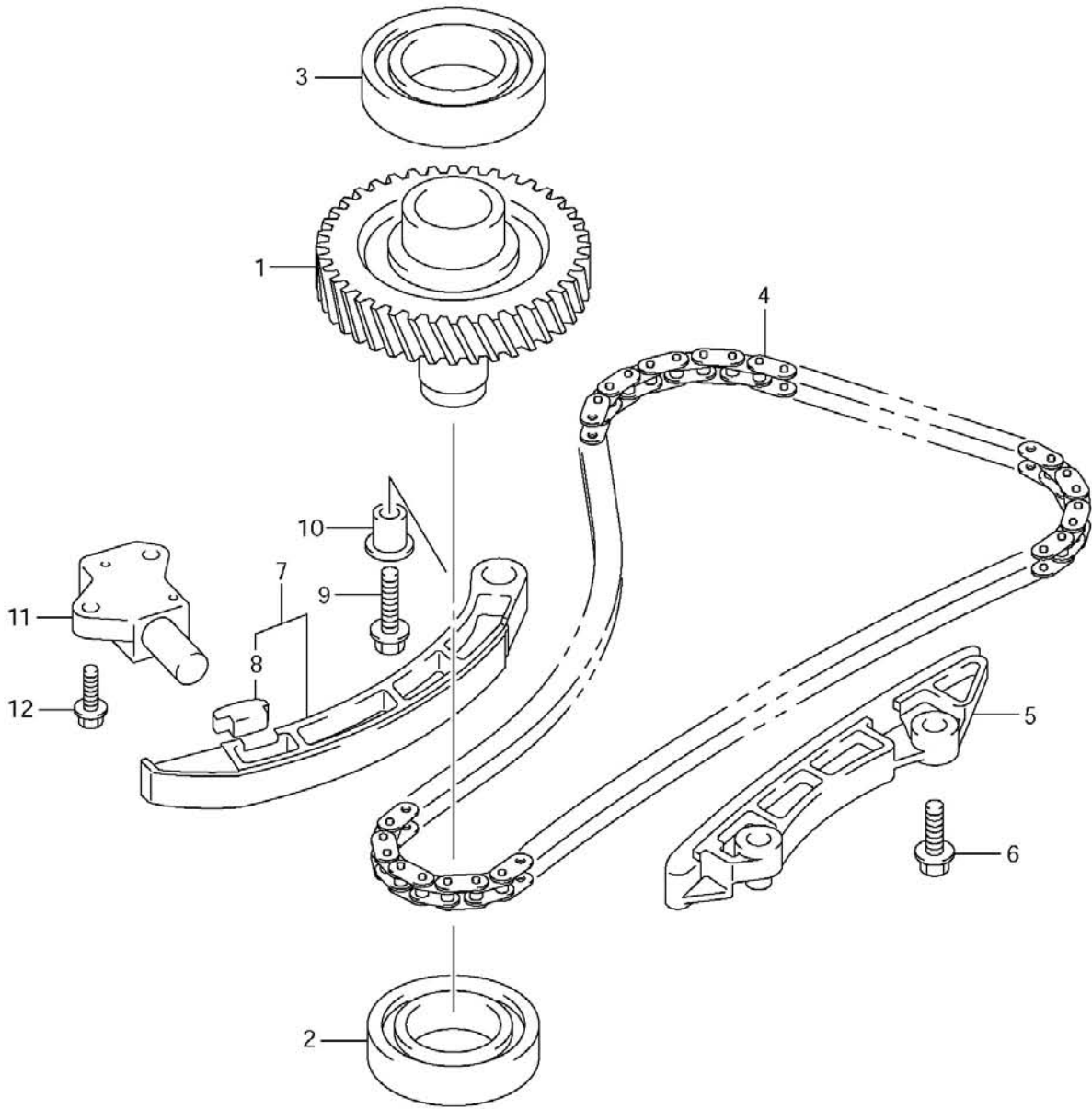


Fig.6 (B-8 ) CAMSHAFT

Ref #	Part Number	Description	Qty	Remarks
1-1	12701-87L20	CAMSHAFT, INTAKE	1	DF70A
1-2	12701-87L00	CAMSHAFT, INTAKE	1	DF80A
1-3	12701-87L10	CAMSHAFT, INTAKE	1	DF90A
2-1	12705-87L00	CAMSHAFT, EXHAUST	1	DF70A/80A
2-2	12705-87L10	CAMSHAFT, EXHAUST	1	DF90A
3	12741-90J01	SPROCKET, CAMSHAFT TIMING	1	
4	12748-87L00	SPROCKET, EXH CAMSHAFT	1	
5	12749-93J00	BOLT, CAMSHAFT	1	
6	01550-0612A	BOLT, CAM SPROCKET	3	
7	04221-05109	PIN, CAMSHAFT SPROCKET	2	
8	12891-69J00	TAPPET	16	
9-1	12892-69J00-228	SHIM, TAPPET	AR	
9-2	12892-69J00-230	SHIM, TAPPET	AR	
9-3	12892-69J00-232	SHIM, TAPPET	AR	
9-4	12892-69J00-234	SHIM, TAPPET	AR	
9-5	12892-69J00-236	SHIM, TAPPET	AR	
9-6	12892-69J00-238	SHIM, TAPPET	AR	
9-7	12892-69J00-240	SHIM, TAPPET	AR	
9-8	12892-69J00-242	SHIM, TAPPET	AR	
9-9	12892-69J00-244	SHIM, TAPPET	AR	
9-10	12892-69J00-246	SHIM, TAPPET	AR	
9-11	12892-69J00-248	SHIM, TAPPET	AR	
9-12	12892-69J00-250	SHIM, TAPPET	AR	
9-13	12892-69J00-252	SHIM, TAPPET	AR	
9-14	12892-69J00-254	SHIM, TAPPET	AR	
9-15	12892-69J00-256	SHIM, TAPPET	AR	
9-16	12892-69J00-258	SHIM, TAPPET	AR	
9-17	12892-69J00-260	SHIM, TAPPET	AR	
9-18	12892-69J00-262	SHIM, TAPPET	AR	
9-19	12892-69J00-264	SHIM, TAPPET	AR	
9-20	12892-69J00-266	SHIM, TAPPET	AR	
9-21	12892-69J00-268	SHIM, TAPPET	AR	
9-22	12892-69J00-270	SHIM, TAPPET	AR	
9-23	12892-69J00-272	SHIM, TAPPET	AR	

FIG.6

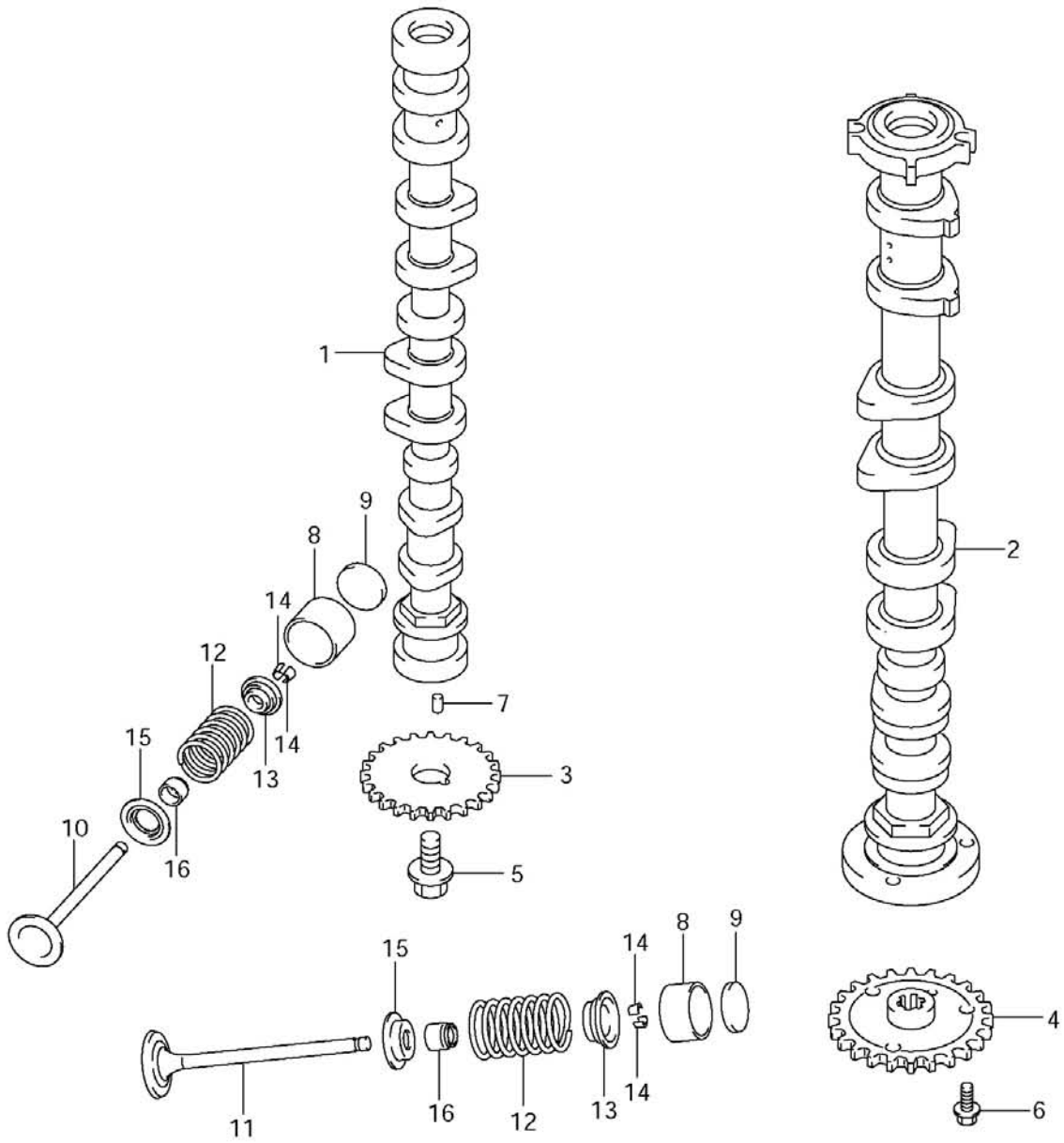


Fig.6 (B-9 ) CAMSHAFT

Ref #	Part Number	Description	Qty	Remarks
10	12911-87L00	VALVE, INTAKE	8	
11	12915-87L00	VALVE, EXHAUST	8	
12	12921-87J10	SPRING, VALVE	16	
13	12931-78G00	RETAINER, VALVE SPRING	16	
14	12932-24400	COTTER, VALVE	32	
15	12933-51E00	SEAT, VALVE SPRING	16	
16	09289-05012	SEAL, VALVE STEM	16	

FIG.6

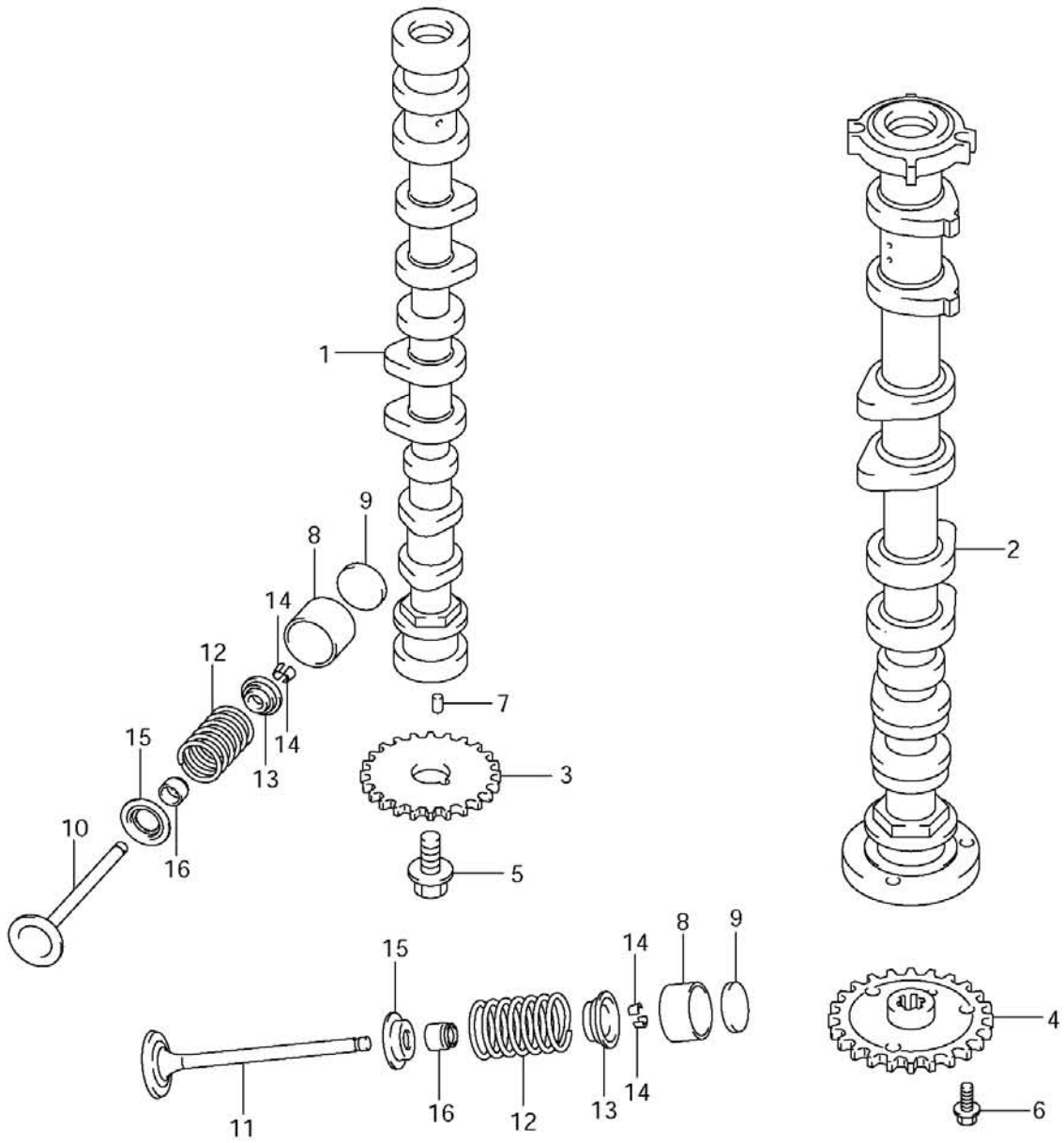


Fig.7 (B-10 ) INTAKE MANIFOLD

Ref #	Part Number	Description	Qty	Remarks
1	13110-87L00	MANIFOLD, INTAKE	1	
2	01421-08257	BOLT, STUD	2	
3	01550-08307	BOLT, NO.1	4	
4	01550-08457	BOLT, NO.2	1	
5	08316-10087	NUT	2	
6	18137-87L00	VALVE, IAC	1	
7	09280-29006	O RING, IAC VALVE	1	~MODEL:10
8	02112-34167	SCREW, IAC VALVE	3	



FIG.7

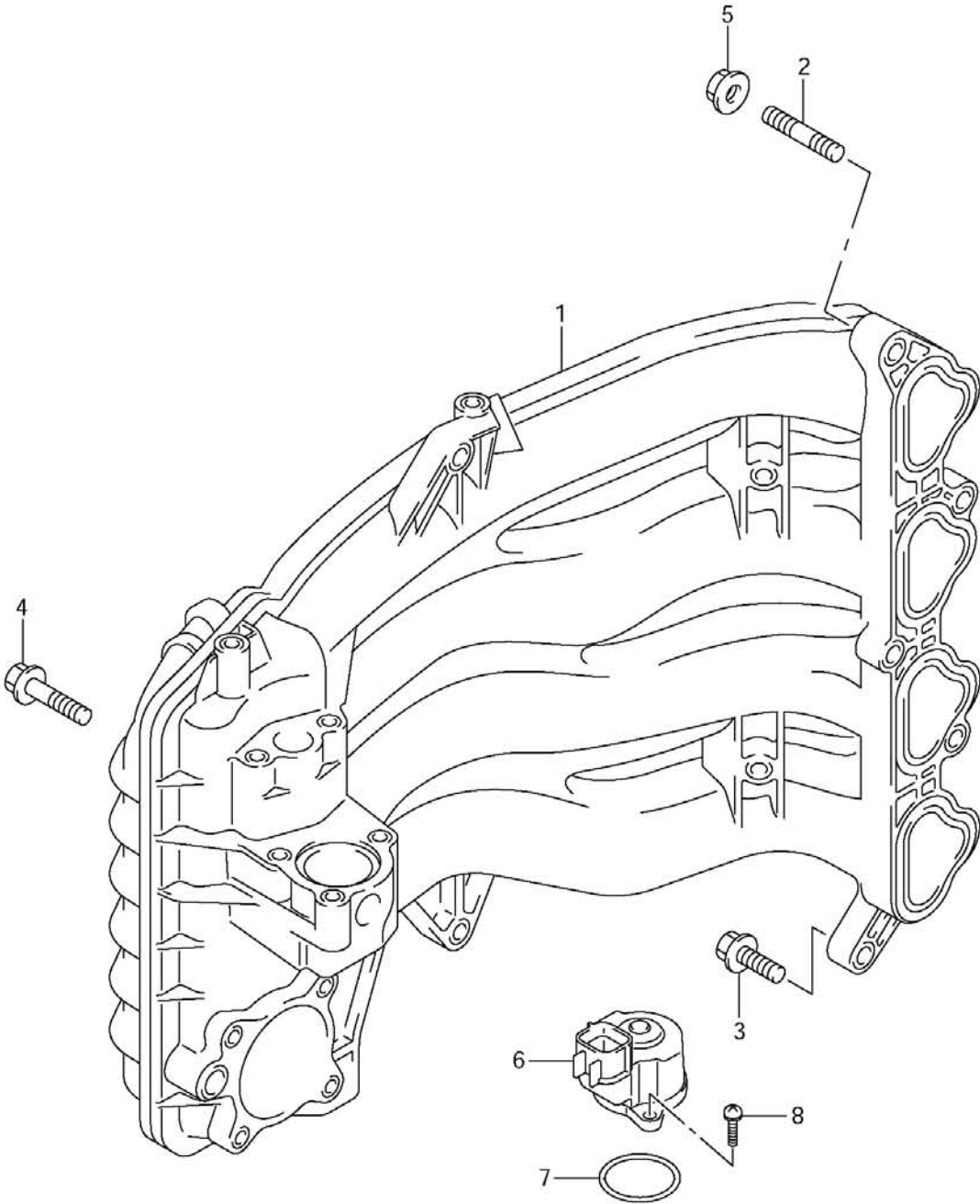


Fig.8 (B-11 ) SILENCER

Ref #	Part Number	Description	Qty	Remarks
1	13710-99E00	ARRESTER, FLAME	1	
2	13810-87L00	SILENCER	1	
3	13813-87L00	HOLDER, FLAME ARRESTER	1	
4	09116-06215	BOLT, SILENCER	2	
5	09169-06075	WASHER, SILENCER	2	
6	09320-09039	CUSHION, SILENCER COVER	2	

FIG.8

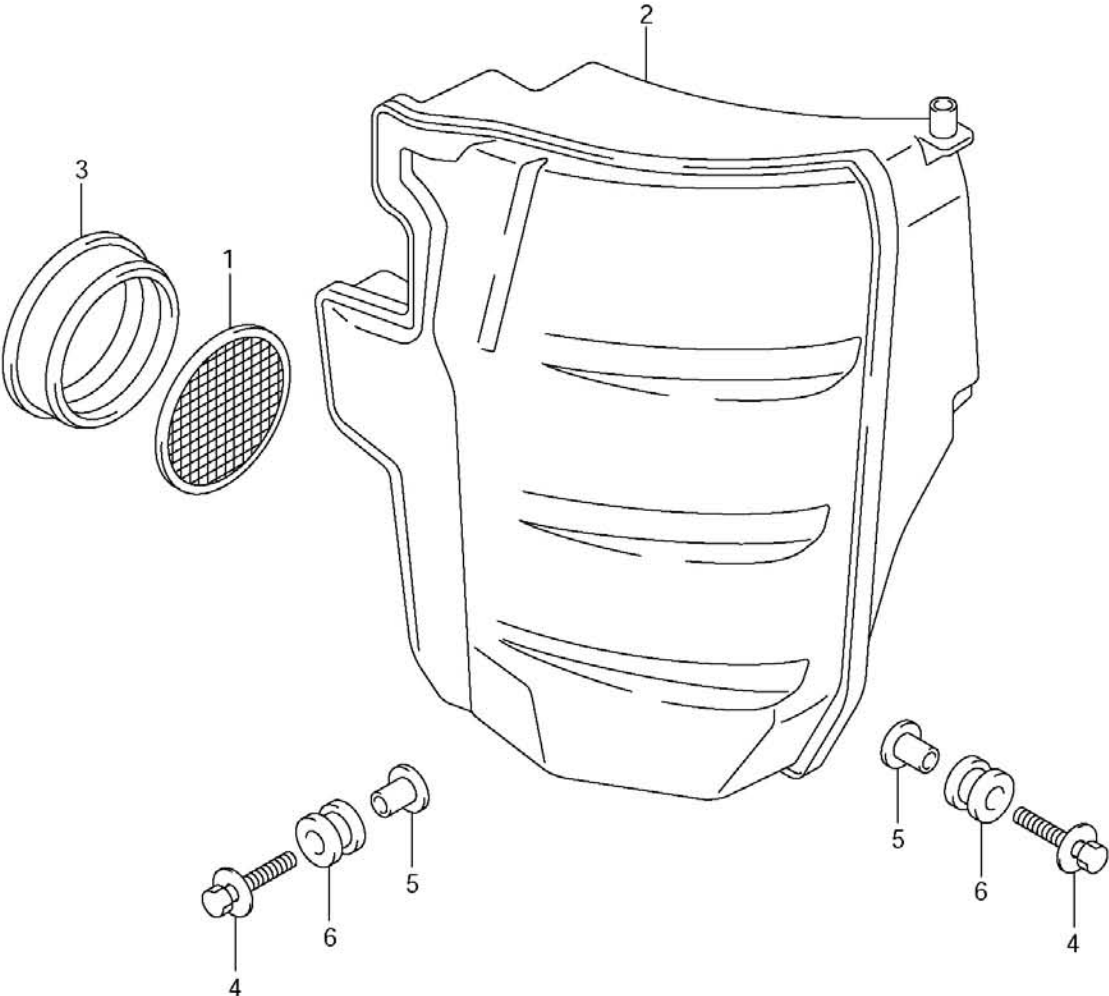


Fig.9 (B-12 ) EXHAUST COVER

Ref #	Part Number	Description	Qty	Remarks
1	14141-87L00	COVER, EXHAUST	1	
2	14151-87L00	GASKET, EXHAUST COVER	1	
3	01550-06307	BOLT, PORT	9	
4	11261-93J00	COVER, PROTECTION ANODE	1	
5	09280-22019	O RING	1	
6	55321-87J00	ANODE, PROTECTION	1	
7	09103-06281	BOLT, PROTECTION ANODE	1	
8	01550-08207	BOLT	1	

FIG.9

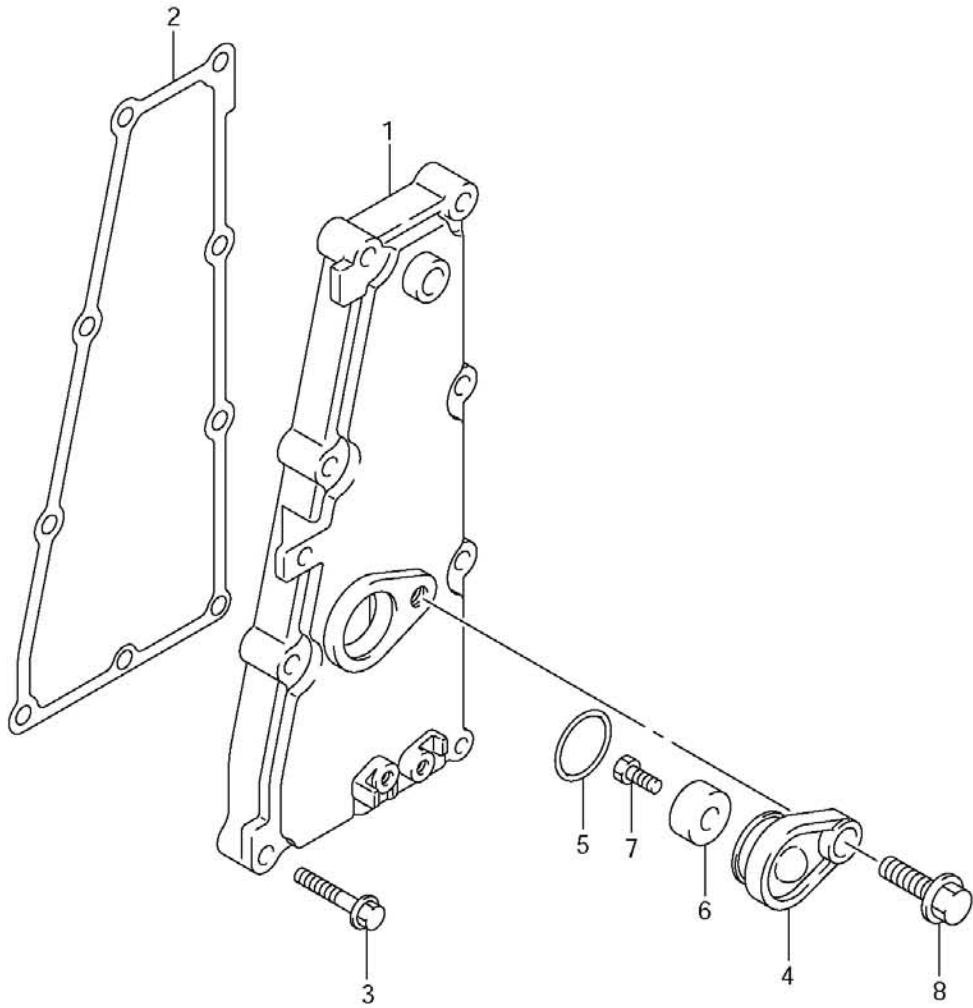


Fig.10 (C-2 ) FUEL VAPOR SEPARATOR

Ref #	Part Number	Description	Qty	Remarks
1-1	15600-87L00	SEPARATOR ASSY, FUEL VAPOR	1	
1-2	15600-87L20	SEPARATOR ASSY, FUEL VAPOR	1	DF70A:110001~ DF80A:110001~ DF90A:110001~
2	13370-99E00	.VALVE ASSY, NEEDLE	1	
3	13373-39110	.PLATE	1	
4	15200-90J00	.PUMP ASSY, FUEL	1	
5	15626-90J00	.SEAL	1	
6	15628-99E00	.SCREW (L:15)	5	
7	15629-99E10	.SCREW, DRAIN	1	
8	15641-90J00	.SPACER	1	
9	15642-90J00	.FILTER	1	
10	15650-99E00	.FLOAT	1	
11	15654-99E00	.PIN	1	
12	15683-87J00	.HOSE, DRAIN	1	L:240->175
13	15760-87L00	.REGULATOR	1	
14	02112-0408A	.SCREW	1	
15	02112-0510A	.SCREW	1	
16	15647-93J00	.BUSH	1	
17	13671-13F00	.CLIP	1	
18	09116-06202	BOLT	3	
19	09169-06075	WASHER	3	
20	09320-09039	CUSHION	3	
21	09352-50823-600	HOSE	1	L:600->460
22	09401-08412	CLIP, EVAPORATION HOSE	1	
23	18498-87JC0	PROTECTOR, EVAP HOSE	1	L:450->390
24	09403-12320	CLAMP	1	
25	01550-06127	BOLT	1	

FIG.10

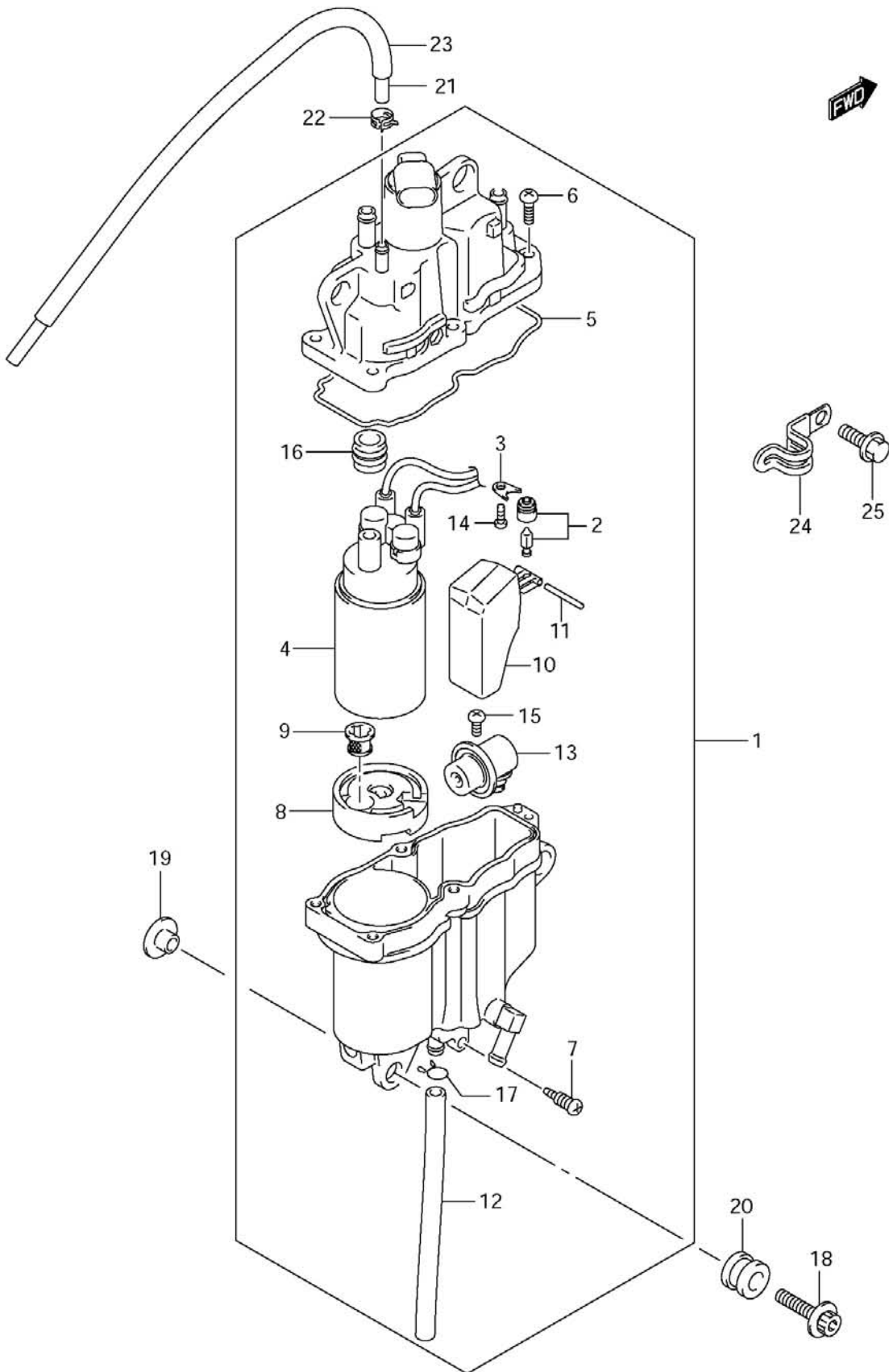


Fig.11 (C-3 ) FUEL INJECTOR

Ref #	Part Number	Description	Qty	Remarks
1	15440-87L10	FILTER ASSY, FUEL	1	
2	15422-96J00	.CLAMP	2	
3	01550-06167	BOLT	2	
4	09408-00233	CLAMP, FUEL HOSE	1	
5	15710-87L00	INJECTOR ASSY, FUEL	4	
6	09320-08062	CUSHION	4	
7	15751-87L00	PIPE, DELIVERY	1	
8	01550-08257	BOLT	2	
9	01550-12167	PLUG	1	
10	15770-87L00	COOLER, FUEL	1	
11	15775-87L00	BRACKET, FUEL COOLER	1	
12	01550-06167	BOLT	5	
13	15773-90J00	UNION, FUEL HOSE	1	
14	15830-93J00	UNION, 3 WAY FUEL HOSE	1	
15	09363-08004	UNION, FUEL HOSE	2	
16	09360-12008	BOLT, UNION	2	
17	09168-12013	GASKET, UNION	6	
18	15681-87L11	HOSE (FILTER TO 3 WAY)	1	
19-1	15681-96J20	HOSE (COOLER TO 3 WAY)	1	
19-2	15681-87L00	HOSE (COOLER TO 3 WAY)	1	DF70A:110001~ DF80A:110001~ DF90A:110001~
20-1	15682-87L01	HOSE (COOLER TO SEPARATOR)	1	
20-2	15682-87L10	HOSE (COOLER TO SEPARATOR)	1	DF70A:110001~ DF80A:110001~ DF90A:110001~
21-1	09356-75137-600	HOSE	2	L:600->60
21-2	09343-75001-600	HOSE	2	DF70A:110001~ DF80A:110001~ DF90A:110001~
22	09401-11425	CLIP	10	



FIG.11

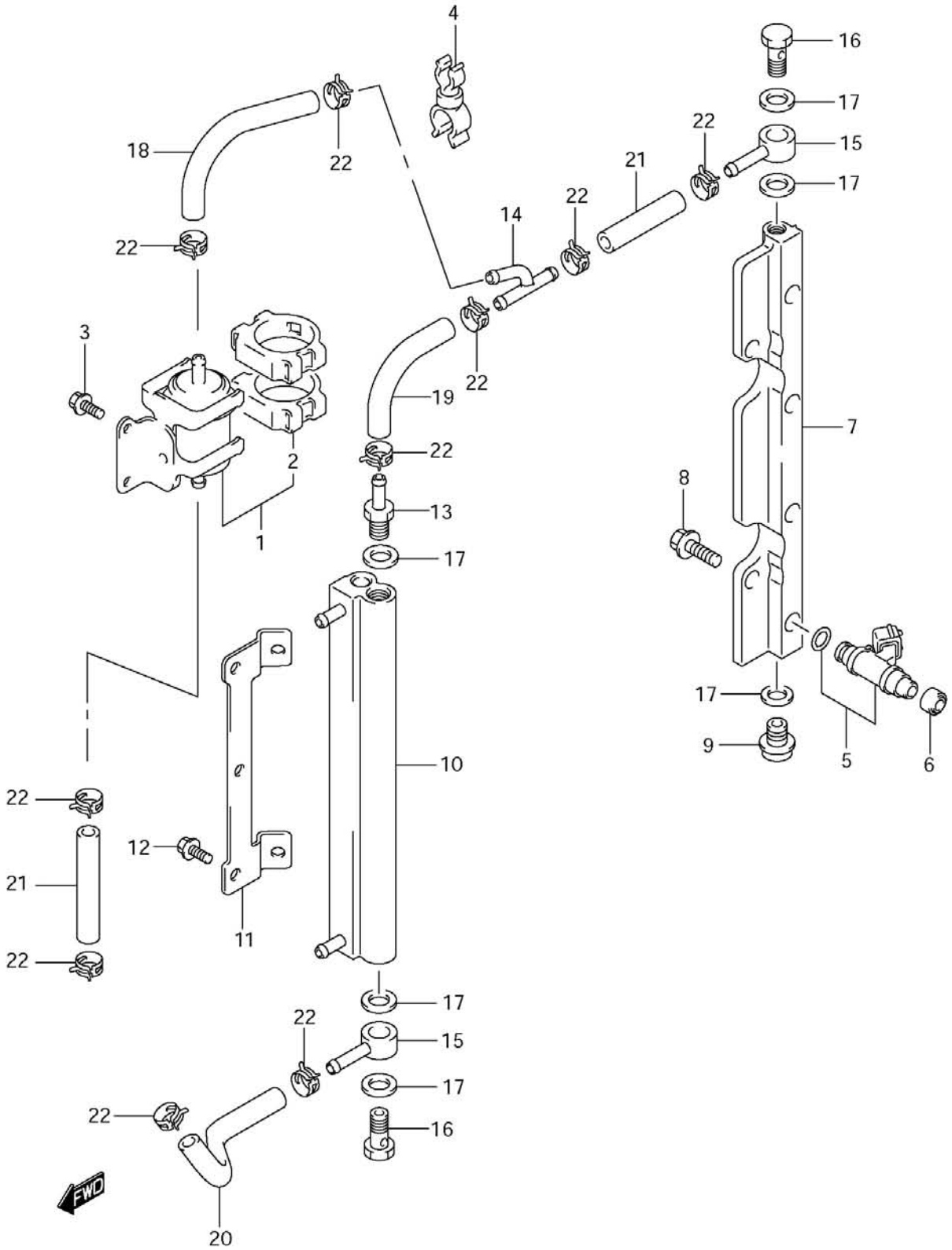


Fig.12 (C-4 ) FUEL PUMP

Ref #	Part Number	Description	Qty	Remarks
1	15100-90J1V	PUMP ASSY, FUEL	1	
2	01550-06257	BOLT	2	
3	09280-26005	O RING (D:2.4, ID:26.2)	1	
4	15410-87L00	FILTER, FUEL	1	
5	15419-87J00	.CAP, FUEL FILTER	1	
6	09401-11423	.CLIP, FILTER CAP	1	
7	15422-96J00	CLAMP, FILTER	1	
8	15421-87L00	BRACKET, FUEL FILTER	1	
9	01550-06167	BOLT	2	
10-1	15190-90J20	HOSE, FUEL (JOINT TO FILTER)	1	
10-2	15190-90J30	HOSE, FUEL (JOINT TO FILTER)	1	DF70A:110001~ DF80A:110001~ DF90A:110001~
11-1	15192-87L10	HOSE, FUEL (FILTER TO PUMP)	1	
11-2	15192-87L11	HOSE, FUEL (FILTER TO PUMP)	1	DF70A:110001~ DF80A:110001~ DF90A:110001~
12-1	09355-70129-600	HOSE, FUEL (PUMP TO SEPARATOR)	1	L:600->510
12-2	09343-70503-600	HOSE	1	DF70A:110001~ DF80A:110001~ DF90A:110001~
13	18498-99E10	PROTECTOR, FUEL HOSE	1	L:610->230
14	18498-99E10	PROTECTOR, FUEL HOSE	1	L:610->450
15	09401-11423	CLIP	5	
16	09408-00121	CLAMP	1	~MODEL:10
17	09408-00233	CLAMP	1	DF70A:110001~ DF80A:110001~ DF90A:110001~

FIG.12

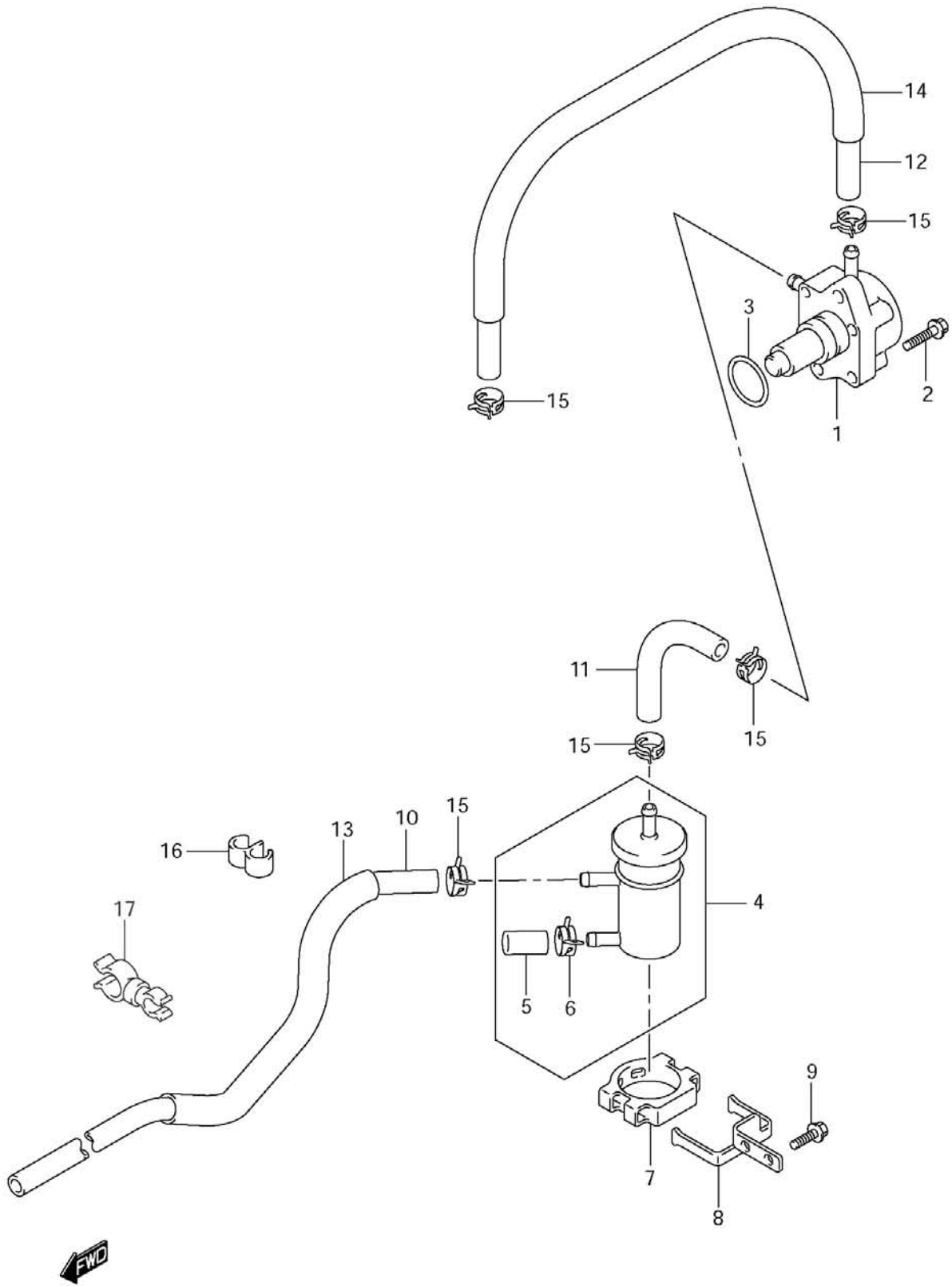


Fig.13 (C-5 ) WATER PUMP

Ref #	Part Number	Description	Qty	Remarks
1	17410-99E10	CASE, WATER PUMP	1	
2	17461-87E12	IMPELLER, WATER PUMP	1	
3	17471-87L00	PANEL, PUMP CASE UNDER	1	
4	17472-87L00	GASKET, PUMP CASE PANEL	1	
5-1	17561-87L00	TUBE, WATER (L)	1	
5-2	17561-87L10	TUBE, WATER (X)	1	
5-3	17561-87L20	TUBE, WATER (L)	1	DF70A:010754~ DF80A:010136~ DF90A:011036~
5-4	17561-87L30	TUBE, WATER (X)	1	DF70A:010754~ DF80A:010136~ DF90A:011036~
6	17562-87L00	BUSH, WATER TUBE UPPER	1	
7	17563-87D00	BUSH, WATER TUBE LOWER	1	
8	17564-87D00	BUSH, WATER PUMP CASE	1	
9	17631-87L00	FILTER, WATER PORT SIDE	1	
10	17632-87L00	FILTER, WATER STBD SIDE	1	
11	29116-93J10	BOLT	4	
12	09161-16008	WASHER	2	
13	09202-06031	PIN, KNOCK	2	
14	09420-04009	KEY	1	
15	09132-04034	SCREW (4X18)	1	
16	17413-99E11	SLEEVE, WATER PUMP CASE	1	
17	17416-99E10	SEALING, WATER PUMP CASE NO.1	1	
18	17400-87L01	WATER PUMP REPAIR KIT	1	OPT

FIG.13

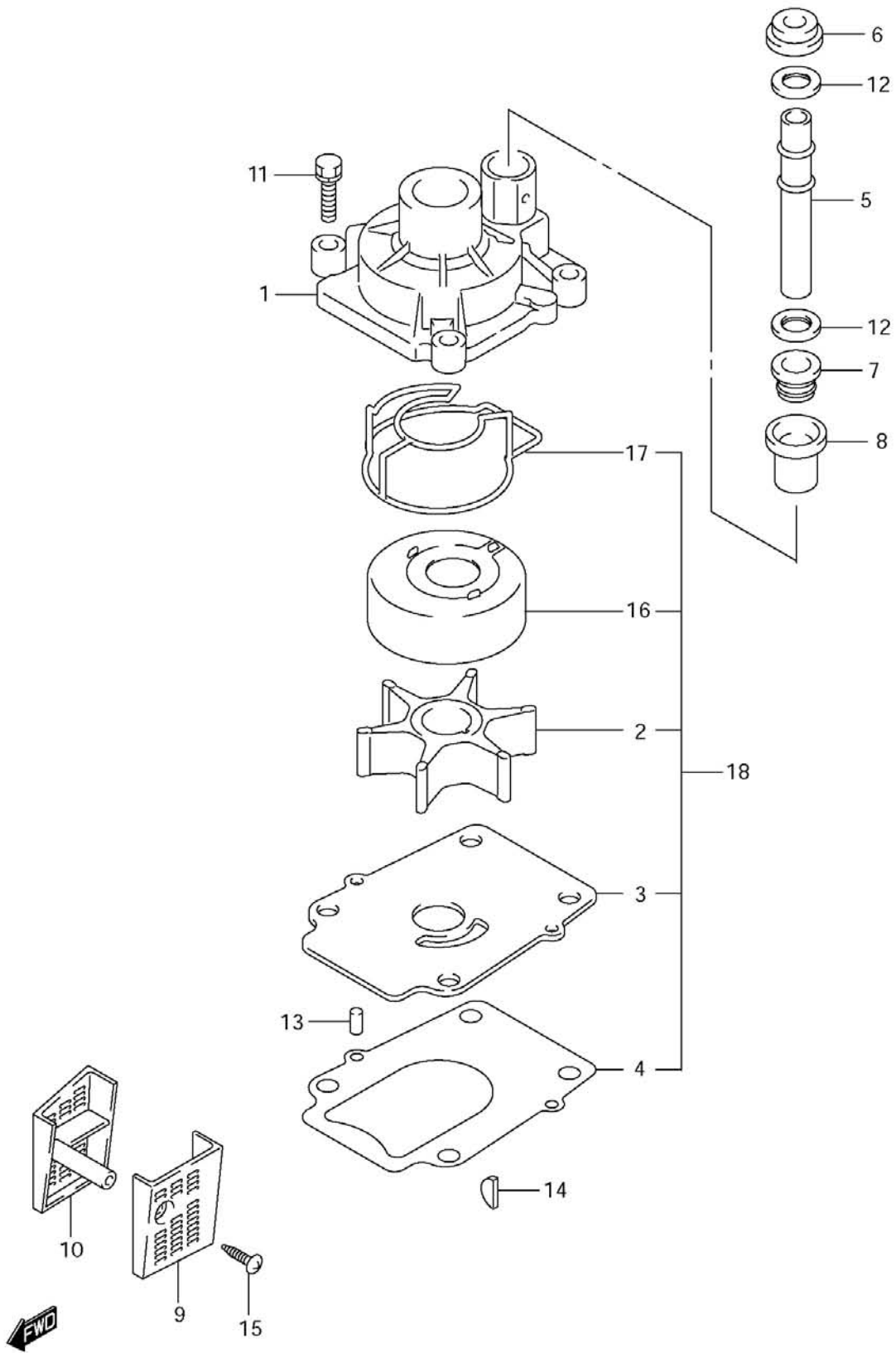


Fig.14 (C-6 ) THERMOSTAT

Ref #	Part Number	Description	Qty	Remarks
1	11196-87L00	HOSE, WATER RETURN	1	
2	17611-90J00-0EP	COVER, WATER PRESS VALVE	1	
3	17660-99E01	VALVE, WATER PRESSURE	1	
4-1	17670-90J00	THERMOSTAT (60 $\beta$ C)	1	
4-2	17670-90J10	THERMOSTAT (71 $\beta$ C)	1	OPT
5	17681-87L00	COVER, THERMOSTAT	1	
6	17685-87L00	SEAL, THERMOSTAT COVER	1	
7	01550-06307	BOLT, THERMOSTAT COVER	2	
8	09116-06121	BOLT, WATER PRESS VALVE COV (6X25)	2	
9	09280-26006	O RING (D:3.1, ID:26.4)	1	
10	09401-26408	CLIP, WATER RETURN HOSE	2	
11	17915-87L00	HOSE, WATER FLUSH	1	
12	09401-15414	CLIP, FLUSH HOSE	2	
13	09352-50903-600	HOSE (UNION TO COOLER)	1	L:600->200
14	09352-50903-00B	HOSE (COOLER TO HOLDER)	1	L:600->560
15-1	09401-08413	CLIP	4	
15-2	09401-08413	CLIP	3	DF70A:010754~ DF80A:010136~ DF90A:011036~
16	09408-00008	CLAMP	2	DF70A:~981176 DF80A:~980644 DF90A:~981826
17	18498-99EA0	PROTECTOR, WATER HOSE (L:80)	1	
18	09407-11401	CLAMP, WATER HOSE	1	DF70A:981177~ DF80A:980644~ DF90A:981827~

FIG.14

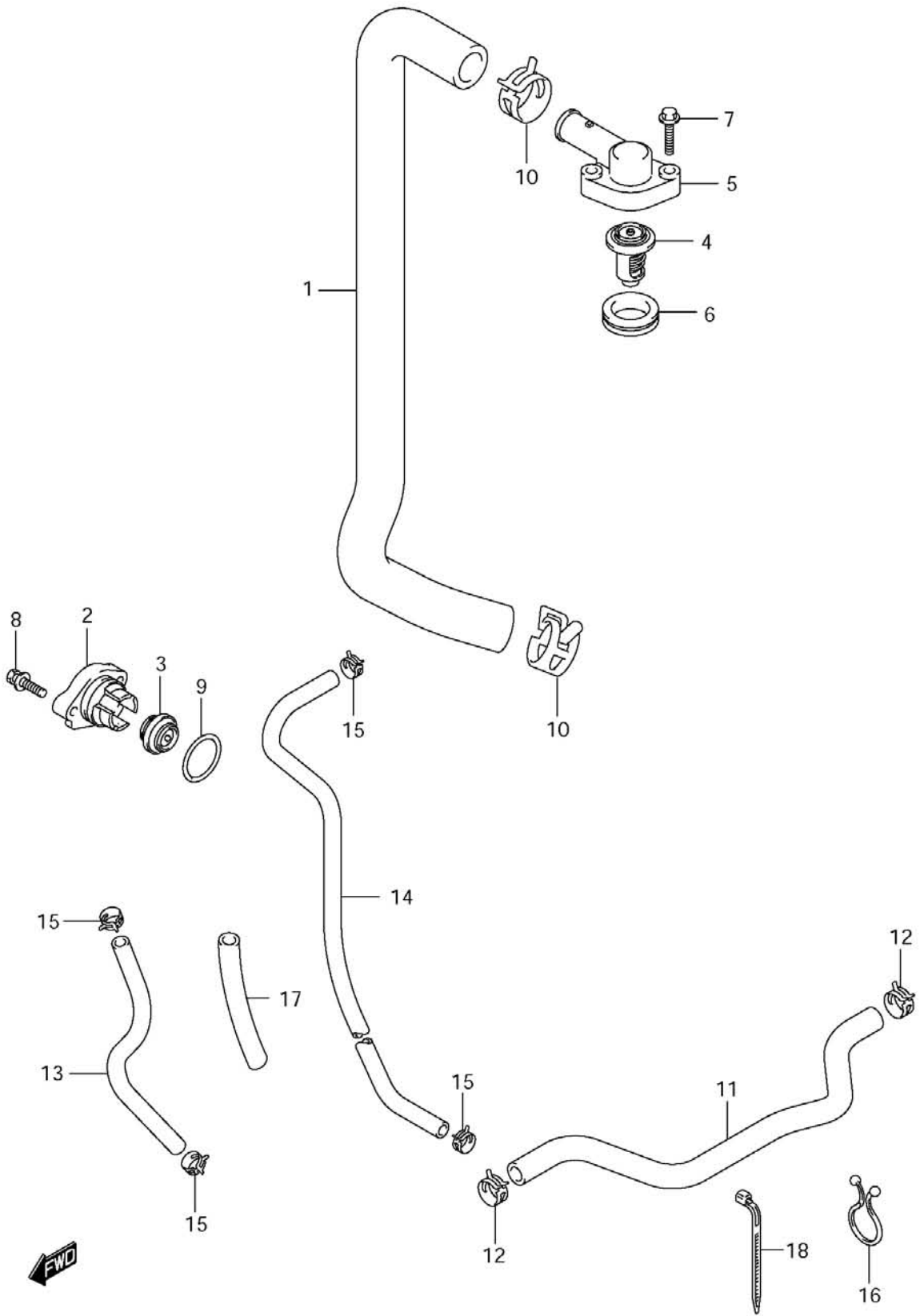


Fig.15 (C-7 ) THROTTLE BODY

Ref #	Part Number	Description	Qty	Remarks
1	13300-87L00	BODY ASSY, THROTTLE	1	
2	13315-87L00	BRACKET, THROTTLE BODY	1	
3	01550-06507	BOLT, THROTTLE BODY	2	
4	01550-06167	BOLT, THROTTLE BODY NO.2	3	
5	01550-06557	BOLT, THROTTLE BODY NO.3	2	
6	09160-06084	WASHER, THROTTLE BODY	1	
7	13510-87L00	ROD, THROTTLE	1	
8	19115-87L00	HOLDER, THROTTLE LEVER	1	
9	19120-87L00	LEVER, THROTTLE	1	
10	19131-95502	CONNECTOR, THROTTLE ROD	1	
11	09140-05005	NUT, THROTTLE ROD	1	
12	09160-06046	WASHER (6.5X20X1.5)	1	
13	09180-06186	SPACER, THROTTLE LEVER	1	
14	01550-06357	BOLT, THROTTLE LEVER	1	
15	01550-08307	BOLT, THROTTLE LEVER HOLDER	2	



FIG.15

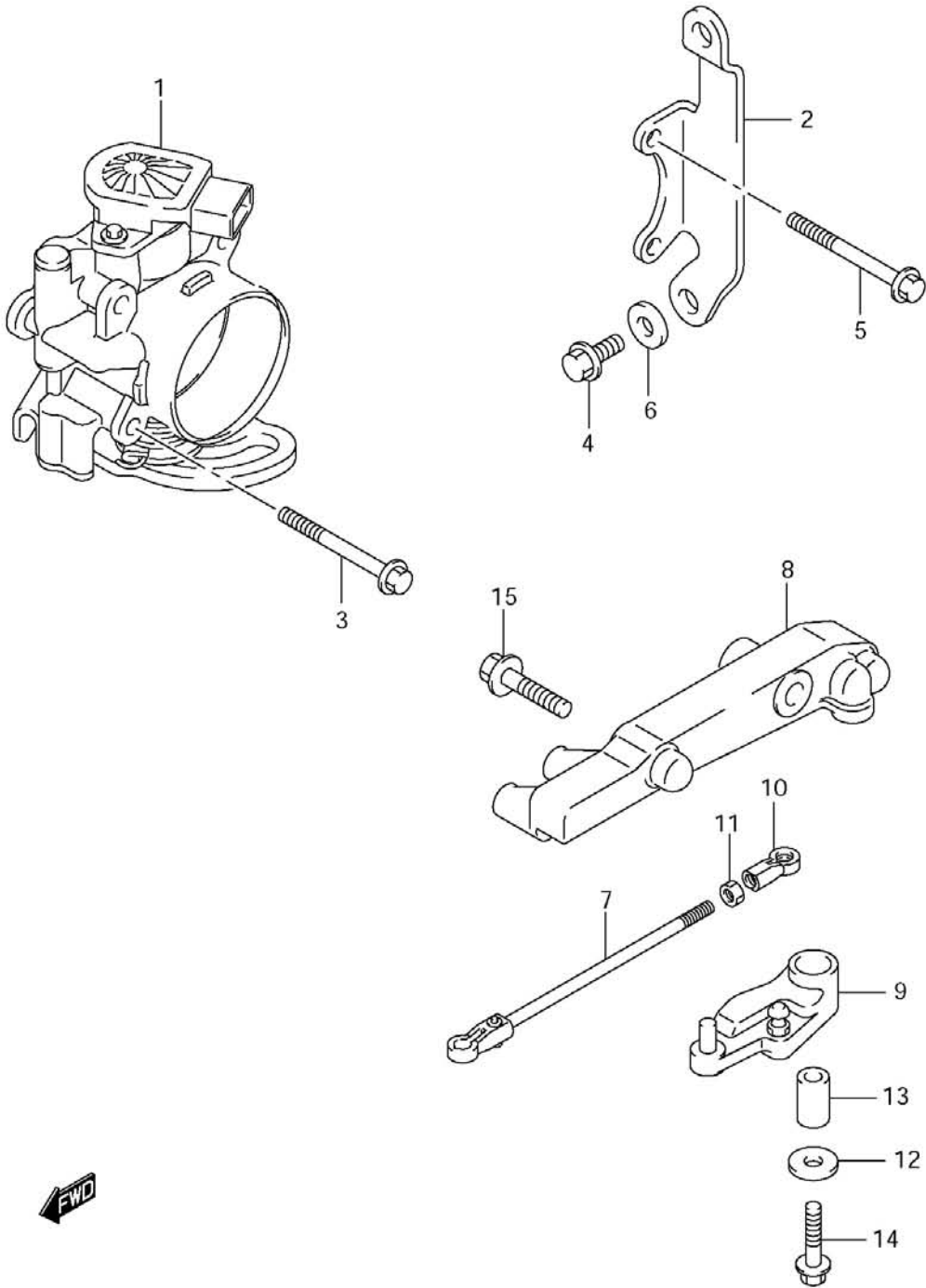


Fig.16 (C-8 ) OIL PUMP

Ref #	Part Number	Description	Qty	Remarks
1	16400-87L00	PUMP ASSY, OIL	1	
2-1	07120-0660A	BOLT	4	
2-2	09103-06220	BOLT	4	DF70A:110001~ DF80A:110001~ DF90A:110001~
3	16440-99E00	VALVE, OIL RELIEF	1	
4	09168-16002	GASKET (16X22X2.0)	1	
5	16520-87L00	STRAINER, OIL PUMP	1	
6	09280-17002	O RING (D:2.4, ID:16.8)	2	
7	01550-0616A	BOLT	2	
8	16519-87L00	SEAL, ENGINE HOLDER	1	
9	11241-73003	STAND, OIL FILTER	1	
10-1	16510-61A20	FILTER ASSY, OIL	1	
10-2	16510-61A30	FILTER ASSY, OIL	1	DF70A:110001~ DF80A:110001~ DF90A:110001~
11	16531-87L00	CASE, OIL FILTER ADAPTER	1	
12	16539-87L00	GASKET, ADAPTER CASE	1	
13	01550-08307	BOLT, ADAPTER CASE	2	
14	09246-05006	PLUG, OIL GALLERY	1	

FIG.16

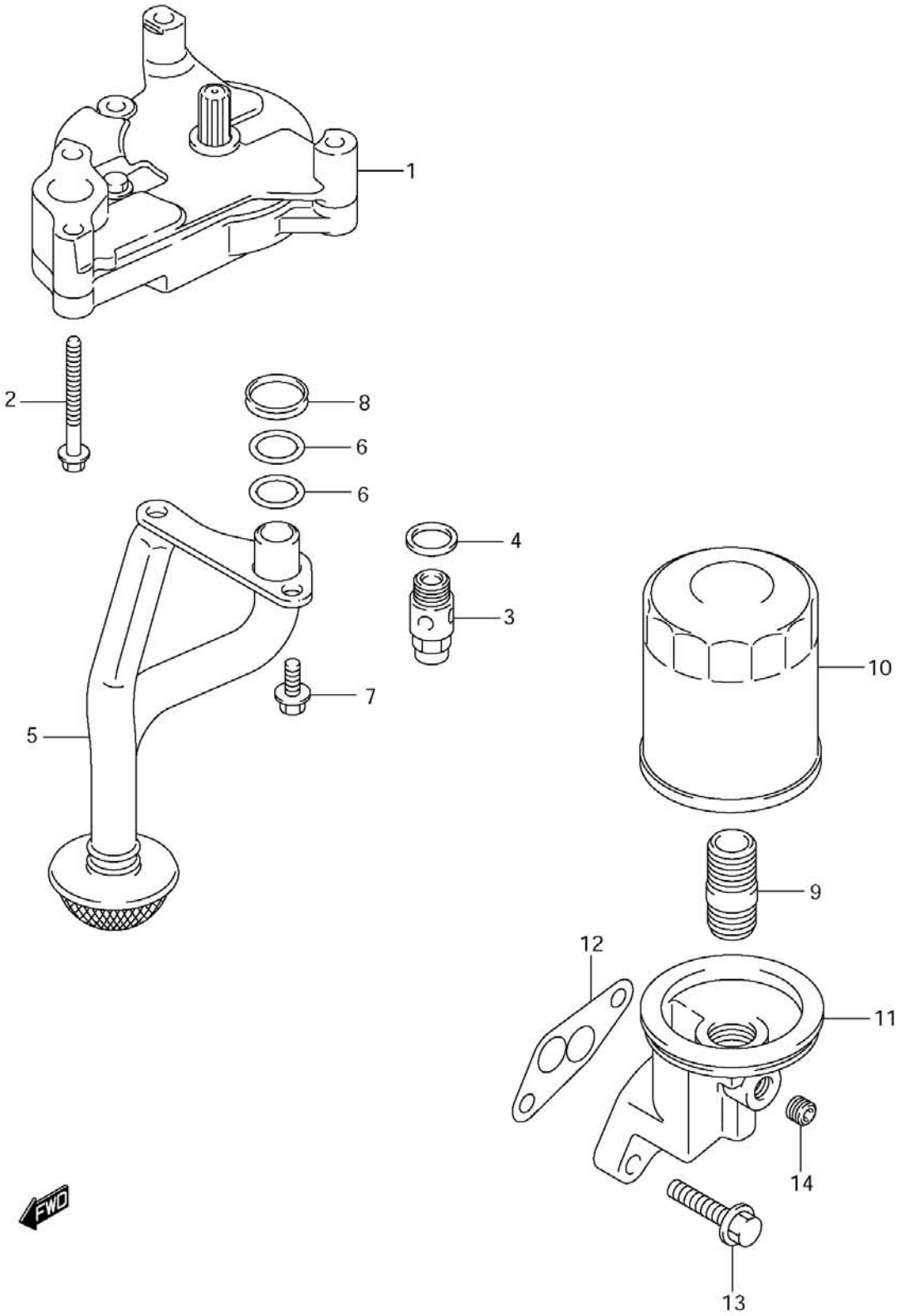


Fig.17 (C-9 ) OIL PAN

Ref #	Part Number	Description	Qty	Remarks
1	11489-87L00	GASKET, OIL PAN	1	
2-1	11501-87L00-0EP	PAN, OIL	1	->11500-87L10-0EP OIL PAN SET
2-2	11501-87L10-0EP	PAN, OIL	1	DF70A:010754~ DF80A:010136~ DF90A:011036~
3	11541-87L00-0EP	PIPE, EXHAUST	1	
4	11542-87L00	GASKET, EXHAUST TUBE	1	
5	11551-87L00-0EP	COVER, WATER JACKET OIL PAN	1	
6	11552-87L00	GASKET, OIL PAN WTR JKT COV	1	
7	09116-06121	BOLT, OIL PAN WTR JKT COV	5	
8	17913-93J00	PLUG, WATER	1	
9	17914-93J00	GASKET, WATER PLUG	1	
10	09116-08128	BOLT, OIL PAN (8X40)	4	
11	09116-06204	BOLT, EXHAUST PIPE (W/WASHER)(L:20)	3	
12	29404-93J10	CLAMP, SPEEDOMETER HOSE	1	
13	09168-12012	GASKET, OIL DRAIN	1	
14	09248-12009	PLUG, OIL DRAIN	1	
15	09116-10129	BOLT, ENG (10X160)	6	
16	09116-10139	BOLT, ENG (10X44)	2	
17	16910-87L00	GAUGE, OIL LEVEL	1	
18	16930-87L00	GUIDE, OIL LEVEL GAUGE	1	
19	09280-09008	O RING (D:1.9, ID:9.8)	1	
20	01550-06127	BOLT	1	

FIG.17

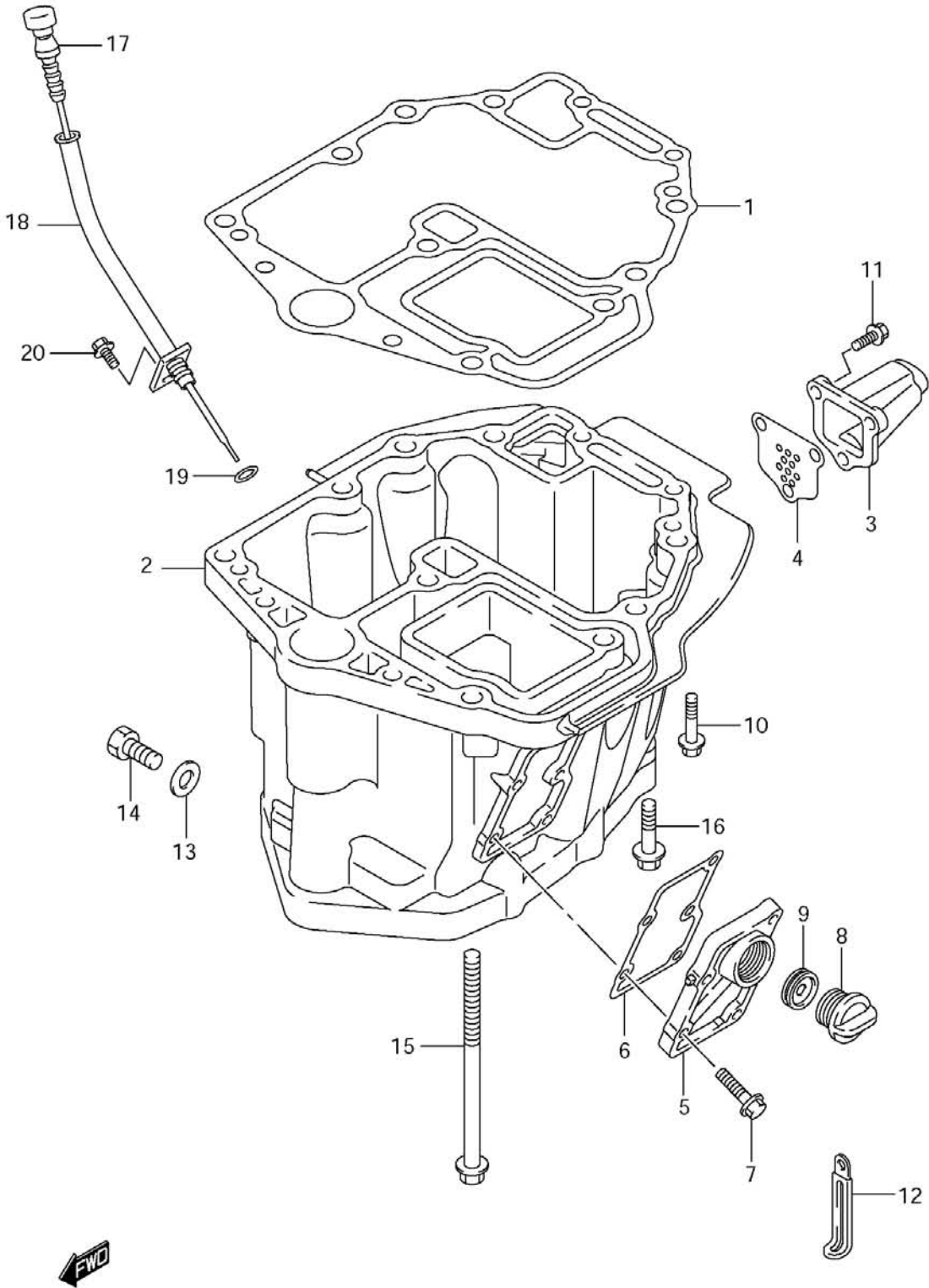


Fig.18 (D-2 ) CLUTCH SHAFT

Ref #	Part Number	Description	Qty	Remarks
1	21110-87L00	LEVER, CLUTCH	1	
2	21131-93J00	BUSH, CLUTCH LEVER	1	
3	21151-87L00	HOLDER, CLUTCH LEVER	1	
4	21152-87L00	PLATE, CLUTCH HOLDER	1	
5	21153-87L00	BUSH, CLUTCH LEVER	2	
6	21155-87L00	HOLDER, SHIFT SENSOR	1	
7	09306-10022	BUSH, SHIFT SENSOR HOLDER	1	
8	01550-06207	BOLT, SHIFT SENSOR HOLDER	1	
9	21157-87L00	SEAL, CLUTCH HOLDER	1	
10	23115-87L00	LINK, CLUTCH LEVER	1	
11	09160-09019	WASHER, LINK (9.2X16X1)	1	
12	09204-01006	PIN, CLUTCH LEVER LINK	1	
13	09307-09002	BUSH, CLUTCH LEVER LINK	1	
14	01550-06407	BOLT, HOLDER CLUTCH LINK	2	
15	09116-05010	BOLT, HOLDER PLATE (L:12)	3	
16	21210-87L00	SHAFT, CLUTCH	1	
17	09160-09019	WASHER, CL SHAFT (9.2X16X1)	1	
18	09204-01006	PIN, CLUTCH SHAFT	1	
19	09248-12005	PLUG, CLUTCH SHAFT	1	
20	09307-09002	BUSH, CLUTCH SHAFT	1	
21	11118-95J00	PLUG, NOTCH SPRING	1	
22	09205-10008	PIN, CLUTCH NOTCH SPRING	1	
23	09260-10005	BALL, CLUTCH NOTCH	1	
24	09440-07071	SPRING, CLUTCH NOTCH	1	
25	22511-99011	NIPPLE, GREASE	1	
26	09403-11320	CLAMP, FUEL HOSE	1	
27	08331-41359	CIRCLIP, CLUTCH SHAFT BEARING	1	

**FIG.18**

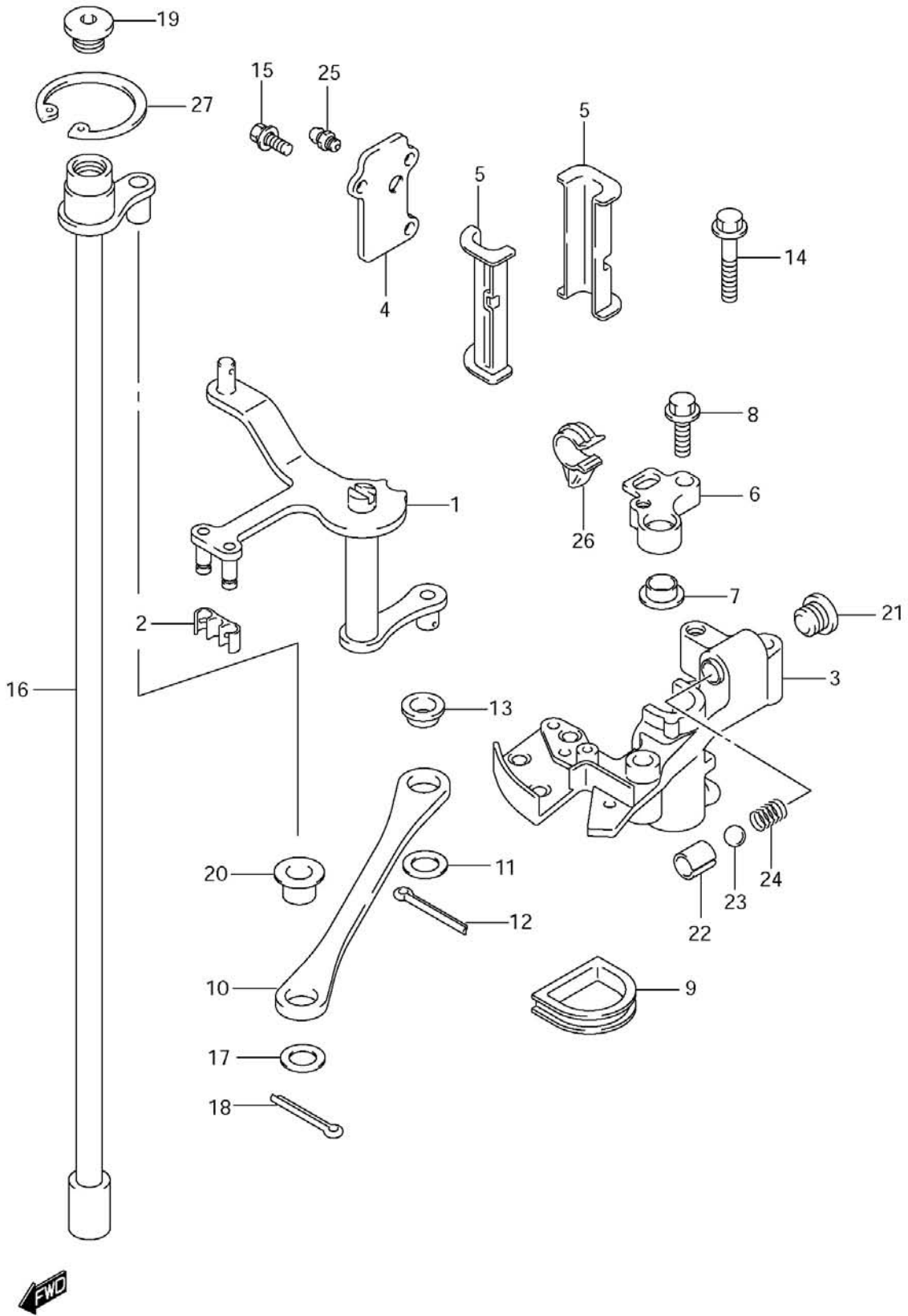


Fig.19 (D-3 ) CLUTCH ROD

Ref #	Part Number	Description	Qty	Remarks
1-1	25111-87L00	ROD, SHIFT (L)	1	
1-2	25111-87L10	ROD, SHIFT (X)	1	
2	25131-87L00	YOKE, SHIFTER	1	
3	25232-96302	MAGNET, GEAR CASE	1	
4	08332-1107A	E RING, SHIFT ROD	3	
5	25141-87L00	HOUSING, SHIFT ROD GUIDE	1	
6	25223-94400	COVER, GUIDE HSG OIL SEAL	1	
7	29116-93J00	BOLT, SHIFT ROD HSG (6X20)	1	
8	09280-55006	O RING, SHIFT GUIDE HSG (D:3.4, ID:53.4)	1	
9	09282-08005	SEAL, SHIFT ROD GUIDE HSG DUST	1	



FIG.19

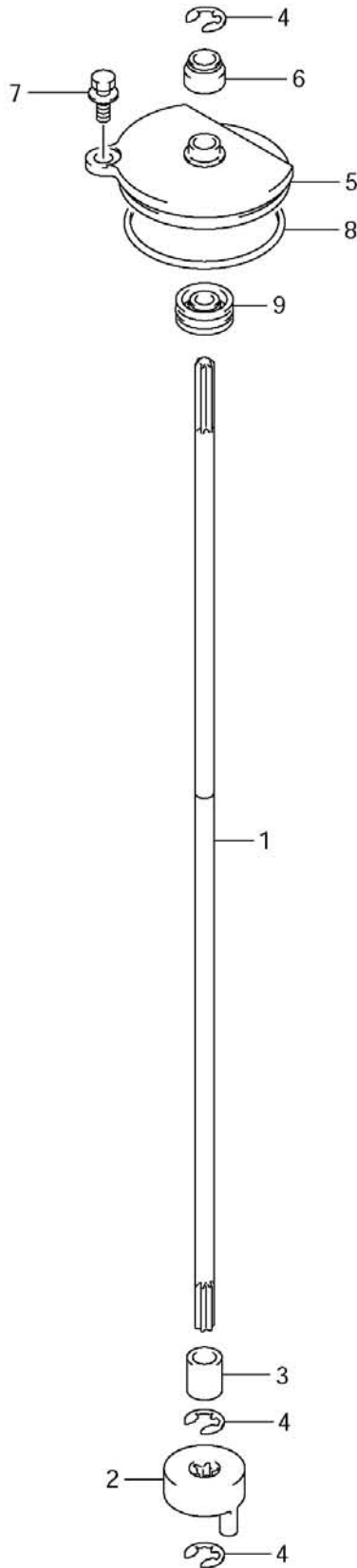


Fig.20 (D-4 ) TRANSMISSION

Ref #	Part Number	Description	Qty	Remarks
1-1	57110-87L00	SHAFT ASSY, DRIVE (L)	1	
1-2	57110-87L10	SHAFT ASSY, DRIVE (X)	1	
2	57133-87L00	COLLAR, DRIVE SHAFT	1	
3	09205-05011	PIN	1	
4	09265-25040	BEARING	1	
5	57300-87860	PINION/GEAR SET	1	
6	09263-25067	.BEARING, PROP SHAFT FWD (25X32X26)	1	
7	09265-40003	.BEARING, FWD GEAR (40X75X26)	1	
8	57500-87873	SHIM SET, DRIVE SHAFT	1	
9-1	09181-40186	.SHIM (40X52X0.50)	1	
9-2	09181-41002	.SHIM (41X52X0.55)	1	
9-3	09181-41003	.SHIM (41X52X0.60)	1	
9-4	09181-41004	.SHIM (41X52X0.65)	1	
9-5	09181-41005	.SHIM (41X52X0.70)	1	
9-6	09181-41006	.SHIM (41X52X0.75)	1	
9-7	09181-40190	.SHIM (40X52X0.80)	1	
9-8	09181-41008	.SHIM (41X52X0.85)	1	
9-9	09181-41009	.SHIM (41X52X0.90)	1	
9-10	09181-41010	.SHIM (41X52X0.95)	1	
9-11	09181-40195	.SHIM (40X52X1.00)	1	
9-12	09181-41012	.SHIM (41X52X1.05)	1	
9-13	09181-41013	.SHIM (41X52X1.10)	1	
9-14	09181-41014	.SHIM (41X52X1.15)	1	
10	09140-14024	NUT	1	
11-1	09181-25130	WASHER (25X32X0.5)	1	PROP SHAFT REV THRUST
11-2	09181-25139	WASHER (25X32X1.0)	1	
11-3	09181-25143	WASHER (25X32X1.09)	1	
11-4	09181-25149	WASHER (25X32X1.21)	1	
11-5	09181-25153	WASHER (25X32X1.3)	1	
11-6	09181-25072	WASHER (25X32X1.4)	1	
11-7	09181-25073	WASHER (25X32X1.5)	1	
11-8	09181-25074	WASHER (25X32X1.6)	1	
11-9	09181-25075	WASHER (25X32X1.7)	1	

FIG.20

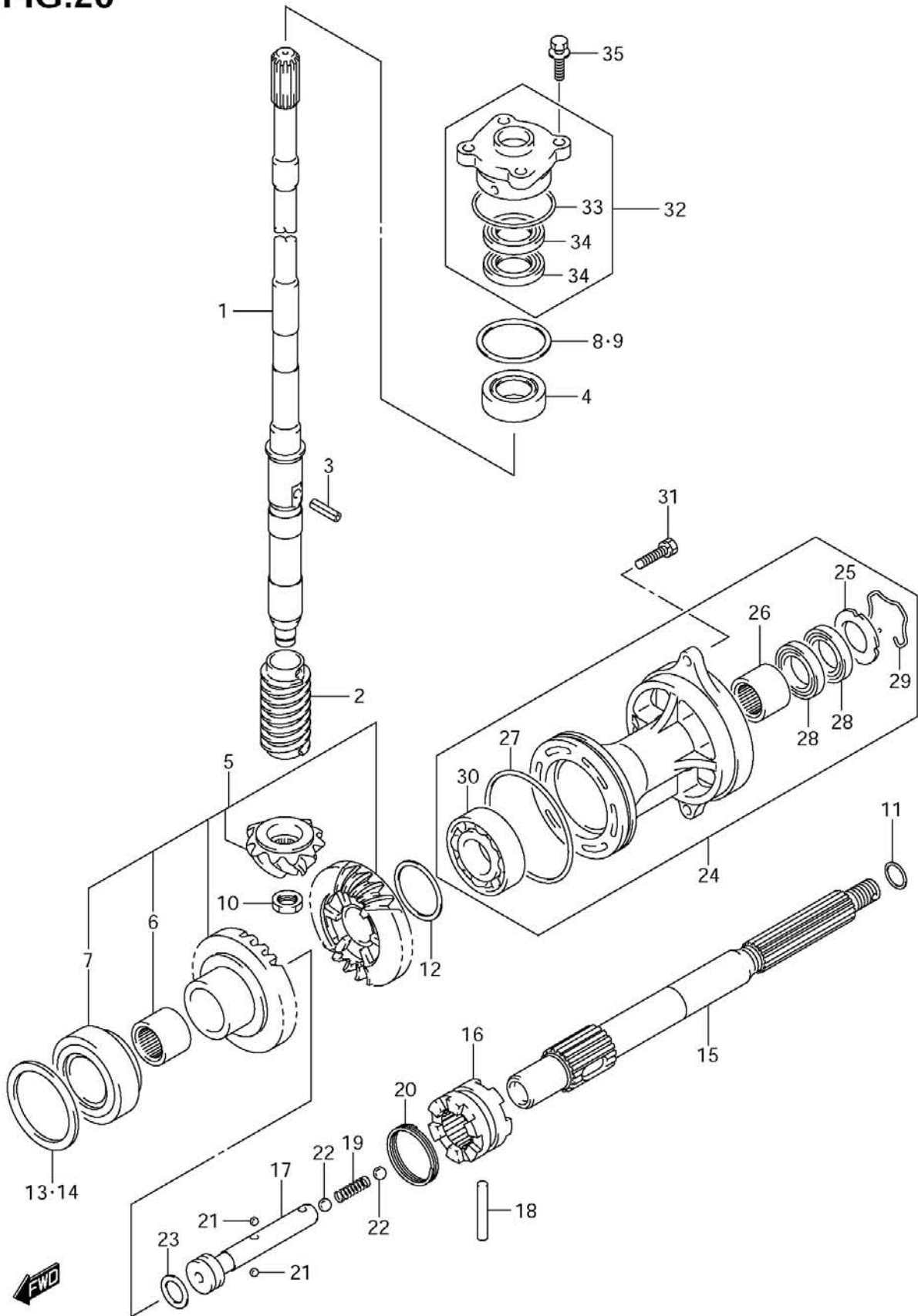


Fig.20 (D-5 ) TRANSMISSION

Ref #	Part Number	Description	Qty	Remarks
12-1	09181-40018	SHIM (40X46.8X0.55)	1	REV GEAR
12-2	09181-40004	SHIM (40X46.8X0.60)	1	
12-3	09181-40005	SHIM (40X46.8X0.65)	1	
12-4	09181-40006	SHIM (40X46.8X0.70)	1	
12-5	09181-40007	SHIM (40X46.8X0.75)	1	
12-6	09181-40008	SHIM (40X46.8X0.80)	1	
12-7	09181-40009	SHIM (40X46.8X0.85)	1	
12-8	09181-40010	SHIM (40X46.8X0.90)	1	
12-9	09181-40011	SHIM (40X46.8X0.95)	1	
12-10	09181-40012	SHIM (40X46.8X1.00)	1	
12-11	09181-40013	SHIM (40X46.8X1.05)	1	
13	57500-87882	SHIM SET, FORWARD GEAR	1	
14-1	09181-64002	.SHIM (64X75X0.55)	1	FWD GEAR
14-2	09181-64003	.SHIM (64X75X0.60)	1	
14-3	09181-64004	.SHIM (64X75X0.65)	1	
14-4	09181-64005	.SHIM (64X75X0.70)	1	
14-5	09181-64006	.SHIM (64X75X0.75)	1	
14-6	09181-64007	.SHIM (64X75X0.80)	1	
14-7	09181-64008	.SHIM (64X75X0.85)	1	
14-8	09181-64009	.SHIM (64X75X0.90)	1	
14-9	09181-64010	.SHIM (64X75X0.95)	1	
14-10	09181-64011	.SHIM (64X75X1.00)	1	
15	57610-87L00	SHAFT, PROPELLER	1	
16	57621-87L00	SHIFTER, CLUTCH DOG	1	
17	57631-87L00	PIN, CONNECTOR	1	
18	09202-07003	PIN, CLUTCH DOG SHIFTER	1	
19	09440-09043	SPRING, DETENT	1	
20	09440-42002	SPRING, CLUTCH DOG SHIFTER	1	
21	06111-07004	BALL, DETENT NO.1	2	
22	06111-11004	BALL, DETENT NO.2	2	
23	09181-25030	WASHER, FWD THRUST (25X32X3)	1	

FIG.20

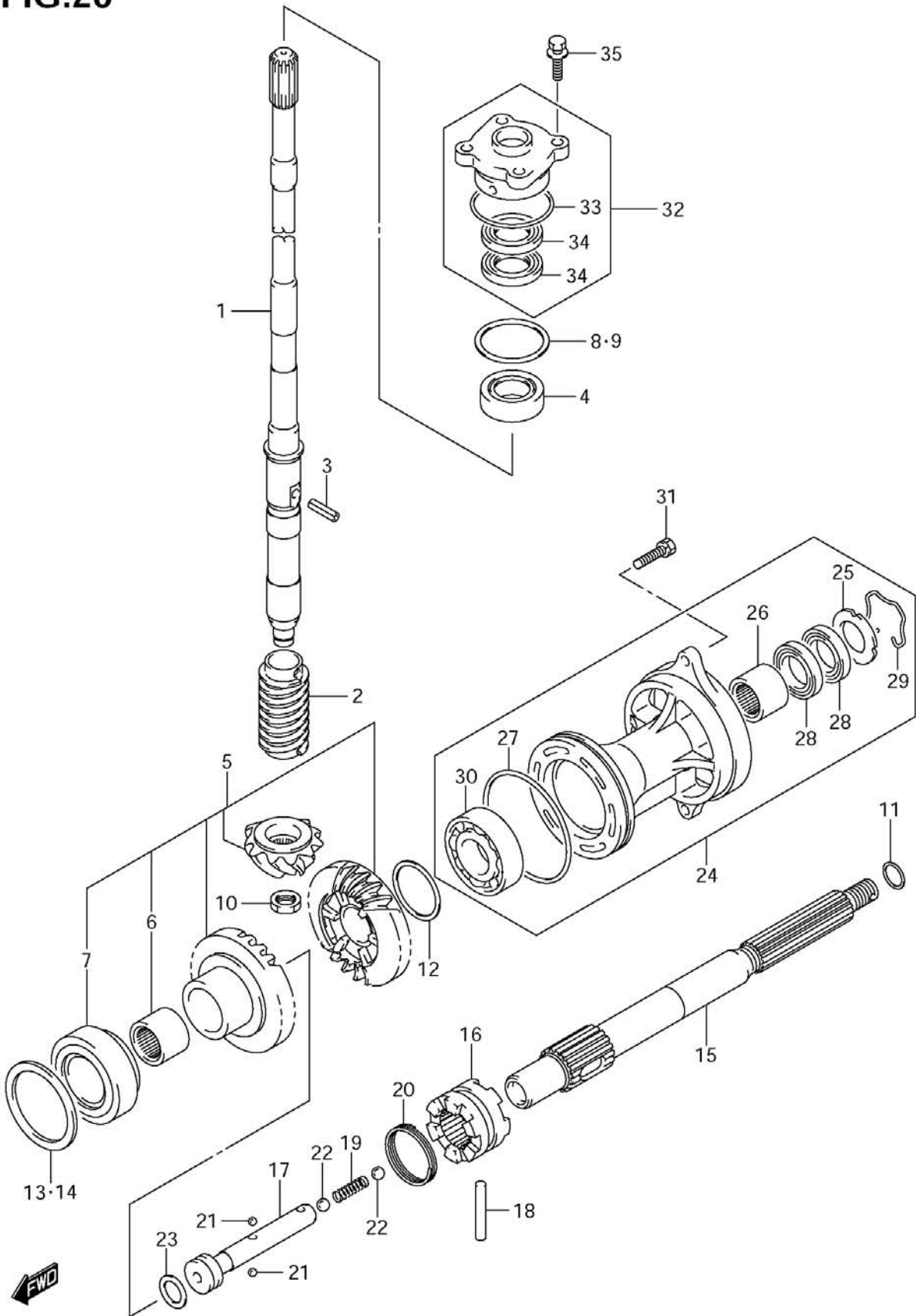


Fig.20 (D-6 ) TRANSMISSION

Ref #	Part Number	Description	Qty	Remarks
24-1	56120-87L00-0EP	HOUSING, PROP SHAFT BRG	1	
24-2	56120-87L10-0EP	HOUSING, PROP SHAFT BRG	1	DF70A:110001~ DF80A:110001~ DF90A:110001~
25	56123-87L00	.WASHER, OIL SEAL PROTECTOR	1	
26	09263-25067	.BEARING (25X32X26)	1	
27	09280-92004	.O RING (D:3.1,ID:89.4)	1	
28	09282-25001	.OIL SEAL	2	
29	09387-38002	.RING	1	~MODEL:10
30	08113-60087	.BEARING	1	
31	09117-08047	BOLT (8X30)	2	
32	56130-87L00	HOUSING, DRIVE SHAFT OIL SEAL	1	
33	09280-46004	.O RING (D:3.5,ID:45.7)	1	
34	09282-22007	.OIL SEAL	2	
35	09117-08057	BOLT (8X25)	4	

FIG.20

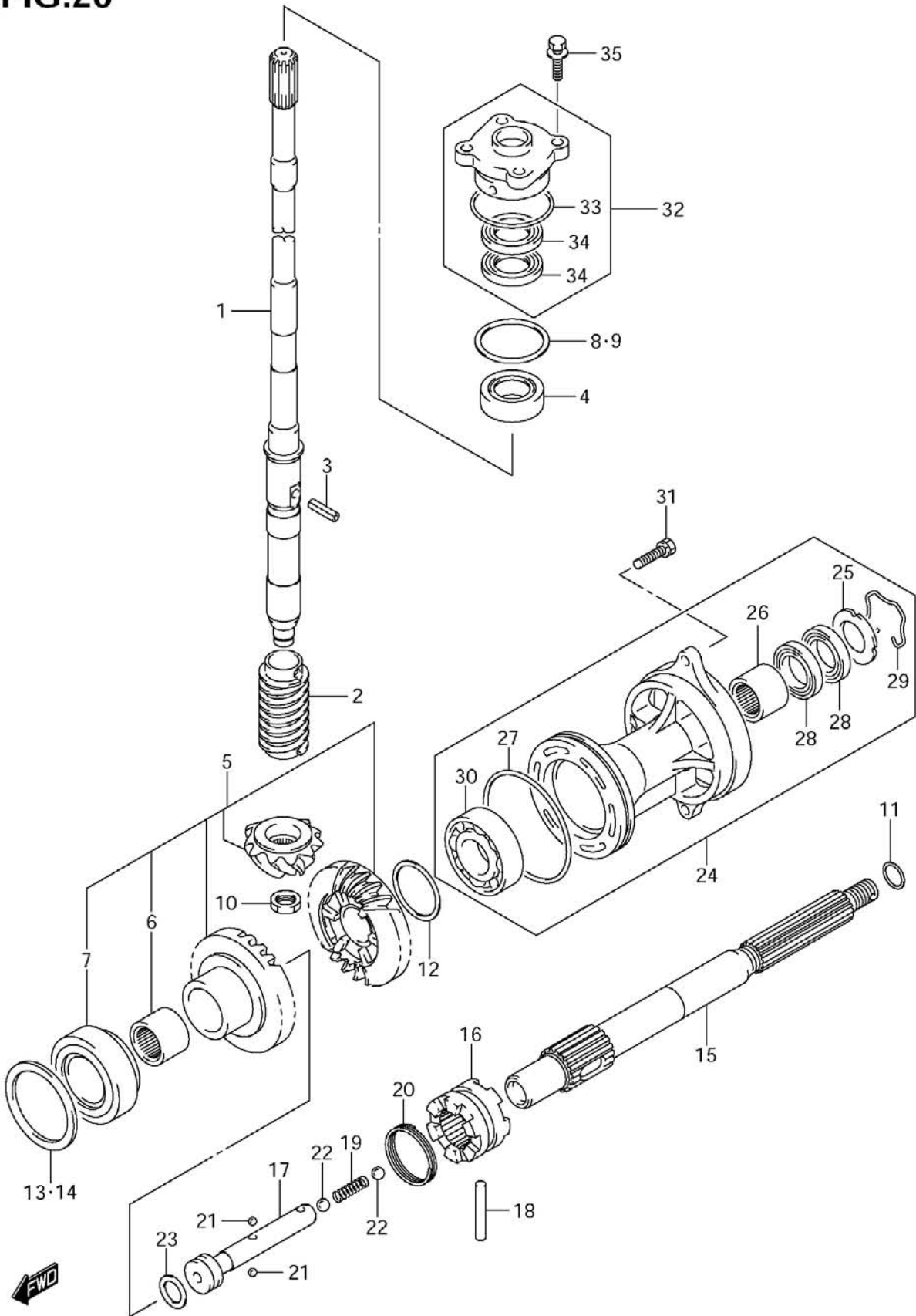


Fig.21 (E-2 ) STARTING MOTOR

Ref #	Part Number	Description	Qty	Remarks
1	31100-96J01	STARTING MOTOR	1	
2	31131-90J01	.BRUSH SET, PLUS	1	
3	31135-90J00	.SPRING	4	
4	31151-94J00	.CASE, GEAR	1	
5	31152-90J00	.PLATE, CENTER	1	
6	31153-90J00	.BRACKET, PLANET GEAR	1	
7	31171-96J00	.COVER KIT, DUST	1	
8	31173-90J01	.HOLDER, BRUSH	1	
9	31191-96J00	.LEVER, SHIFT	1	
10	31220-94J00	.SWITCH, MAGNET	1	
11	31310-90J00	.ARMATURE	1	
12	31320-93J00	.PINION	1	
13	31341-93J00	.SHAFT, PINION	1	
14	31343-90J00	.INTERNAL GEAR	1	
15	31344-90J00	.GEAR, PLANETARY	3	
16	31360-93J01	.WASHER SET	1	
17	31913-93J00	.TERMONAL	1	
18	31914-93J00	.CAP, TERMINAL	1	
19	31912-87L00	BAND, STARTING MOTOR	1	
20	31918-87L00	DAMPER, LOWER	1	
21	01550-06167	BOLT, LOWER	1	
22	01550-08207	BOLT, LOWER	1	
23	01550-08357	BOLT, UPPER	2	



FIG.21

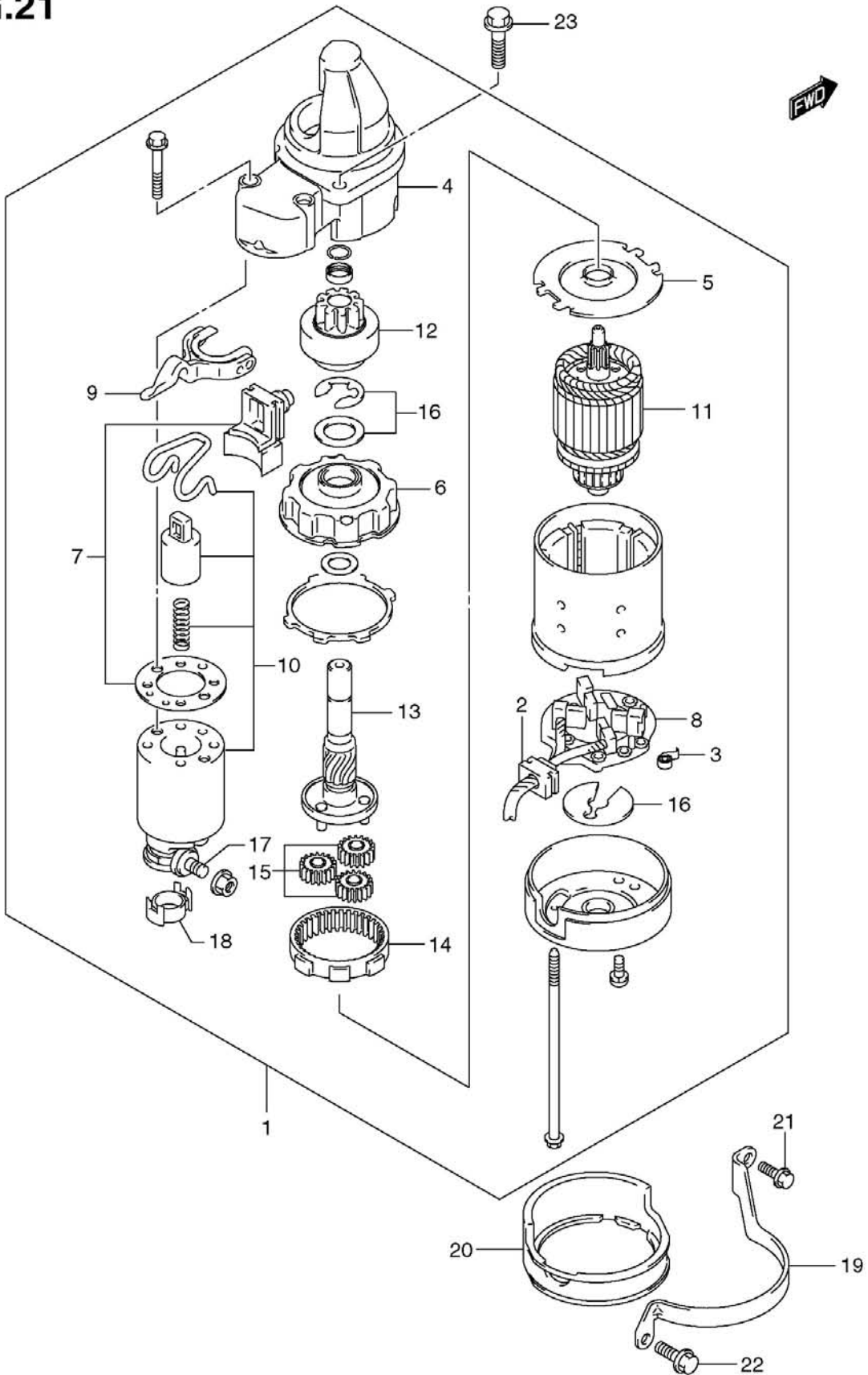


Fig.22 (E-3 ) MAGNETO

Ref #	Part Number	Description	Qty	Remarks
1	32102-87L00	FLYWHEEL	1	
2	09103-16004	BOLT, FLYWHEEL (16X50)	1	
3	09160-16047	WASHER, FLYWHEEL 16.5X48.5X4.5)	1	
4	09420-04008	KEY	1	
5-1	32120-87L00	COIL, BATTERY CHARGING	1	
5-2	32120-87L10	COIL, BATTERY CHARGING	1	DF70A:110001~ DF80A:110001~ DF90A:110001~
6	32160-87L00	COIL, IGNITION TIMING	1	
7	02112-35127	SCREW, IGNITION TIMING COIL	2	DF90A:~980463
7A	09106-05030	BOLT, IGNITION TIMING COIL	2	DF70A/80A DF90A:980464~
8	33220-58J20	SENSOR ASSY, CAM POSITION	1	
9	01547-06167	BOLT, CAM POSITION SENSOR	1	
10	09403-13408	CLAMP, STATOR LEAD WIRE	2	
11	01550-06127	BOLT, STATOR LEAD WIRE CLAMP	2	
12	09103-06282	BOLT, STATOR BASE (6X25)	3	
13	09403-11321	CLAMP, STATOR LEAD WIRE	1	~MODEL:10
14	09403-20301	CLAMP, STATOR LEAD WIRE	1	DF70A:110001~ DF80A:110001~ DF90A:110001~

FIG.22

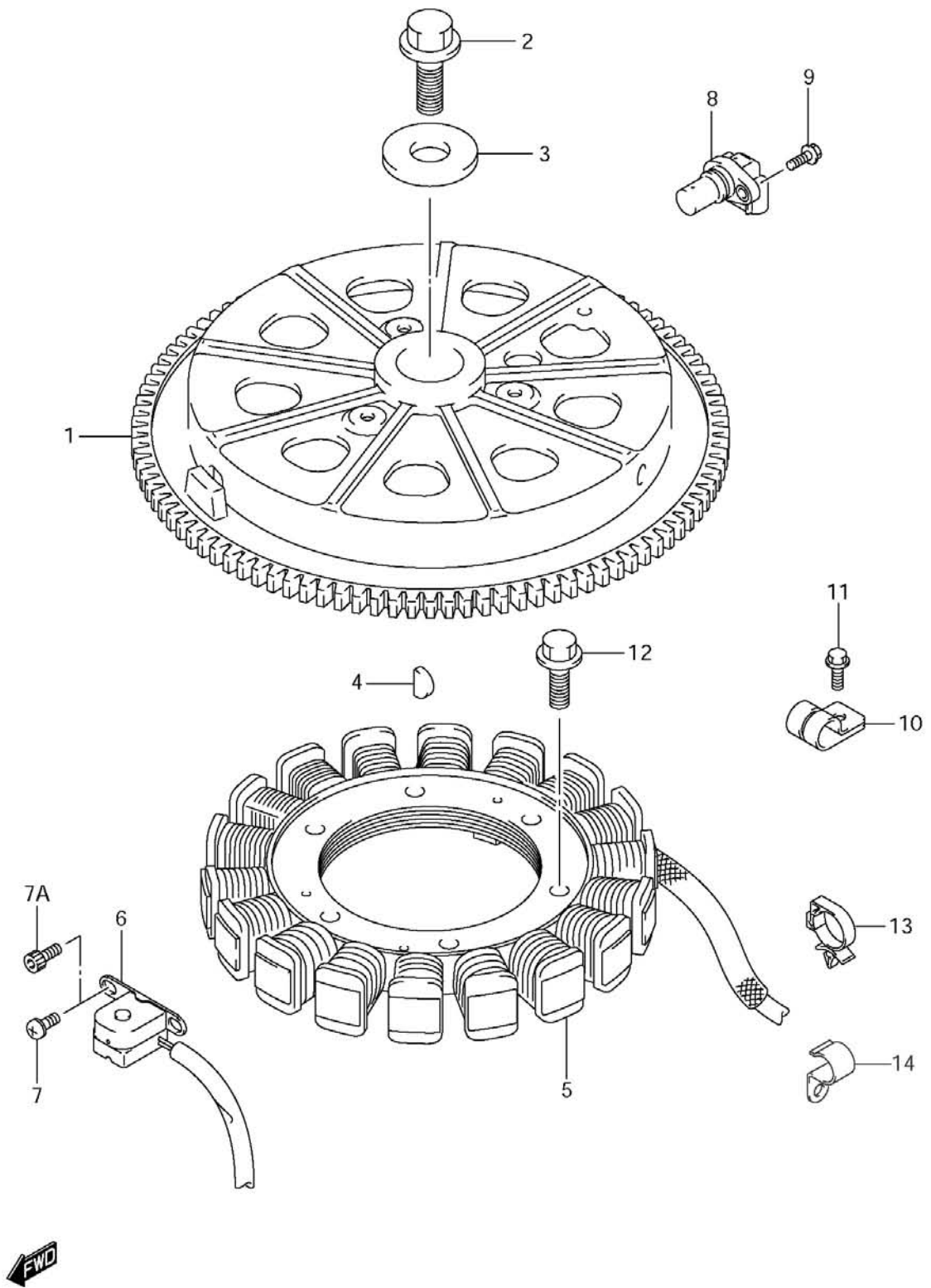


Fig.23 (E-4 ) RECTIFIER / IGNITION COIL

Ref #	Part Number	Description	Qty	Remarks
1	32800-87L00	RECTIFIER/REGULATOR ASSY	1	
2	01550-06257	BOLT, RECTIFIER/REGULATOR	2	
3	32890-87L00	HOLDER, ELECTRIC PARTS	1	
4	09116-06202	BOLT, ELECTRIC PARTS HOLDER (6X25)	2	
5	01550-06257	BOLT, ELECTRIC PARTS HOLDER	1	
6	09169-06062	WASHER, ELECTRIC PARTS HOLDER	3	
7	09320-09016	CUSHION, ELECTRIC PARTS HOLDER	3	
8	33410-87L00	COIL ASSY, IGNITION	4	
9	01547-06207	BOLT, IGNITION COIL	4	

FIG.23

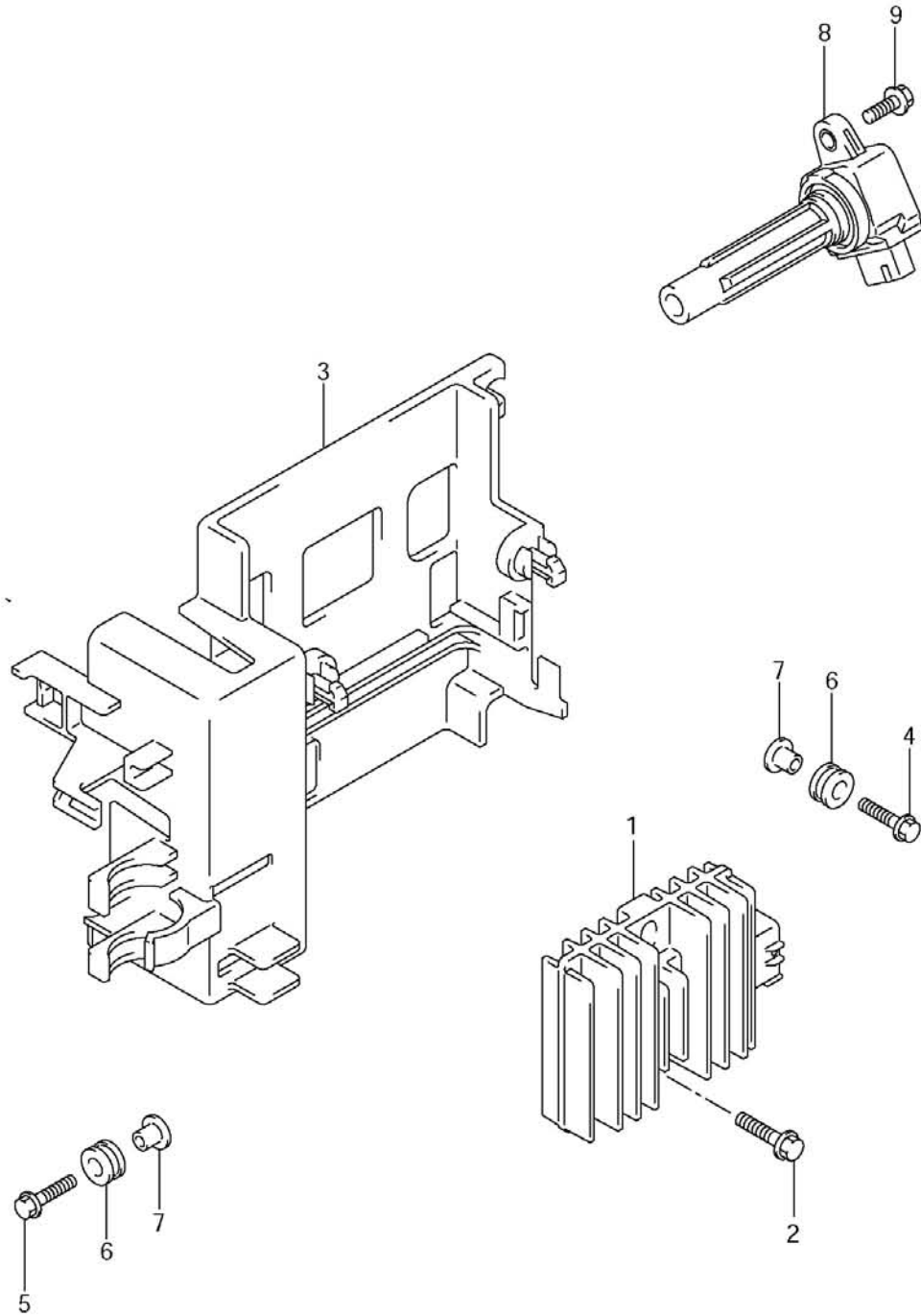


Fig.24 (E-5 ) SENSOR

Ref #	Part Number	Description	Qty	Remarks
1	13650-52G00	SENSOR, INLET AIR TEMP	1	
2	13655-87J00	GROMMET, AIR TEMP SENSOR	1	
3	18590-68H00	SENSOR, PRESSURE	1	
4	02162-05207	SCREW, PRESSURE SENSOR	2	
5	34830-87J20	SENSOR ASSY, EXHAUST TEMP	1	DF70A:~010753 DF80A:~010135 DF90A:~011035
6	34830-87J20	SENSOR ASSY, CYLINDER TEMP	1	
7	34840-87L01	SENSOR ASSY, TRIM	1	
8	09125-05048	SCREW, TRIM SENSOR (5X16)	1	
9	09160-05029	WASHER, TRIM SENSOR (5.5X12X0.8)	1	
10	34841-87L00	LEVER, TRIM SENSOR	1	
11	34842-87L01	CAM, TRIM SENSOR UPPER	1	
12	34843-87L00	CAM, TRIM SENSOR LOWER	1	
13	34845-87L01	BRACKET, TRIM SENSOR	1	
14	29103-93J10	BOLT, TRIM SENSOR BRACKET	1	
15	37820-99E01	SWITCH, OIL PRESSURE	1	
16	09403-07338	CLAMP, PTT CABLE	1	
17-1	09403-13408	CLAMP, PTT CABLE	1	
17-2	09403-19409	CLAMP, PTT CABLE	1	DF70A:010838~ DF80A:010138~ DF90A:011314~
18	09103-06152	BOLT, PTT CABLE CLAMP	1	
19	36656-87L00	GROMMET, PTT CABLE	1	
20	09407-14407	BAND, CABLE	2	

**FIG.24**

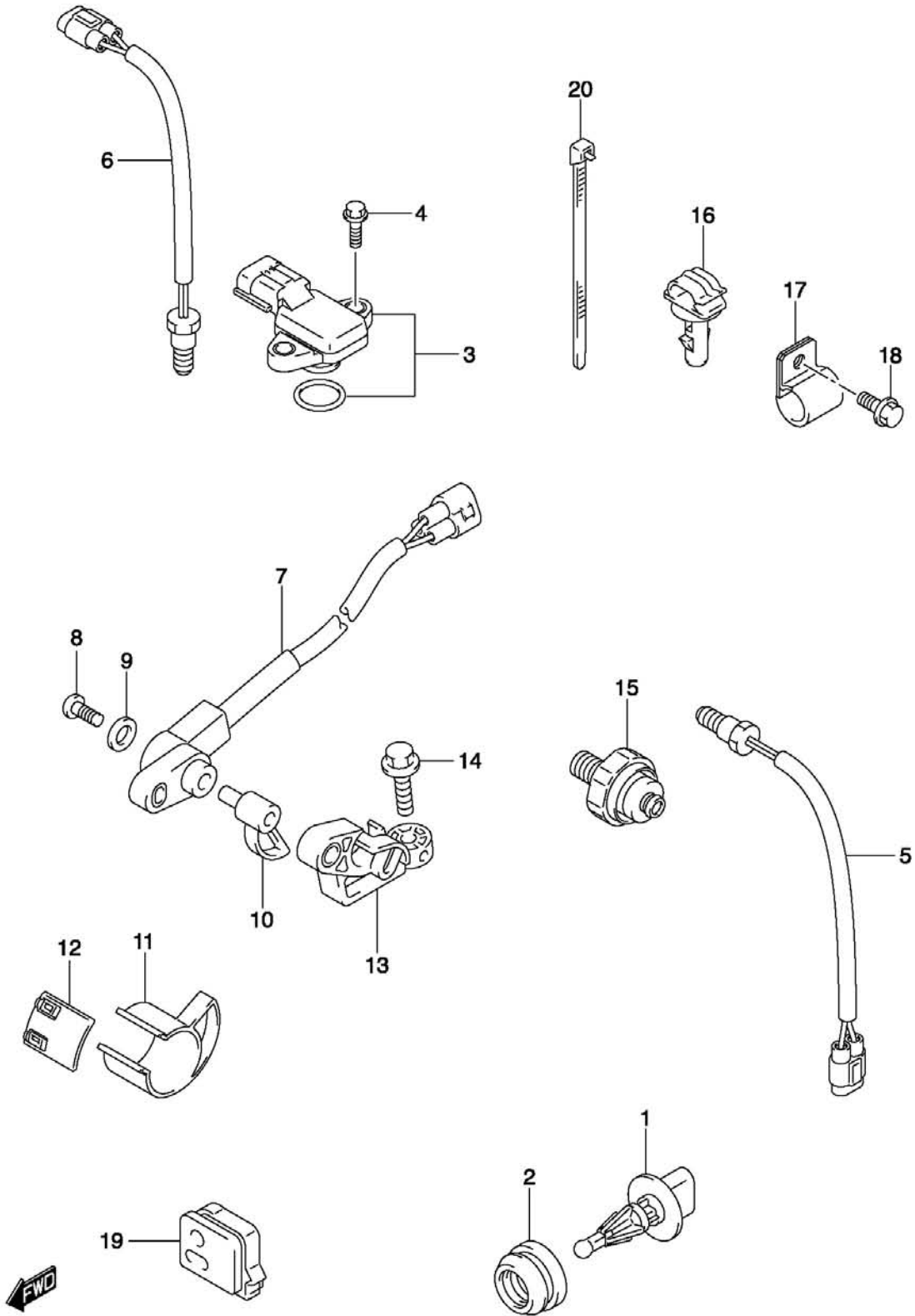


Fig.25 (E-6 ) HARNESS

Ref #	Part Number	Description	Qty	Remarks
1	33810-90J10	CABLE, STARTER MOTOR	1	
2	08316-10087	NUT	1	
3-1	36610-87L00	HARNESS ASSY, WIRING	1	
3-2	36610-87L21	HARNESS ASSY, WIRING	1	DF70A:010754~ DF80A:010136~ DF90A:011036~
3-3	36610-87L10	HARNESS ASSY, WIRING	1	DF70A:110001~ DF80A:110001~ DF90A:110001~
4	33634-96J00	.CAP, SERVICE CONNECTOR	1	
5	36668-87L00	.CAP, SERVICE CONNECTOR	1	~MODEL:10
6	09320-08021	.CUSHION, FUSE BOX	2	
7	36737-96J00	.PULLER, FUSE	1	
8	36721-96J00	.O RING, UPPER COVER	1	
9	36738-87L00	.COVER, FUSE CASE UPPER	1	
10	38860-76F01	.RELAY, ENG CONTROL UNIT	1	
11	38860-76F01	.RELAY ASSY, STARTER MOTOR	1	
12-1	09481-10501	.FUSE (10A)	3	
12-2	09481-30501	.FUSE (30A)	3	
13	09481-40401	.FUSE (40A)	2	
14	36612-96J00	.CAP, TERMINAL	1	
14A	36618-43410	.CAP, OIL PRESSURE SWITCH	1	DF70A:~010287 DF80A:~010037 DF90A:~010253
15	08310-00067	NUT, RELAY/FUSE BOX	1	
16	08321-01067	WASHER, RELAY/FUSE BOX	1	
17	09408-00184	CLAMP, FUSE BOX	1	DF70A:~010287 DF80A:~010037 DF90A:~010253
17A	09408-00021	CLAMP, FUSE BOX	1	DF70A:010288~ DF80A:010038~ DF90A:010254~
18	36611-87L00	HARNESS ASSY, WIRING SUB	1	DF70A:~010837 DF80A:~010137 DF90A:~011313
19	36616-87L00	HOLDER, CABLE	1	
20	09169-06053	WASHER, CABLE HOLDER	2	
21	09320-04009	CUSHION, CABLE HOLDER	2	
22	02142-06167	SCREW, CABLE HOLDER	2	
23	01550-06127	BOLT, GROUND	1	



FIG.25

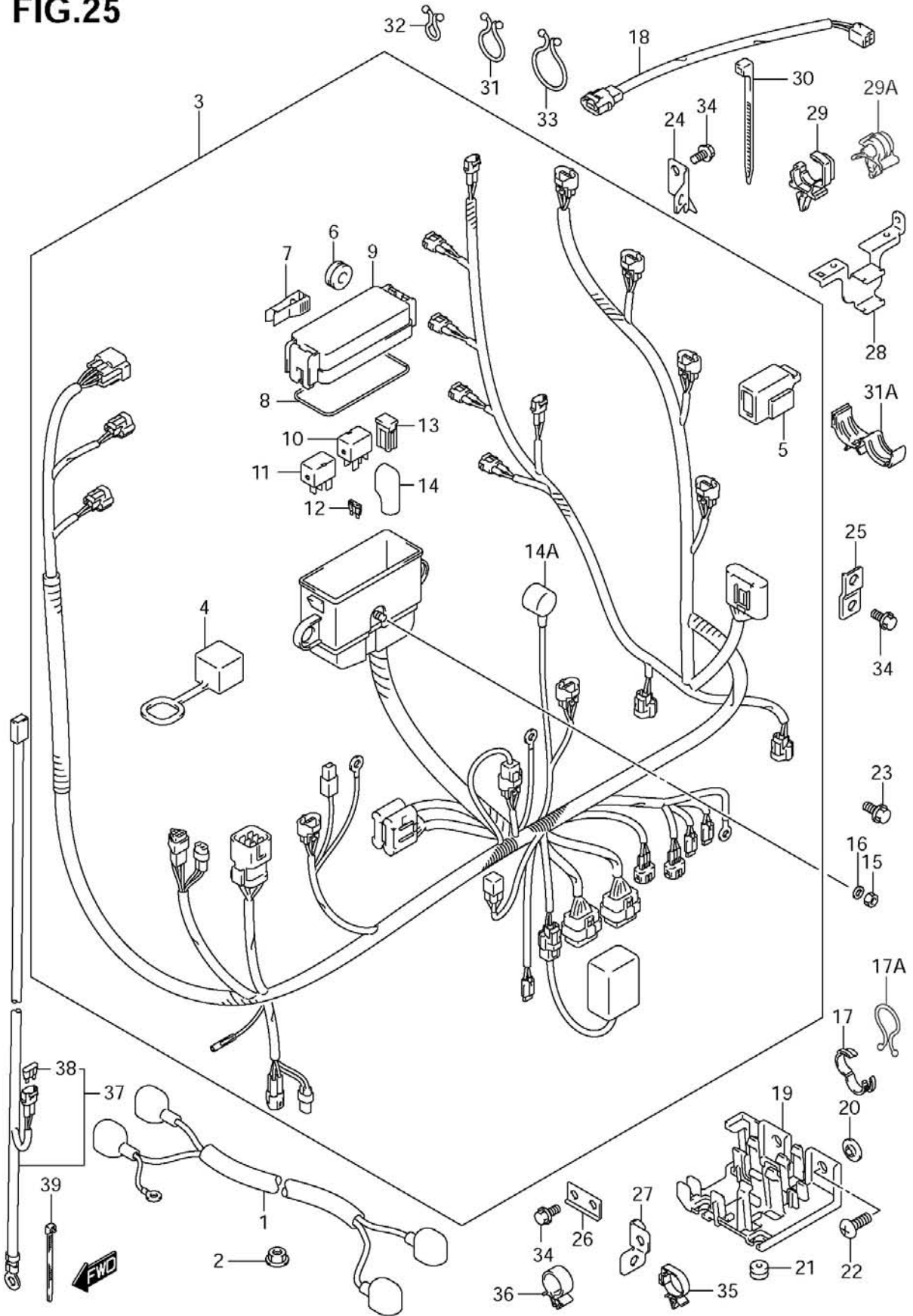


Fig.25 (E-7 ) HARNESS

Ref #	Part Number	Description	Qty	Remarks
24	36617-87L00	CLAMP, HARNESS	1	
25	36617-93J00	BRACKET, HARNESS	1	
26	36617-87L10	CLAMP, HARNESS	1	
27	36617-87L20	CLAMP, HARNESS	1	
28	36617-87L30	BRACKET, HARNESS	1	~MODEL:10
29	09403-12412	CLAMP, HARNESS	1	DF70A:~010837 DF80A:~010137 DF90A:~011313
29A	09403-07308	CLAMP, HARNESS	1	DF70A:010838~ DF80A:010138~ DF90A:011314~
30	09407-14407	CLAMP, HARNESS	1	
31	09408-00008	CLAMP, HARNESS	2	DF90A:~980445
31A	09403-20403	CLAMP, HARNESS	2	DF70A/80A DF90A:980446~ ~MODEL:10
32	09408-00020	CLAMP, HARNESS (ID:8.3)	1	DF70A:~010837 DF80A:~010137 DF90A:~011313
33	09408-00024	CLAMP, HARNESS (ID:23)	1	
34	01550-06127	BOLT, HARNESS CLAMP	2	
35	09403-11321	CLAMP, HARNESS	1	
36	09403-12409	CLAMP, HARNESS	1	
37-1	36625-93J00	LEAD, BATTERY	1	L:3700 ~MODEL:10
37-2	36625-93J10	LEAD, BATTERY	1	OPT L:6500
38	09481-15501	.FUSE (15A)	1	
39	09407-10404	CLAMP, BATTERY LEAD	1	~MODEL:10

FIG.25

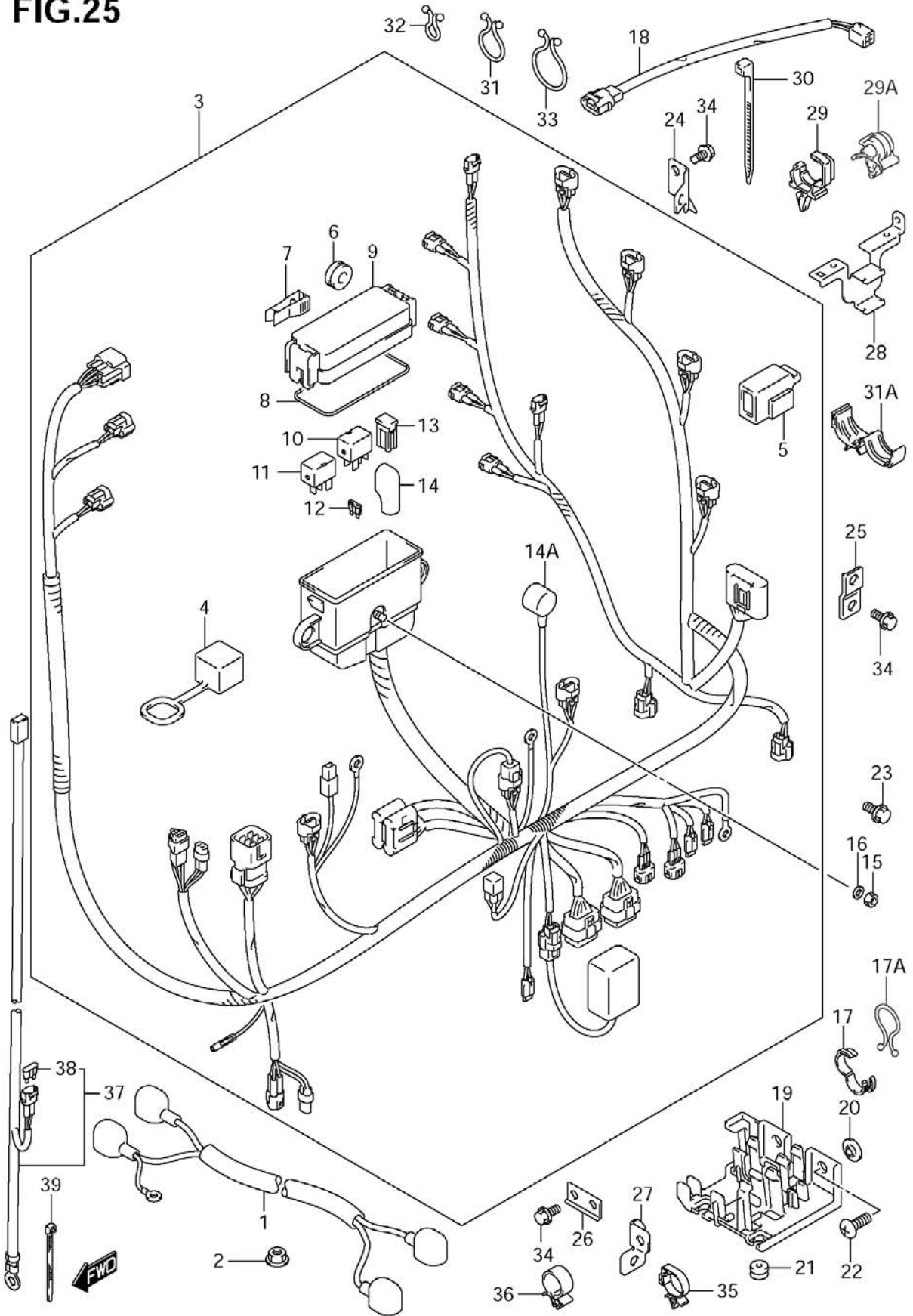


Fig.26 (E-8 ) PTT SWITCH / ENGINE CONTROL UNIT

Ref #	Part Number	Description	Qty	Remarks
1	13580-87L01	SENSOR ASSY, SHIFT POSITION	1	DF70A:~010753 DF80A:~010135 DF90A:~011035
2	13575-40F00	.O RING	1	
3	37729-98J00	LEVER, SHIFT SENSOR	1	DF70A:~010753 DF80A:~010135 DF90A:~011035
4	09160-05029	WASHER, SHIFT SENSOR (5.5X12X0.8)	1	DF70A:~010753 DF80A:~010135 DF90A:~011035
5	02112-35167	SCREW, SHIFT SENSOR	1	DF70A:~010753 DF80A:~010135 DF90A:~011035
6	37721-93J00	SWITCH ASSY, NEUTRAL	1	
7	09137-04004	SCREW, NEUTRAL SWITCH (4X16)	2	
8	37726-90J10	BRACKET, NEUTRAL SWITCH	1	
9	37726-87L00	BRACKET, SWITCH LEAD CLAMP	1	
10	01550-06127	BOLT, SWITCH LEAD CLAMP BRKT	1	
11	37850-99E04	SWITCH ASSY, PTT	1	
12	09403-11321	CLAMP, SWITCH LEAD	1	
13	09407-10404	CLAMP, SWITCH LEAD	1	
14	38410-93J11	RELAY ASSY, PTT	1	
15	38415-93J00	HOLDER, PTT RELAY	1	
16	01550-06127	BOLT, GROUND	1	
17-1	33920-87L50	UNIT, ENGINE CONTROL	1	DF70A
17-2	33920-87LA0	UNIT, ENGINE CONTROL	1	DF70A MODEL:10
17-3	33920-87L10	UNIT, ENGINE CONTROL	1	DF80A
17-4	33920-87L60	UNIT, ENGINE CONTROL	1	DF80A MODEL:10
17-5	33920-87L30	UNIT, ENGINE CONTROL	1	DF90A
17-6	33920-87L80	UNIT, ENGINE CONTROL	1	DF90A MODEL:10
17-7	33920-87LG0	UNIT, ENGINE CONTROL	1	DF70A:010754~
17-8	33920-87LC0	UNIT, ENGINE CONTROL	1	DF80A:010136~
17-9	33920-87LE0	UNIT, ENGINE CONTROL	1	DF90A:011036~
18	33925-87L00	CUSHION, ENGINE CONTROL UNIT	1	

FIG.26

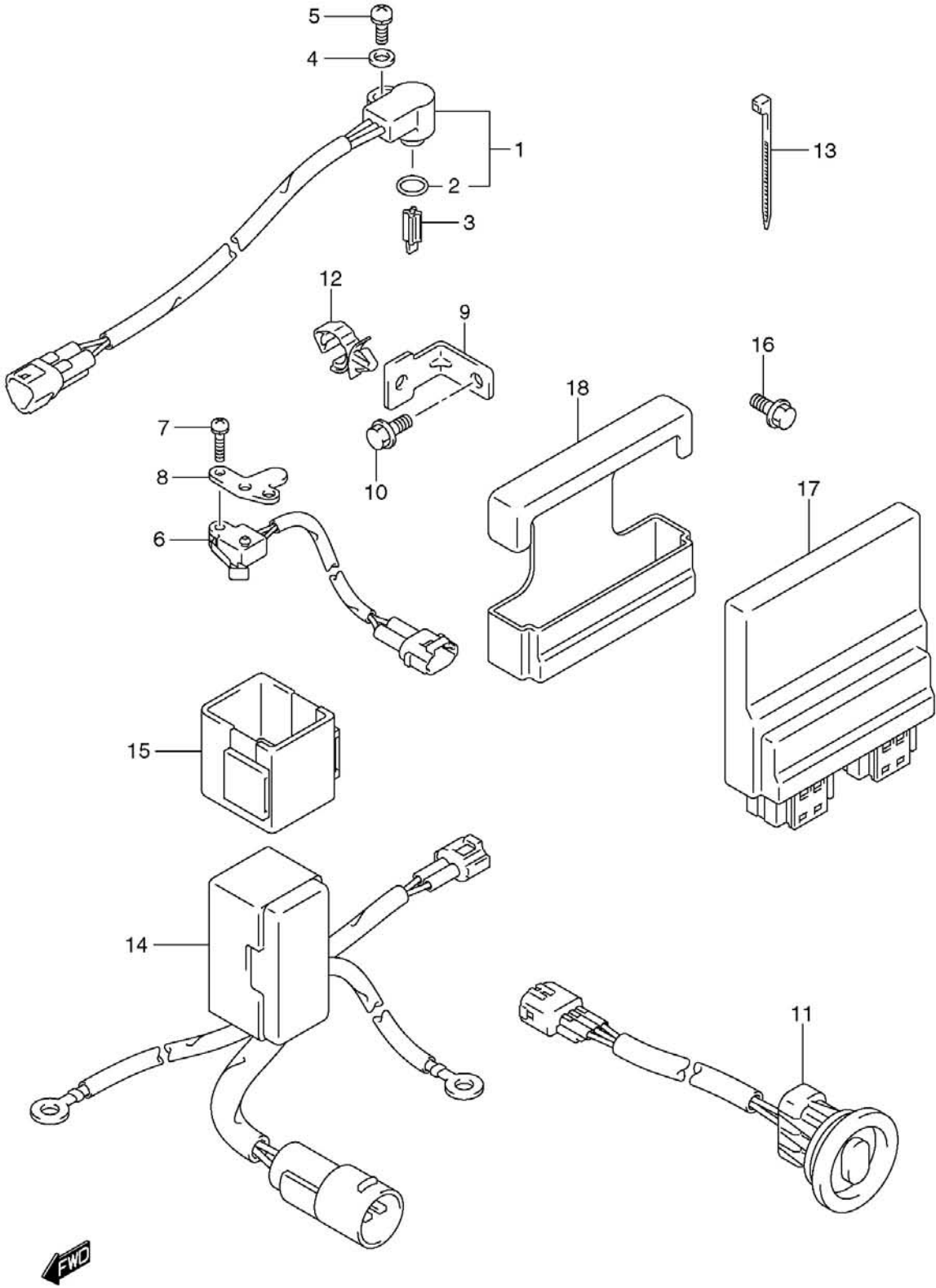


Fig.27 (F-2 ) CLAMP BRACKET

Ref #	Part Number	Description	Qty	Remarks
1-1	41111-87L00-0EP	BRACKET, CLAMP STBD	1	
1-2	41111-87L02-0EP	BRACKET, CLAMP STBD	1	DF70A:010754~ DF80A:010136~ DF90A:011036~
2	41121-87L01-0EP	BRACKET, CLAMP PORT	1	
3	41130-87L00	SHAFT, CLAMP BRACKET	1	
4	41135-93J11	WASHER, CLAMP BRACKET SHAFT	1	
5	41141-87L00-0EP	BRACKET, CLAMP LOWER	1	
6	09116-08137	BOLT, CLAMP BRKT SHAFT (8X22)	1	
7	09159-22006	NUT, CLAMP BRACKET SHAFT	1	
8	09116-10146	BOLT, CLAMP BRKT LWR (10X195)	2	
9	09116-10139	BOLT, CLAMP LWR BRKT (10X44)	2	
10	41153-94500	CAP, TRANSOM BOLT	4	
11-1	09100-12091	BOLT (12X115,PITCH:1.25)	4	
11-2	09100-12090	BOLT (12X150,PITCH:1.25)	1	OPT
12	09159-12014	NUT	4	
13	09160-12110	WASHER (12.5X22X3.0)	4	
14	09160-12044	WASHER (12.5X35X3.2)	4	
15	55320-94900	ZINC, PROTECTION	1	
16	09116-06121	.BOLT (6X25)	2	
17	55321-94910	ANODE (MAGNESIUM)	1	OPT

REFER TO FIG.27A (F- 3) FOR DF70A:110001~  
 DF80A:110001~  
 DF90A:110001~

**FIG.27**

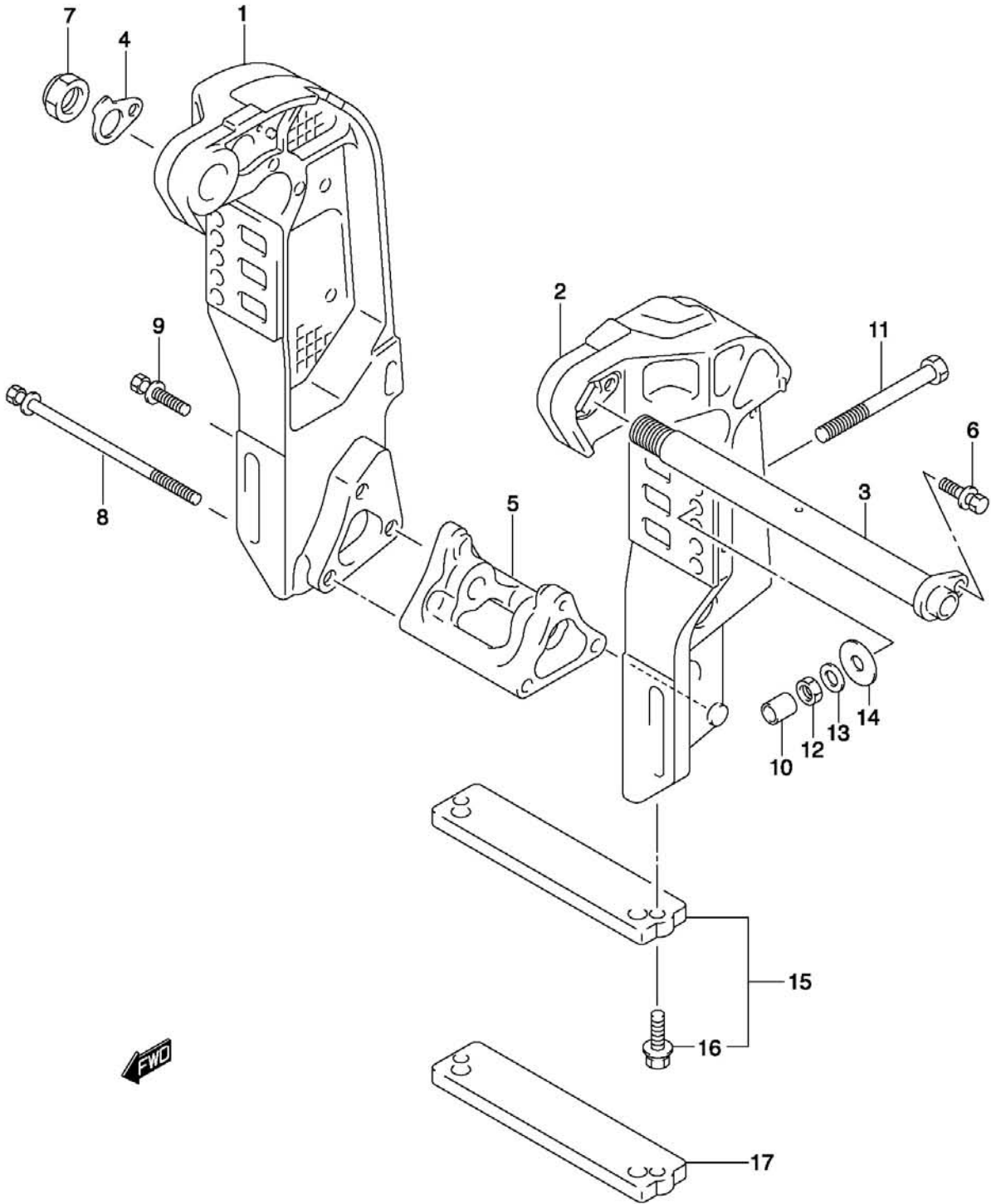


Fig.27A (F-3 ) CLAMP BRACKET (SEE NOTE)

Ref #	Part Number	Description	Qty	Remarks
1	41111-87L10-0EP	BRACKET, CLAMP STBD	1	
2	41121-87L10-0EP	BRACKET, CLAMP PORT	1	
3	41130-87L00	SHAFT, CLAMP BRACKET	1	
4	41135-93J11	WASHER, CLAMP BRACKET SHAFT	1	
5	55321-94910	ANODE (MAGNESIUM)	1	OPT
6	09116-08137	BOLT, CLAMP BRKT SHAFT (8X22)	1	
7	09159-22006	NUT, CLAMP BRACKET SHAFT	1	
8	55320-94900	ZINC, PROTECTION	1	
9	09116-06121	.BOLT (6X25)	2	
10	41153-94500	CAP, TRANSOM BOLT	4	
11-1	09100-12091	BOLT (12X115,PITCH:1.25)	4	
11-2	09100-12090	BOLT (12X150,PITCH:1.25)	1	OPT
12	09159-12014	NUT	4	
13	09160-12110	WASHER (12.5X22X3.0)	4	
14	09160-12044	WASHER (12.5X35X3.2)	4	

(NOTE): DF70A:110001~, DF80A:110001~, DF90A:110001~



FIG.27A

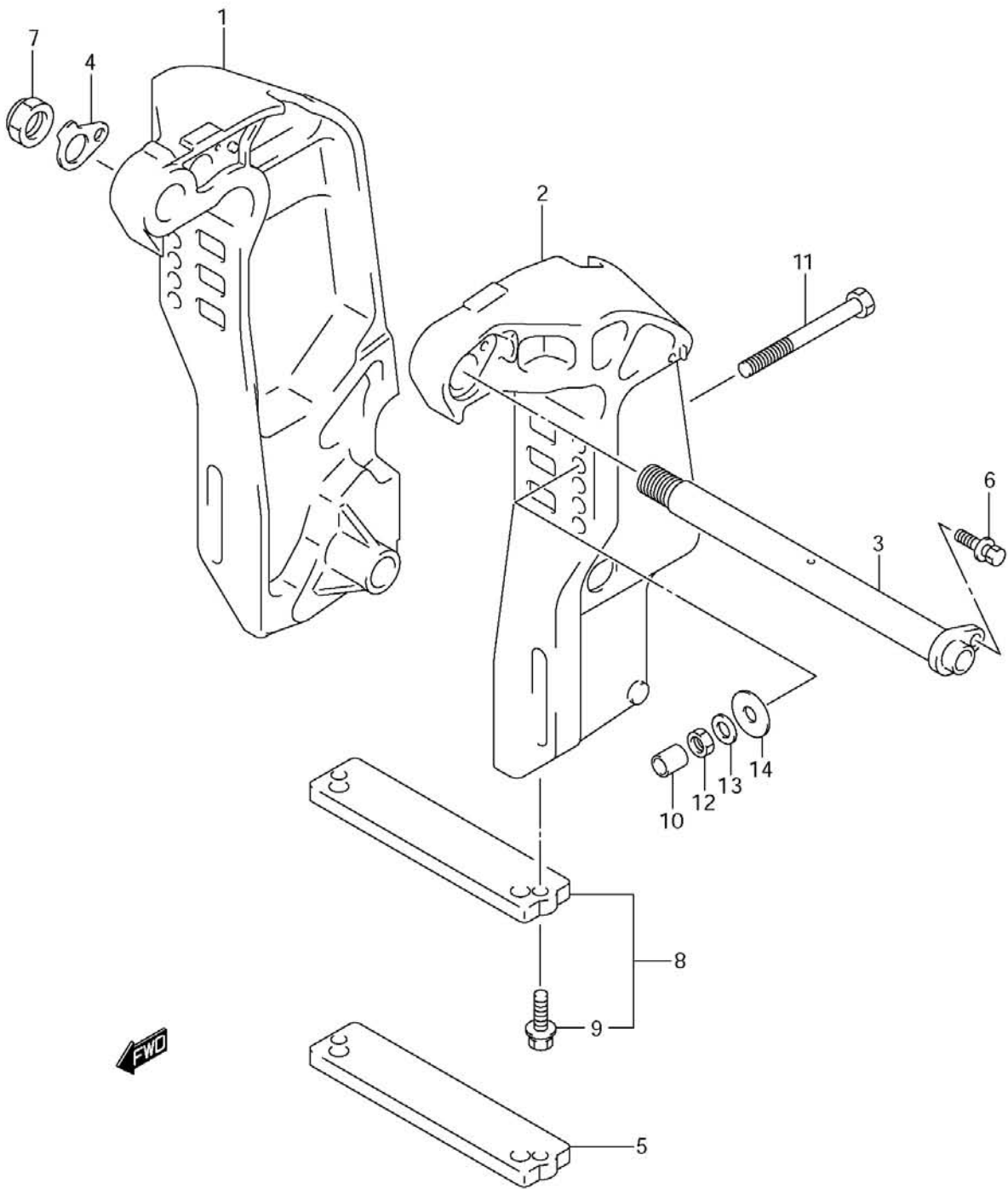


Fig.28 (F-4 ) SWIVEL BRACKET

Ref #	Part Number	Description	Qty	Remarks
1	22511-99011	NIPPLE, GREASE	5	
2	36894-87D00	LEAD (SWIVEL TO MOUNT BRKT)	1	
3	36894-87D00	LEAD (CLAMP TO SWIVEL)	1	
4	36895-87D10	LEAD (SWIVEL TO HOUSING)	1	
5	43111-87L00-0EP	BRACKET, SWIVEL	1	
6	43211-93J00	BUSH, CLAMP SHAFT SWIVEL	2	
7	43711-97E00	BUSH, STEERING	2	
8	43750-87L00-0EP	BRACKET, STEERING	1	
9	09125-06063	SCREW, MT BRKT TO SWIVEL (6X10)	2	
10	09125-06063	SCREW, HSG TO SWIVEL (6X10)	1	
11	09125-06063	SCREW, SWIVEL TO CLAMP (6X10)	2	
12	09160-39001	WASHER, SWIVEL BRKT (39.5X64X1.0)	2	
13	09169-28003	WASHER, SWIVEL TO CLAMP BRKT	2	
14	09181-39001	SHIM, SWIVEL BRKT (39.5X64X0.3)	4	
15	09282-39001	SEAL, PILOT SHAFT OIL	1	
16	09380-38003	CIRCLIP, PILOT SHAFT LOWER	1	
17	43755-87L00-0EP	ATTACHMENT, STEERING BRKT	1	
18	09108-10156	BOLT, ATTACHMENT STUD	2	
19	09159-10050	NUT, ATTACHMENT	2	
20	09160-10141	WASHER, ATTACHMENT (10.5X19X2)	2	
21	41220-93J11	LEVER, TILT LOCK	1	
22	41224-95E01	BUSH, TILT STOPPER ROD	2	
23	41230-87L00	LINK, TILT LOCK LEVER	1	
24	41233-95E10	BRACKET, TILT LOCK SPRING	1	
25	41234-93J11	LEVER, TILT LOCK PORT	1	
26	09125-06063	SCREW, TILT LOCK SPRING (6X10)	1	
27	09140-10032	NUT, TILT LOCK LEVER PORT	1	
28	09160-06082	WASHER, LINK TILT LOCK LEVER (6.5X13X1.0)	1	
29	09204-01006	PIN, COTTER LINK TILT LK LEVER	1	
30	09440-19028	SPRING, TILT LOCK SHAFT	1	
31	09443-10043	SPRING, TILT LOCK	1	

**FIG.28**

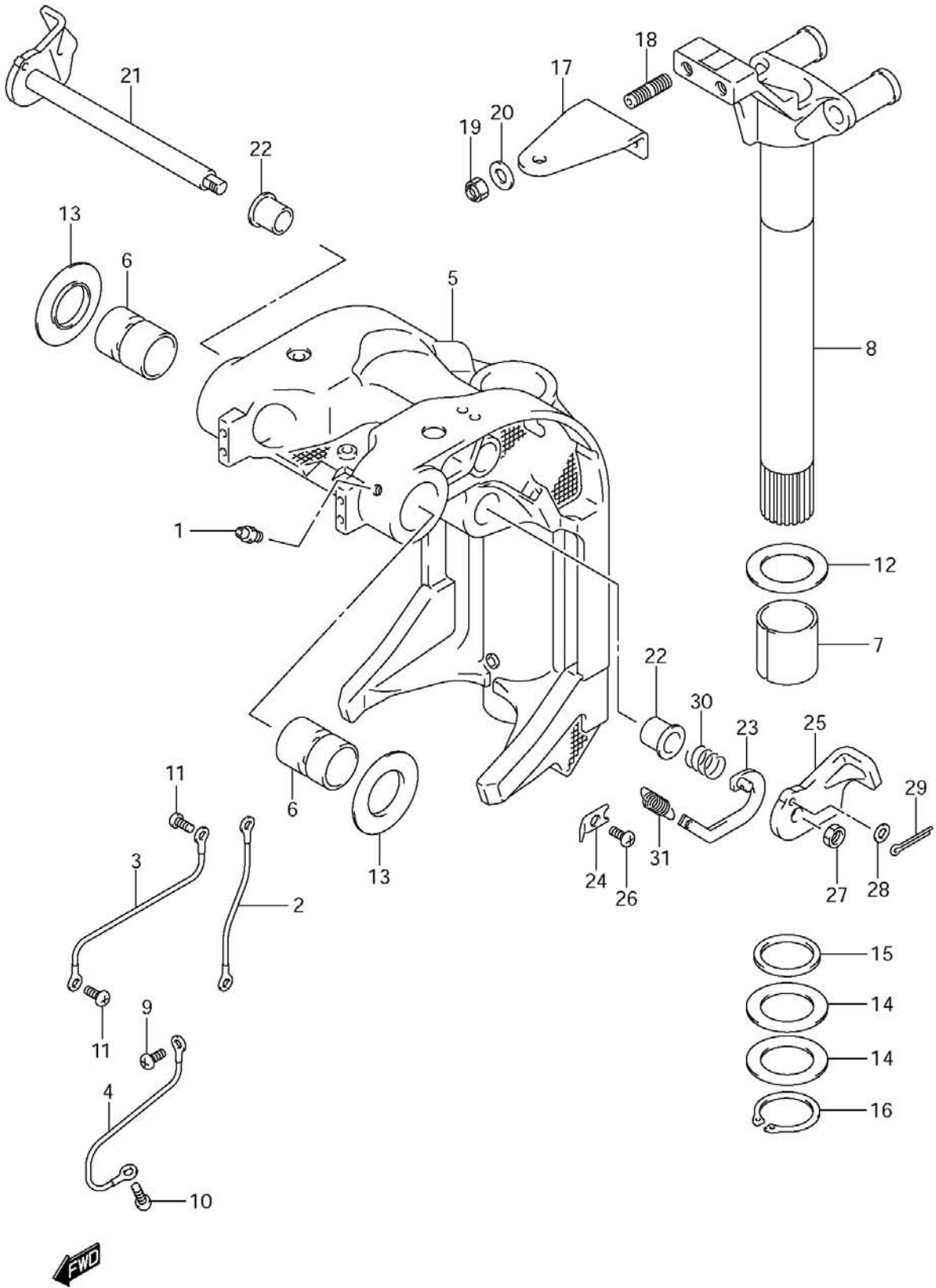


Fig.29 (F-5 ) TRIM CYLINDER

Ref #	Part Number	Description	Qty	Remarks
1	48000-87L00	TRIM ASSY, POWER WITH TILT	1	
2	48400-87L00	.MANIFOLD ASSY	1	
3	48611-87L00	.JOINT, METAL	1	
4	48571-87L00	.TANK, RESERVOIR	1	
5	48572-87L00	.PLUG	1	
6	48557-90J00	.O RING	1	
7	48862-87J10	.BOLT, TANK	4	
8	48321-90J00	SHAFT, TILT CYL LOWER	1	~MODEL:10
9	48321-90J00	SHAFT, TILT CYL UPPER	1	
10	48325-87L00	BUSH, TILT CYL LOWER	2	
11	48325-87L00	BUSH, TILT CYL UPPER	2	
12	09380-22015	CIRCLIP, TILT CYL LWR SHAFT	2	~MODEL:10
13	09380-22015	CIRCLIP, TILT CYL UPR SHAFT	2	
14	36894-87D00	LEAD, PTT TO ANODE	1	
15	09125-06063	SCREW, PTT TO ANODE (6X10)	1	
16	48121-90J00	SHAFT, TILT CYL LOWER	1	DF70A:110001~ DF80A:110001~ DF90A:110001~
17	09116-10131	BOLT, TILT CYL LWR SHAFT	1	DF70A:110001~ DF80A:110001~ DF90A:110001~

FIG.29

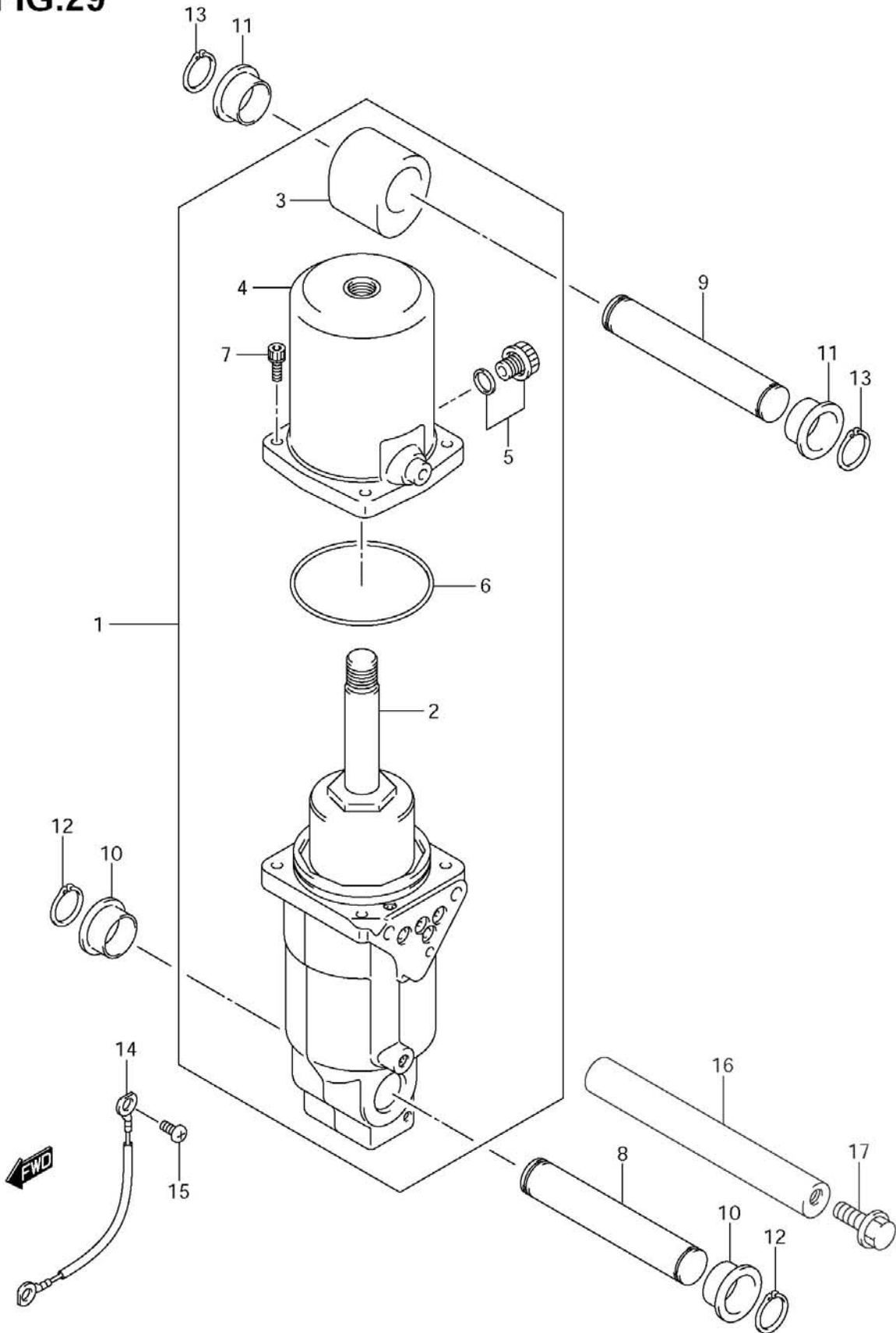


Fig.30 (F-6 ) PTT MOTOR

Ref #	Part Number	Description	Qty	Remarks
1	38100-87L00	MOTOR ASSY, PTT	1	
2	31311-93J00	.ARMATURE	1	
3	31123-94900	.O RING	1	
4	31133-90J00	.BRUSH SET	1	
5	31133-94900	..BRUSH	1	
6	31136-90J10	.BREAKER ASSY	1	
7	31135-94900	.SPRING	2	
8	31173-94900	.HOLDER, BRUSH	1	
9	31111-94900	.SCREW	3	
10	33799-97E00	.SEAL, OIL	1	
11	48583-95E00	JOINT, DRIVE	1	
12	48582-95E01	FILTER	1	
13	48585-95E00	O RING	1	
14	48502-87L00	PUMP ASSY	1	
15	48864-96J00	VALVE SET, MANUAL	1	
16	48588-90J00	O RING SET	1	
17	48862-92J00	BOLT, PUMP NO.1	1	
18	48862-92J10	BOLT, PUMP NO.2	1	
19	48862-90J20	BOLT	1	
20	31281-92J00	BOLT	4	

FIG.30

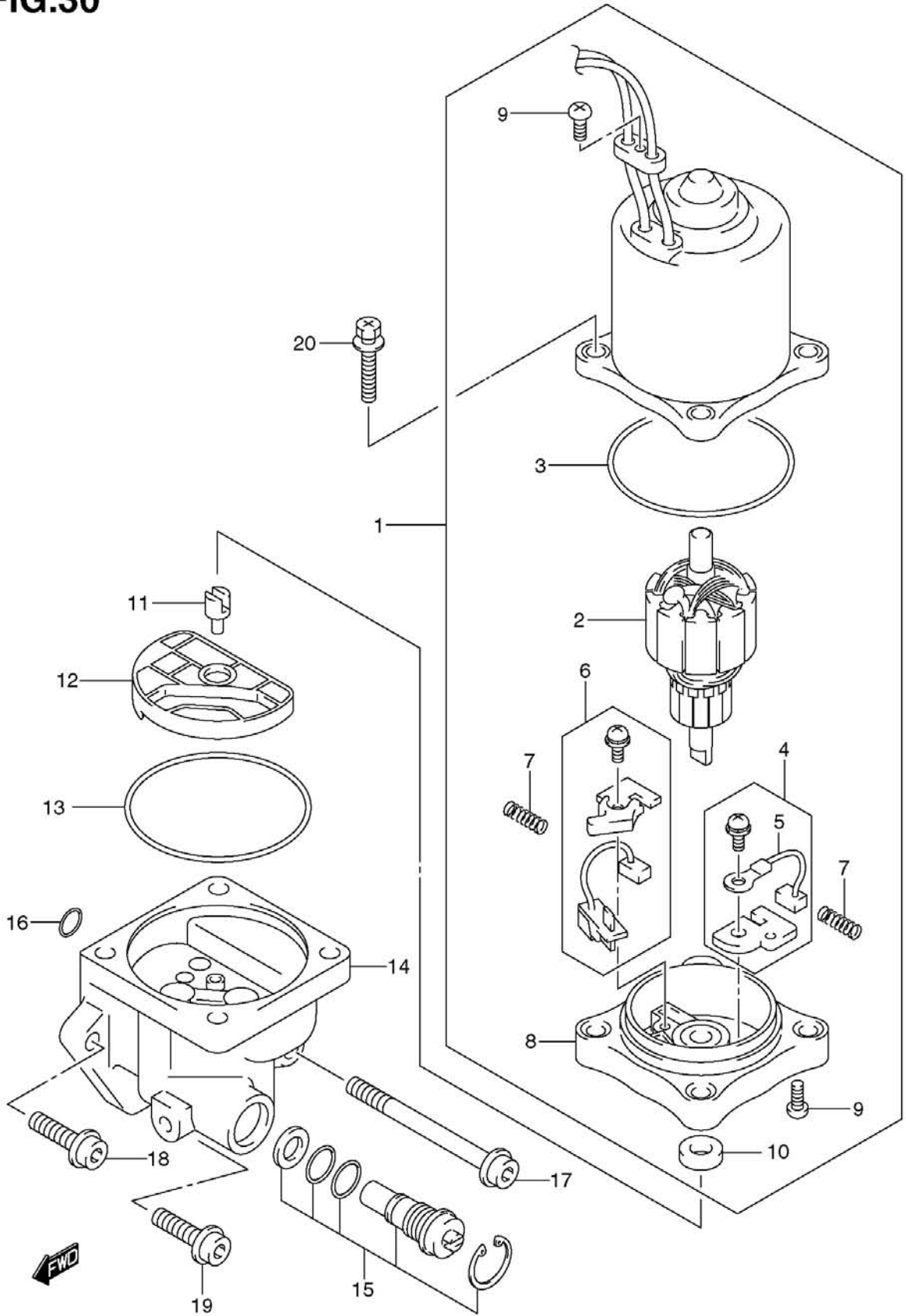


Fig.31 (F-7 ) ENGINE HOLDER

Ref #	Part Number	Description	Qty	Remarks
1	51111-87L00-0EP	HOLDER, ENGINE	1	
2	51115-87L00	UNION, WATER RETURN	1	
3	51117-87L00	UNION, WATER INDICATOR	1	
4	51211-87L00	GASKET, ENGINE HOLDER	1	
5	09116-08128	BOLT, ENGINE HOLDER (8X40)	7	
6	09116-08117	BOLT, ENGINE HOLDER (8X55)	1	
7	09202-08006	PIN, ENGINE HOLDER (PAN)	2	
8	04211-11129	PIN, ENGINE HOLDER (HEAD)	2	
9	04211-11129	PIN, ENGINE HOLDER (CASE)	1	
10	09160-18031	GASKET, EXHAUST PLUG (18.5X28X2.6)	1	
11	09248-18010	PLUG, EXHAUST	1	
12	09116-06204	BOLT, WATER INDICATOR UNION	1	
13	09280-11001	O RING, WATER INDICATOR UNION (D:2.4, ID:10.8)	1	
14	09280-20002	O RING, WATER RETURN UNION (D:3.1, ID:19.4)	1	
15	01550-06207	BOLT, WATER RETURN UNION	1	
16	09262-17019	BEARING, CLUTCH SHAFT	1	
17	09289-18001	SEAL, CLUTCH SHAFT	1	
18	09282-22007	SEAL, DRIVE SHAFT UPPER OIL (22X36X6)	2	
19	12281-87J00	SEAL, DRIVEN GEAR	1	
20	51122-87L00	COVER, MOUNT CASE	1	
21	51123-87L00	GASKET, MOUNT CASE COVER	1	
22	01550-0825A	BOLT, MOUNT CASE COVER	5	



**FIG.31**

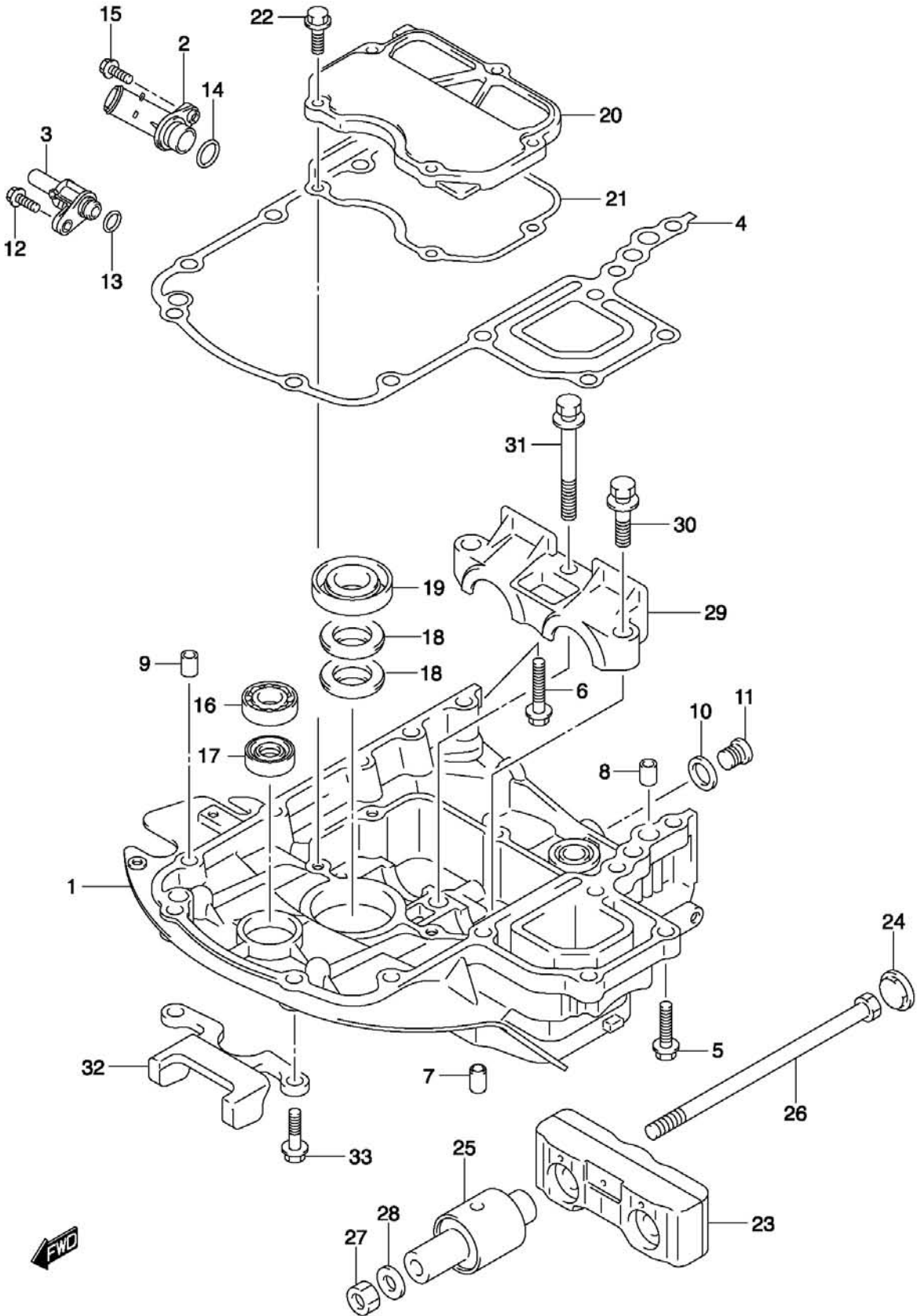


Fig.31 (F-8 ) ENGINE HOLDER

Ref #	Part Number	Description	Qty	Remarks
23-1	54120-87L00	MOUNT, UPPER THRUST	1	
23-2	54120-87L10	MOUNT, UPPER THRUST	1	DF70A:011203~ DF80A:010312~ DF90A:012133~
24	54122-87L00	SPACER, UPPER THRUST MOUNT	2	
25	54130-87L00	MOUNT, UPPER	2	
26	54166-95J02	BOLT, UPPER MOUNT	2	
27	09159-12014	NUT, UPPER MOUNT BOLT	2	
28	09160-12110	WASHER, UPPER MOUNT BOLT (12.5X22X3)	2	
29	54137-87L00-0EP	COVER, UPPER MOUNT	1	
30	09116-10139	BOLT, UPPER MOUNT COVER (W/WASHER)(10X44)	2	
31	09116-10147	BOLT, UPPER MOUNT COVER (W/WASHER)(10X85)	1	
32	54140-87L10	STOPPER, UPPER UNIT	1	
33	09116-10137	BOLT, UPR UNIT STOPPER (8X22)	2	

**FIG.31**

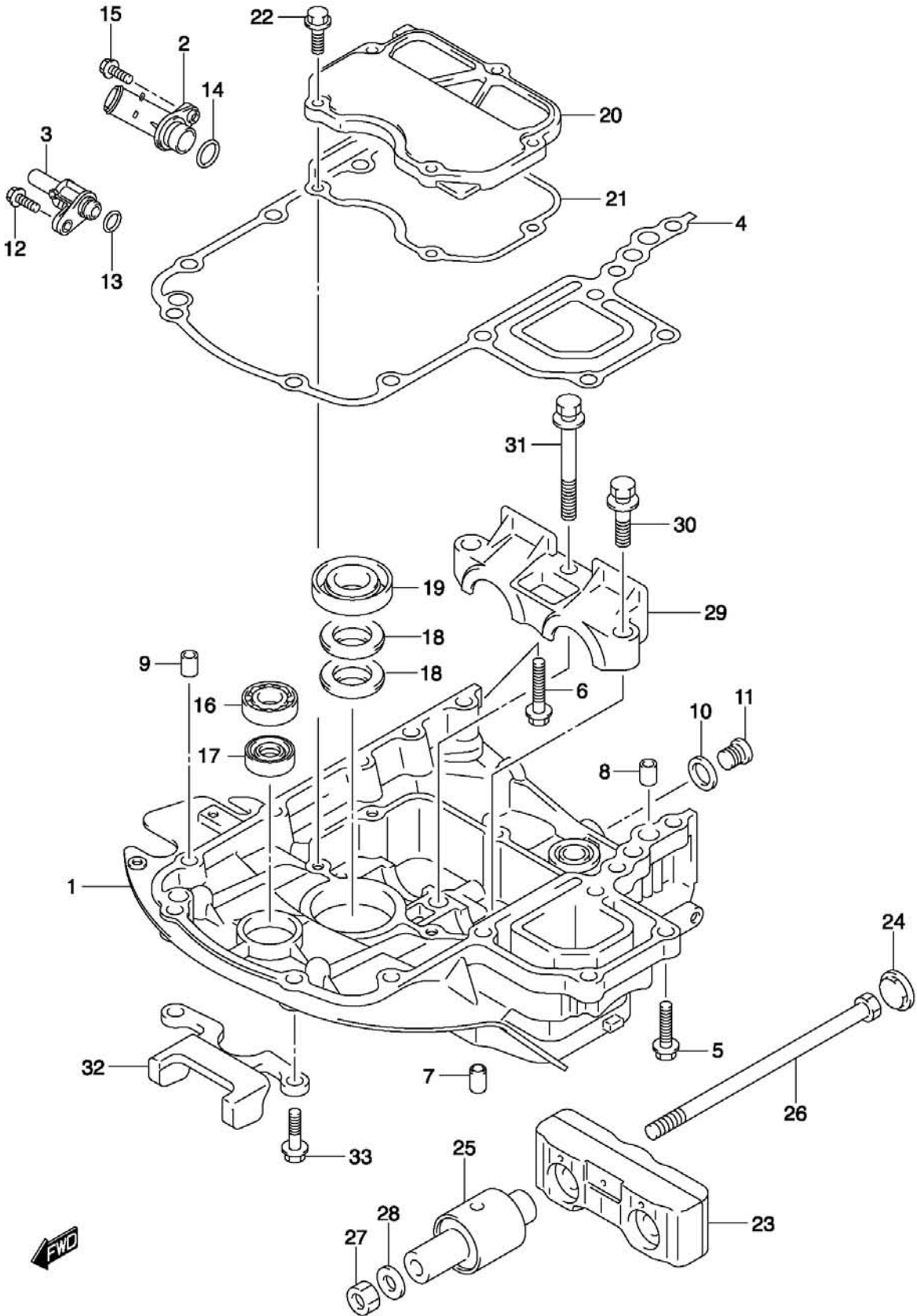


Fig.32 (F-9 ) DRIVE SHAFT HOUSING

Ref #	Part Number	Description	Qty	Remarks
1	52111-87L00-0EP	HOUSING, DRIVE SHAFT	1	
2	09116-10139	BOLT (10X44)	8	
3	09202-08006	PIN, KNOCK	2	
4	52311-87L00	HOUSING, EXHAUST TUBE	1	DF70A:~010753 DF80A:~010135 DF90A:~011035
5	52331-87L00	GASKET, EXH TUBE HOUSING	1	DF70A:~010753 DF80A:~010135 DF90A:~011035
6	09116-08122	BOLT, EXH TUBE HOUSING (8X30)	5	DF70A:~010753 DF80A:~010135 DF90A:~011035
7	52131-87L00-0EP	CASE, EXTENSION	1	TYPE:X
8	09108-10115	BOLT, EXTENSION CASE STUD NO.1	4	TYPE:X
9	09108-10157	BOLT, EXTENSION CASE STUD NO.2	1	TYPE:X
10	09202-08006	PIN, KNOCK	2	TYPE:X
11	09381-40005	CIRCLIP	1	TYPE:X
12	57130-87E02	BUSH, DRIVE SHAFT	1	TYPE:X
13	52333-87L00	SEAL, EXH TUBE EXTENSION	1	TYPE:X DF70A:~010753 DF80A:~010135 DF90A:~011035
14	52411-87L00	EXTENSION, EXH TUBE	1	TYPE:X DF70A:~010753 DF80A:~010135 DF90A:~011035
15-1	55321-87J00	ANODE, PROTECTION	1	TYPE:X
15-2	55321-87J10	ANODE (MAGNESIUM)	1	OPT,TYPE:X
16	09103-06281	BOLT, ANODE PROTECTION (6X14)	1	TYPE:X
17	54151-87L00	MOUNT, LOWER THRUST	1	
18	54160-87L00	MOUNT, LOWER	2	
19	54165-87L00	DAMPER, REVERSE STOPPER LWR	2	
20	09160-12120	WASHER, REVERSE STOPPER LWR (12X48X3)	2	
21	54166-95J02	BOLT, LOWER MOUNT	2	
22	09159-12014	NUT, LOWER MOUNT	2	
23	09160-12113	WASHER, LWR MT (12.5X30X2.5)	2	

FIG.32

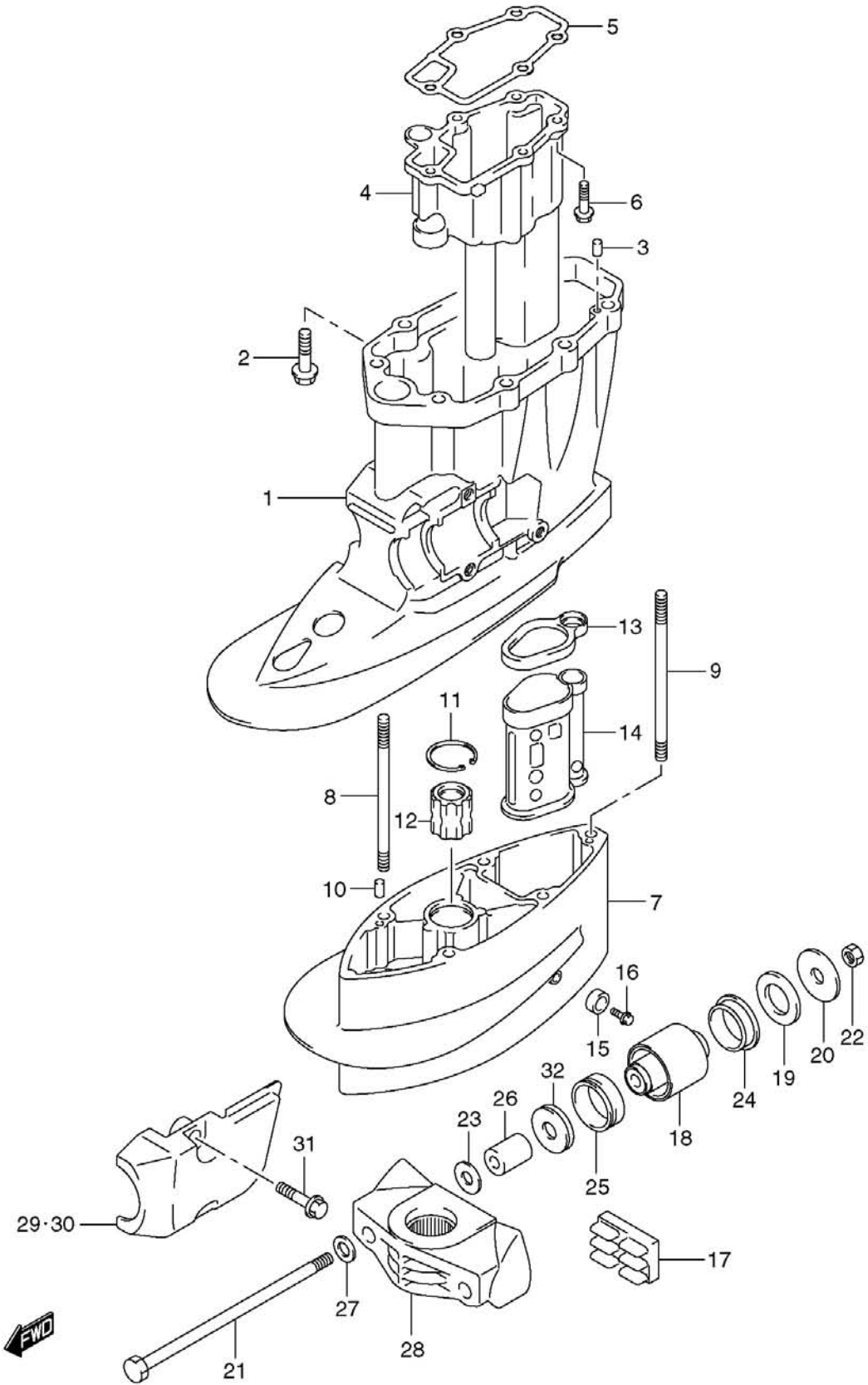


Fig.32 (F-10 ) DRIVE SHAFT HOUSING

Ref #	Part Number	Description	Qty	Remarks
24-1	54167-87L00	MOUNT, LOWER SIDE	2	
24-2	54167-87L01	MOUNT, LOWER SIDE	2	DF70A:010114~ DF80A:010016~ DF90A:010139~
25	54167-87L10	MOUNT, FWD LOWER SIDE	2	
26	54173-87L00	SPACER, LOWER MOUNT	2	
27	54114-90J01	WASHER, LOWER MOUNT BOLT	2	
28	54211-90J01-0EP	BRACKET, LOWER MOUNT	1	
29	54221-87L00-0EP	COVER, LOWER MOUNT STBD	1	
30	54231-87L00-0EP	COVER, LOWER MOUNT PORT	1	
31	09116-10139	BOLT, LOWER MOUNT COVER (W/WASHER)(10X44)	4	
32	54180-87L00	DAMPER, FWD STOPPER	2	

FIG.32

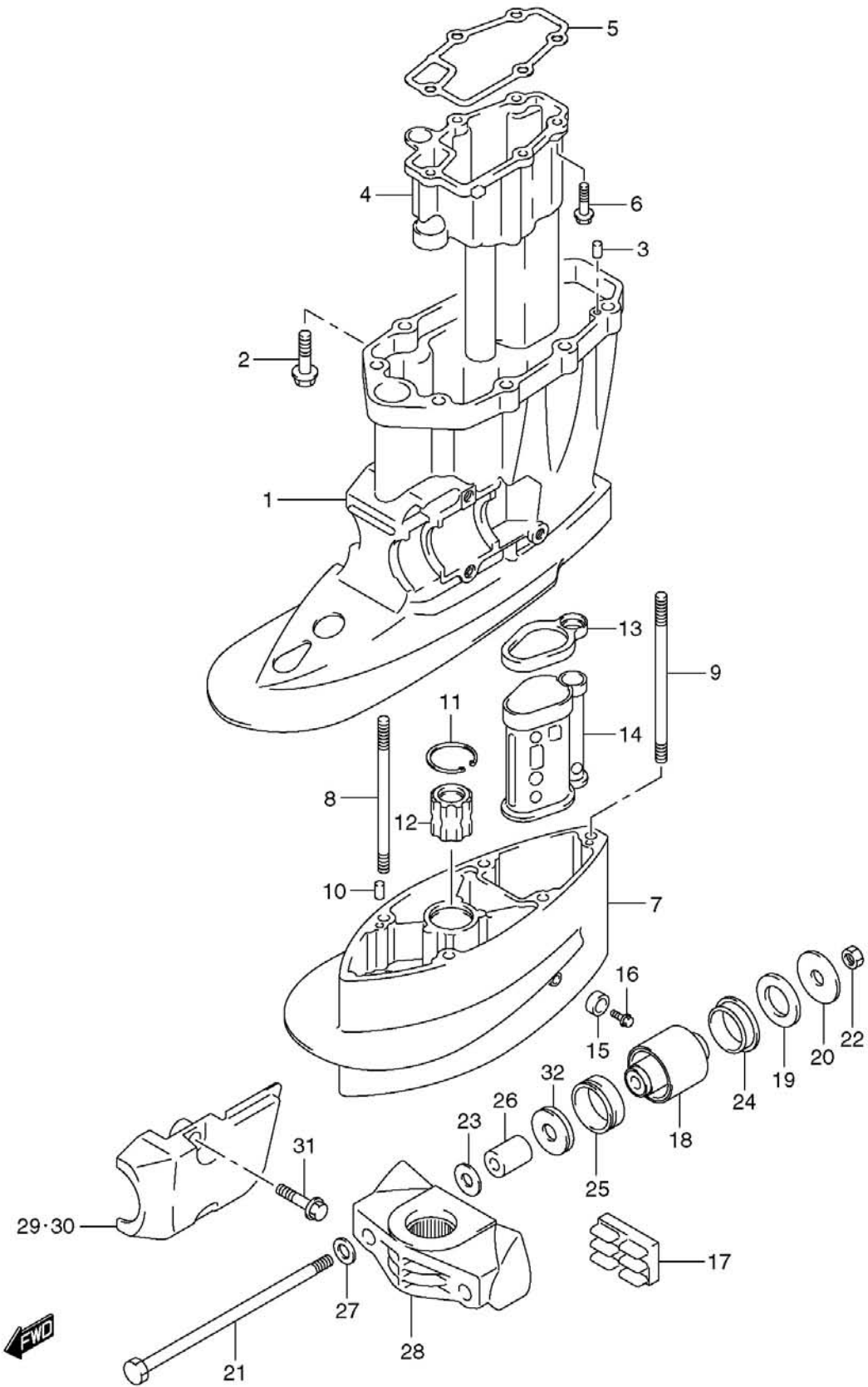


Fig.33 (F-11 ) GEAR CASE

Ref #	Part Number	Description	Qty	Remarks
1	55110-87L00-0EP	CASE, GEAR	1	
2	09263-26023	.BEARING, PINION	1	
3	09202-08006	PIN	2	
4	55125-98J00-0EP	TAB, TRIM	1	DF70A:~981554 DF80A:~980808 DF90A:~982214
4A	55125-90J01	TAB, TRIM	1	DF70A:981555~ DF80A:980809~ DF90A:982215~
5	09116-08137	BOLT, TRIM TAB (8X22)	1	
6	55128-93J00	PLUG, DRAIN	2	
7	09168-10034	GASKET, DRAIN PLUG	2	
8-1	55321-87J00	ANODE, PROTECTION	1	
8-2	55321-87J10	ANODE (MAGNESIUM)	1	OPT
9	09103-06281	BOLT, ANODE PROTECTION (6X14)	1	
10	55333-87L00	PLATE, EXHAUST SEAL	1	
11	52332-87L00	SEAL, EXH TUBE HOUSING	1	DF70A:~010753 DF80A:~010135 DF90A:~011035
11A	52332-87L10	SEAL, EXH TUBE HOUSING	1	DF70A:010754~ DF80A:010136~ DF90A:011036~
12	55127-87D00	UNION, SPEEDOMETER HOSE	1	
13	09355-40805-00B	HOSE, SPEEDOMETER	1	L:2000->1500
14	09362-09008	NIPPLE, SPEEDOMETER	1	
15	09407-10404	CLAMP, SPEEDOMETER HOSE	2	
16	09116-10137	BOLT, GEAR CASE (10X70)	1	TYPE:L
17	09116-10150	BOLT, GEAR CASE (10X55)	4	TYPE:L
18	29141-93J20	NUT, EXTENSION BOLT	5	TYPE:X
19	09160-10141	WASHER, EXTENSION BOLT	5	TYPE:X
20-1	58100-87L00-019	PROPELLER (3X14X13)	1	
20-2	58100-87L10-019	PROPELLER (3X13.875X15)	1	
20-3	58100-87L20-019	PROPELLER (3X13.75X17)	1	
20-4	58100-87L30-019	PROPELLER (3X13.75X19)	1	
20-5	58100-87L40-019	PROPELLER (3X13.75X21)	1	
20-6	58100-87L50-019	PROPELLER (3X13.75X23)	1	



FIG.33

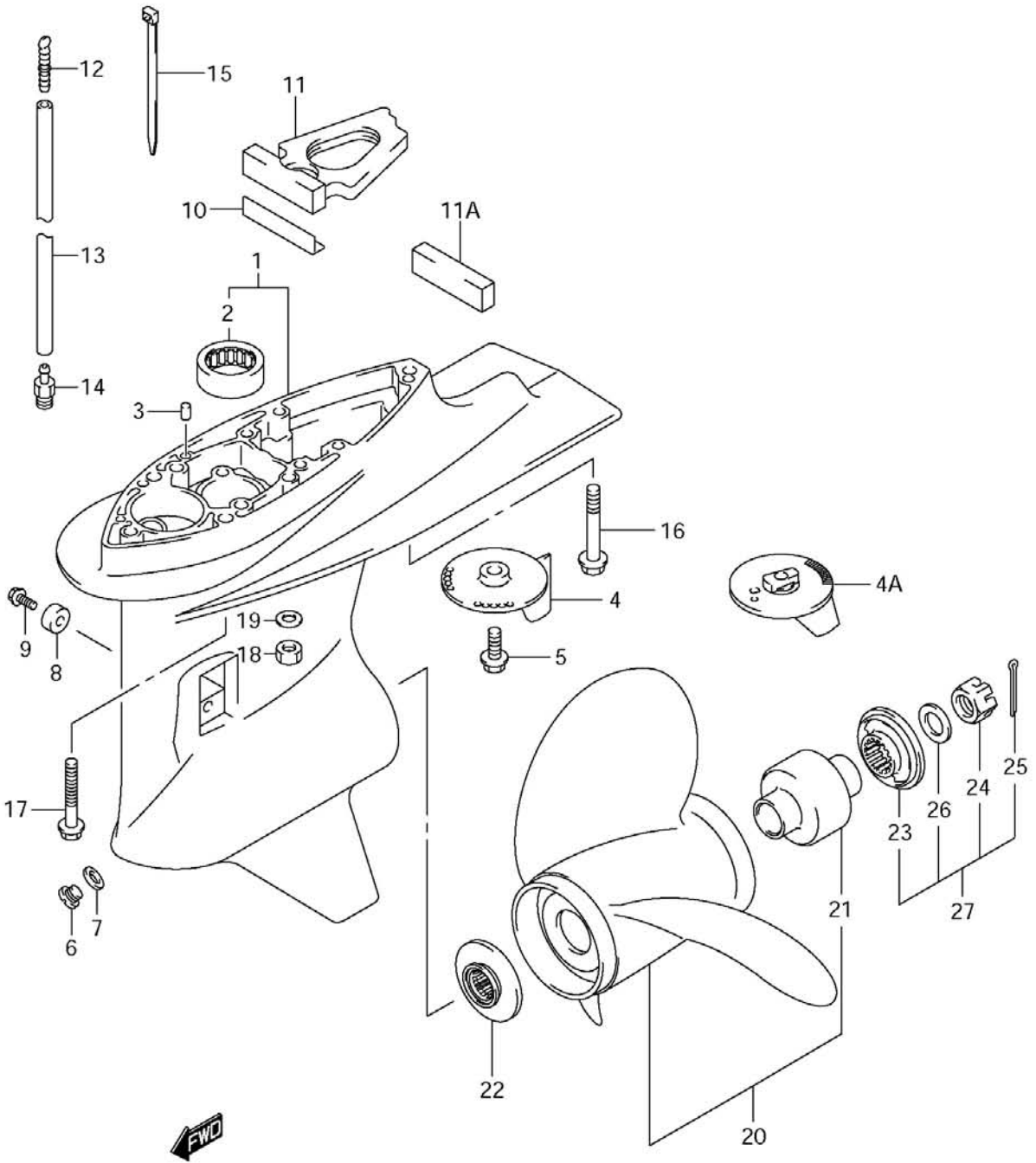


Fig.33 (F-12 ) GEAR CASE

Ref #	Part Number	Description	Qty	Remarks
20-7	58100-90J01-019	PROPELLER (3X14X17)	1	OPT
20-8	58100-90J11-019	PROPELLER (3X14X19)	1	OPT
20-9	58100-90J21-019	PROPELLER (3X14X21)	1	OPT
20-10	58100-90J31-019	PROPELLER (3X14X23)	1	OPT
20-11	58100-90J41-019	PROPELLER (3X14X15)	1	OPT
20-12	58200-90J00	PROPELLER (3X14.25X18)	1	NOT FOR US MARKET
20-13	58200-90J10	PROPELLER (3X14.25X20)	1	NOT FOR US MARKET
20-14	58200-90J20	PROPELLER (3X14.25X22)	1	NOT FOR US MARKET
20-15	58200-90J30	PROPELLER (3X14.25X24)	1	NOT FOR US MARKET
21	58120-90J00	.BUSH	1	
22	57632-87L00	STOPPER, PROPELLER BUSH	1	
23	57633-90J02	SPACER, PROPELLER NUT	1	
24	09141-18005	NUT, PROPELLER	1	
25	09204-03003	PIN, COTTER (L:25)	1	
26	09160-18028	WASHER, PROP NUT (18.5X31X1.0)	1	
27	57630-90J00	KIT, PROPELLER NUT	1	OPT
28	25700-87L00	SEALING KIT, GEAR CASE	1	OPT NOT SHOWN

FIG.33

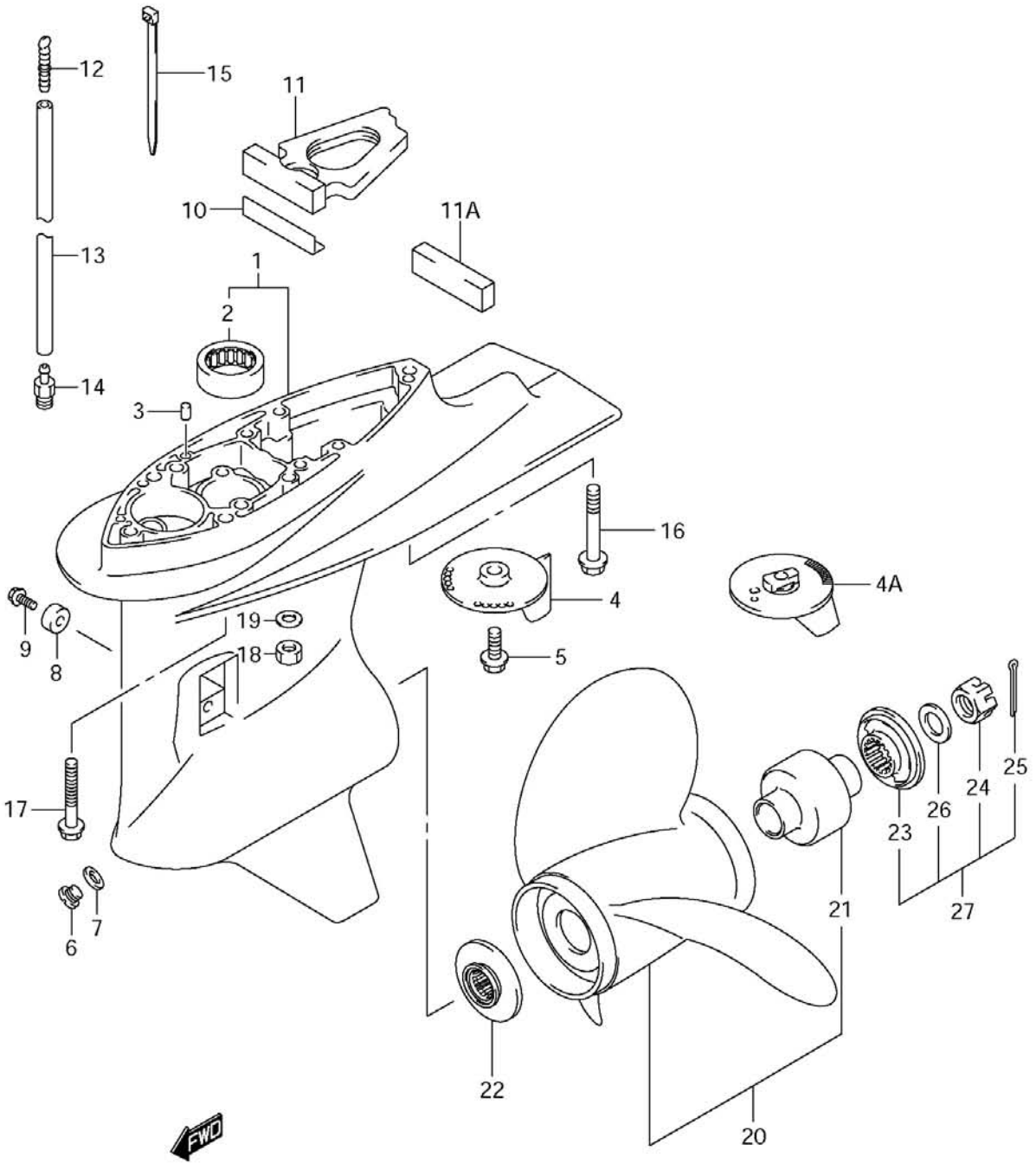


Fig.34 (G-2 ) SIDE COVER

Ref #	Part Number	Description	Qty	Remarks
1	61112-99E01	RUBBER, SIDE COVER	1	
2	61134-87L00	SEAL, SIDE COVER	1	
3-1	61811-87L01-0EP	COVER, SIDE STBD	1	
3-2	61811-87L10-0EP	COVER, SIDE STBD	1	DF70A:010754~ DF80A:010136~ DF90A:011036~
4-1	61821-87L01-0EP	COVER, SIDE PORT	1	
4-2	61821-87L10-0EP	COVER, SIDE PORT	1	DF70A:010754~ DF80A:010136~ DF90A:011036~
5	09136-06148	SCREW, SIDE COVER (6X35)	8	
6	09136-06149	SCREW, SIDE COVER (6X55)	2	
7	09136-06161	SCREW, SIDE COVER (6X17)	3	
8	09321-08022	CUSHION, SIDE COVER	2	
9	61827-87L00	HOLDER, SIDE COVER	1	
10	01550-08207	BOLT, SIDE COVER HOLDER	2	
11-1	61831-87L00-0EP	PANEL, FRONT	1	
11-2	61831-87L20-0EP	PANEL, FRONT	1	DF70A:010754~ DF80A:010136~ DF90A:011036~
12	09118-08127	BOLT, FRONT PANEL (8X40)	2	
13	09169-08039	WASHER, FRONT PANEL	2	
14	09320-11013	CUSHION, FRONT PANEL	2	
15	17913-93J00	PLUG, WATER	1	
16	17914-93J00	GASKET, WATER PLUG	1	
17	61632-93J00	SHAFT, ENGINE COVER HOOK	2	
18	61641-87L00	HOOK, ENGINE COVER	2	
19	09116-06127	BOLT, HOOK (6X12)	2	
20	61633-87L00	LEVER, HOOK REAR	1	
21	61645-87L00	LEVER, HOOK FRONT	1	
22	61673-93J10	LATCH, HOOK LEVER	2	
23	09160-13014	WASHER, REAR HOOK LEVER (13.2X25X1.0)	2	
24	09164-14008	WASHER, WAVE	2	
25	09202-04022	PIN, HOOK LEVER	2	
26	09306-13007	BUSH, HOOK LEVER	2	
27	01550-05107	BOLT, LATCH FRONT	2	
28	01550-05167	BOLT, LATCH REAR	2	
29	61124-87L00	GROMMET, REMOCON CABLE	1	

**FIG.34**

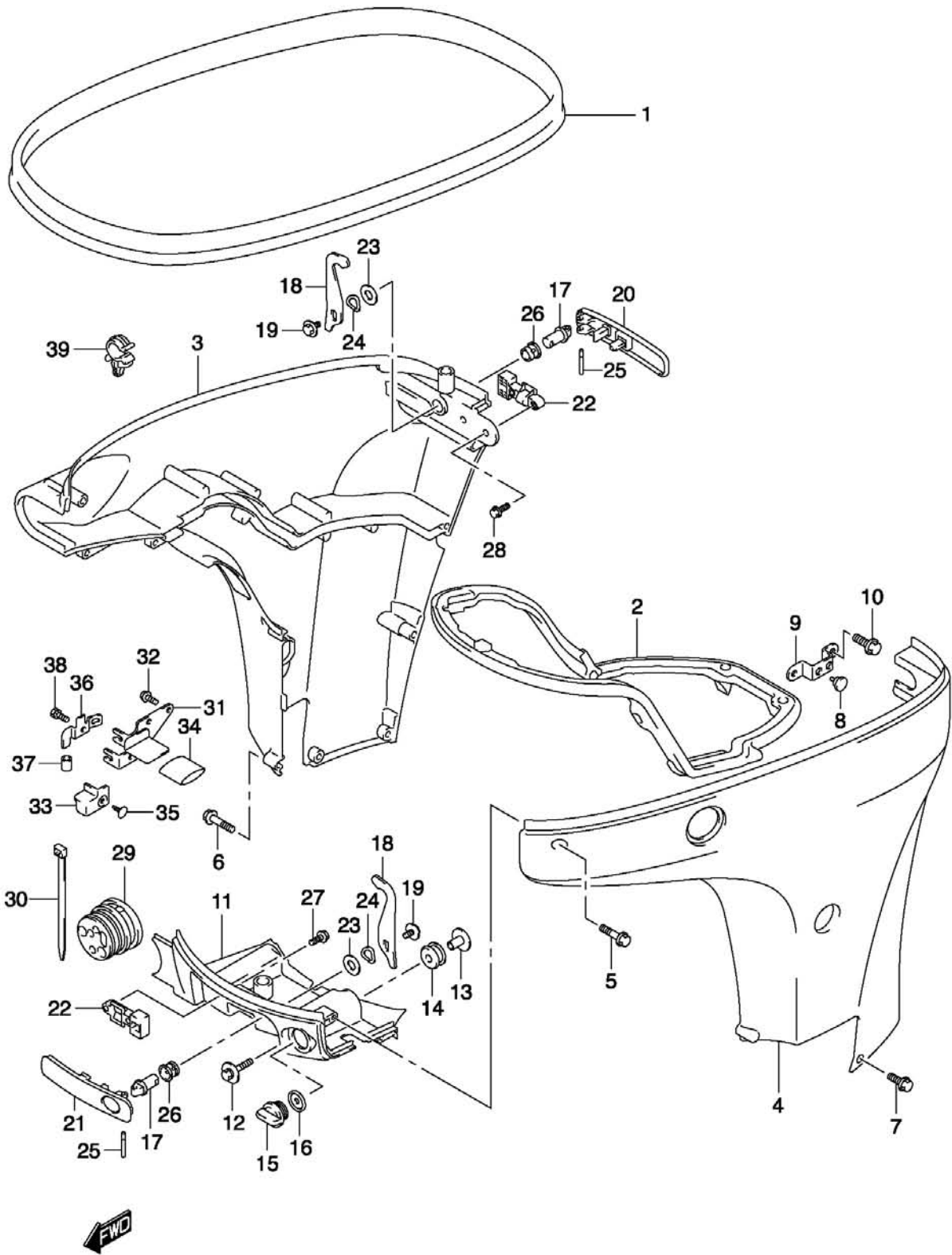


Fig.34 (G-3 ) SIDE COVER

Ref #	Part Number	Description	Qty	Remarks
30	09407-25402	BAND, REMOCON CABLE GROMMET	1	
31	67341-87L00	HOLDER, REMOCON CABLE	1	
32	01550-06167	BOLT, REMOCON CABLE HOLDER	2	
33	67345-87L00	PROTECTOR	1	
34	67346-87L00	PROTECTOR, HOLDER	1	
35	09409-10304-5ES	CLIP	1	
36	67350-87L00	STOPPER, REMOCON CABLE	1	
37	09352-70103-600	.CUSHION	2	L:600->14
38	01570-06127	BOLT, REMOCON CABLE STOPPER	1	
39	09403-11320	CLAMP, FUEL HOSE	1	

**FIG.34**

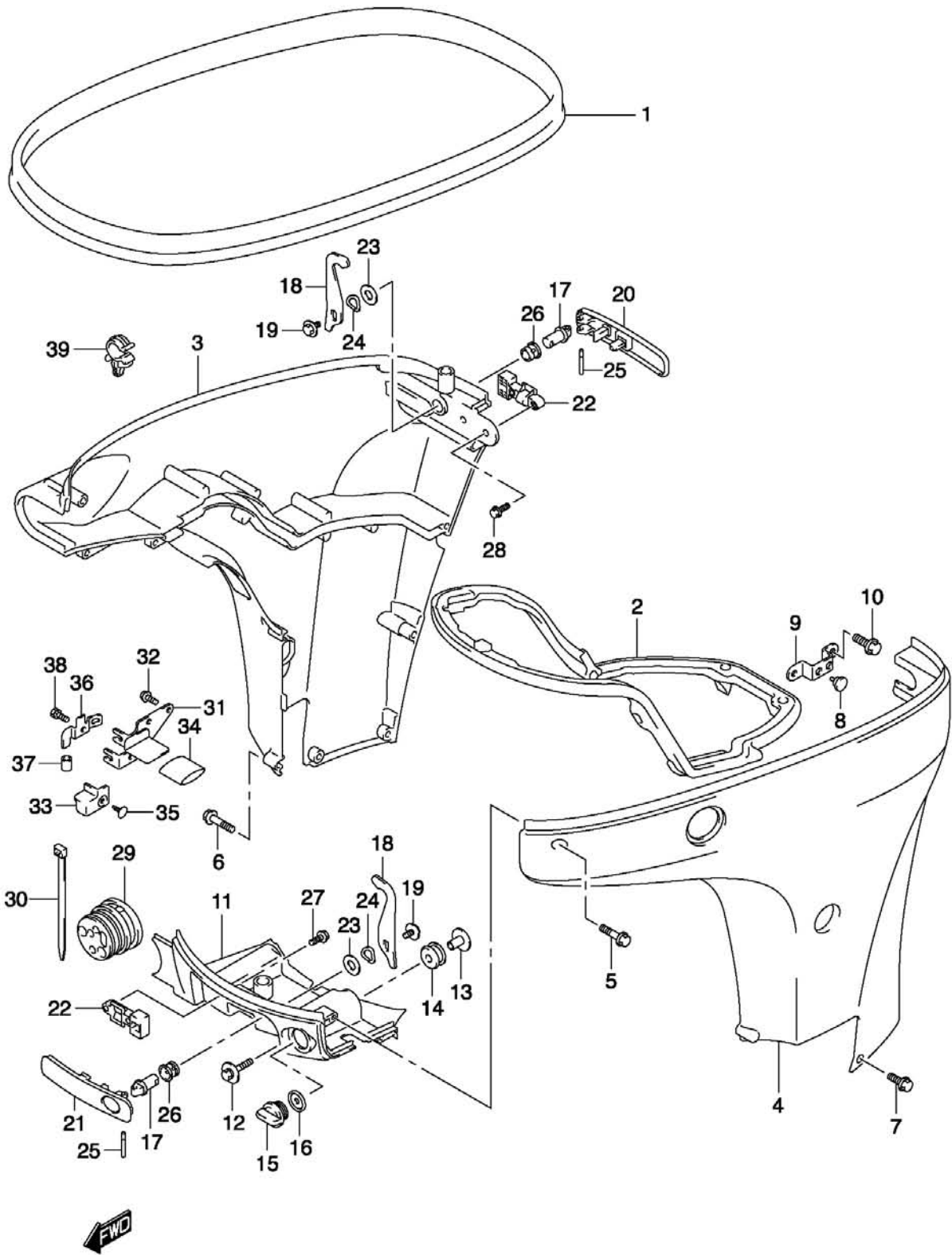


Fig.35 (G-4 ) ENGINE COVER

Ref #	Part Number	Description	Qty	Remarks
1-1	61400-87Y60-0EP	COVER SET, ENGINE	1	NOT INCLUDED 68111-18G20
1-2	61400-87Y64-0EP	COVER SET, ENGINE	1	MODEL:10~
2-1	61431-87L00-0EP	.HANDLE, TILT UP	1	
2-2	61431-87L10-0EP	.HANDLE, TILT UP	1	DF70A:010754~ DF80A:010136~ DF90A:011036~
3	61439-87L00	.SEAL, TILT UP HANDLE	1	
4	01550-06167	.BOLT, TILT UP HANDLE	5	
5	61476-87L00	.SEAL, AIR VENT	1	
6	61610-93J00	.FASTENER	2	
7	09329-10022	.CUSHION, FASTENER	2	
8	01550-06127	.BOLT, ENGINE COVER FASTENER	2	
9-1	61443-87L11	.STRIPE, ENGINE COVER STBD	1	
9-2	61453-87L11	.STRIPE, ENGINE COVER PORT	1	
10	61446-87L10	.DECAL, EFI	1	
11	68111-18G20	.EMBLEM (S)	1	
12	61422-87L50	MARK, EMBLEM FRONT (70)	1	DF70A
13	61422-87L30	MARK, EMBLEM FRONT (80)	1	DF80A
14	61422-87L40	MARK, EMBLEM FRONT (90)	1	DF90A
15	61435-87L50	MARK, EMBLEM REAR (70)	1	DF70A
16	61435-87L30	MARK, EMBLEM REAR (80)	1	DF80A
17	61435-87L40	MARK, EMBLEM REAR (90)	1	DF90A
18	61458-99E31	LABEL, ENGINE COVER	1	
19	69716-99E13	LABEL, FUEL LIMITATION	1	MODEL:09
20	09800-81840	TOOL SET	1	



FIG.35

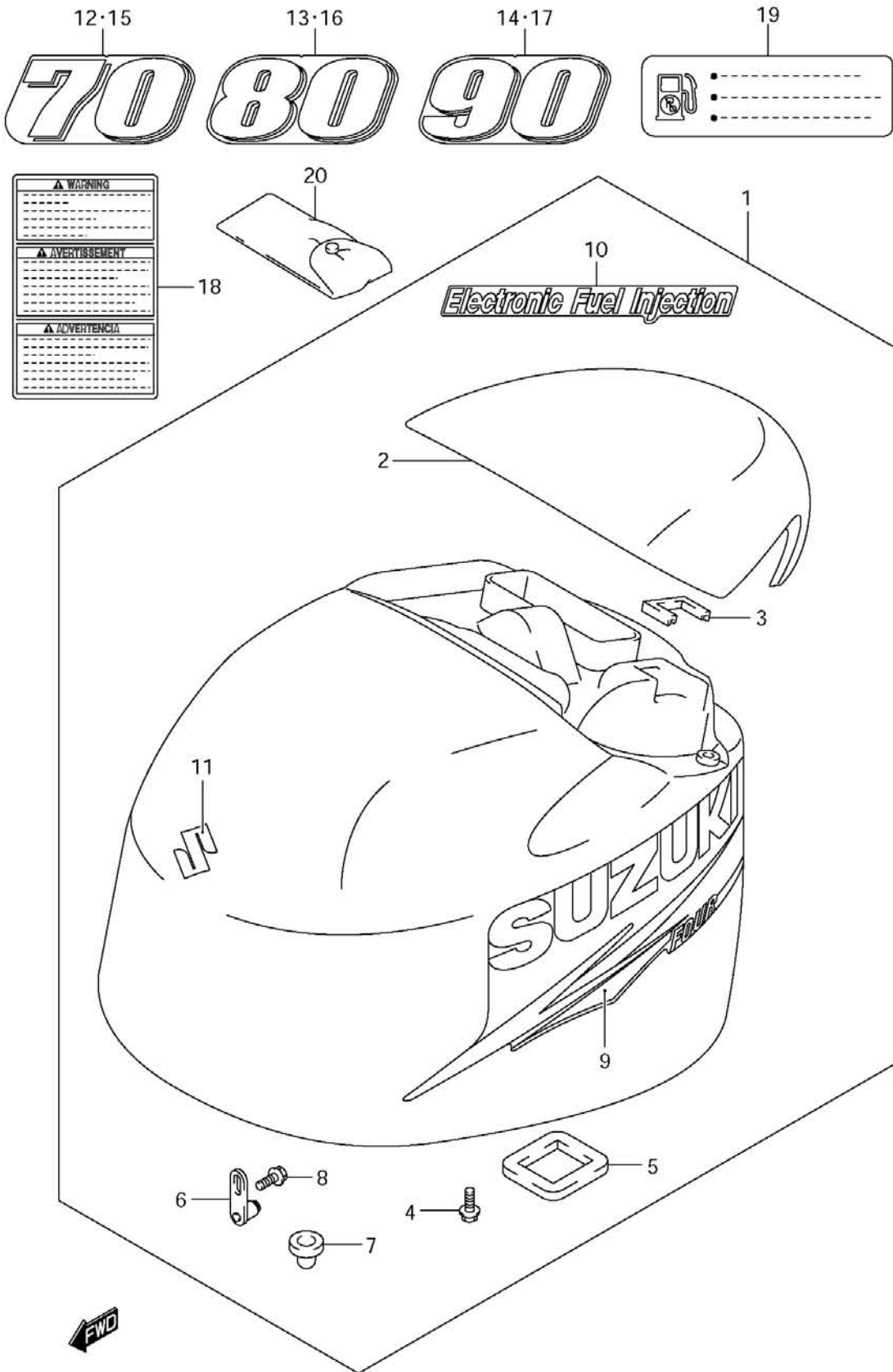


Fig.36 (G-5 ) FUEL HOSE

Ref #	Part Number	Description	Qty	Remarks
1	09401-11423	CLIP, FUEL HOSE	1	
2	09251-07003	CAP, FUEL JOINT	1	
3	09367-08001	JOINT, FUEL HOSE	1	
4	65770-95505	PUMP, SQUEEZE	1	

FIG.36

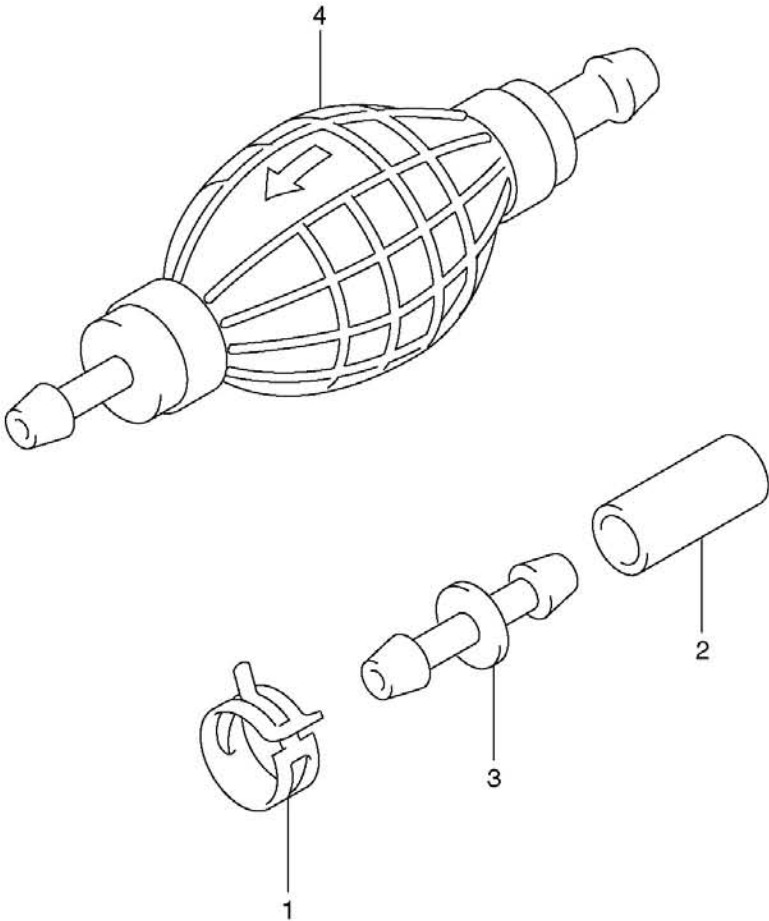


Fig.37 (G-6 ) DRAG LINK

Ref #	Part Number	Description	Qty	Remarks
1	41161-94400	SEAL, STEERING CABLE	1	
2	67701-87L00	LINK, DRAG	1	
3	67721-87L00	.SPACER	1	
4	67725-99E10	.BOLT, DRAG LINK	1	
5	67726-99E00	.NUT	2	
6	67728-99E00	.WASHER	4	
7	67467-89J01	CONNECTOR, REMOCON CABLE	2	
8	09385-06012	CLIP	2	
9	09160-06055	WASHER (7X12X1.0)	2	

**FIG.37**

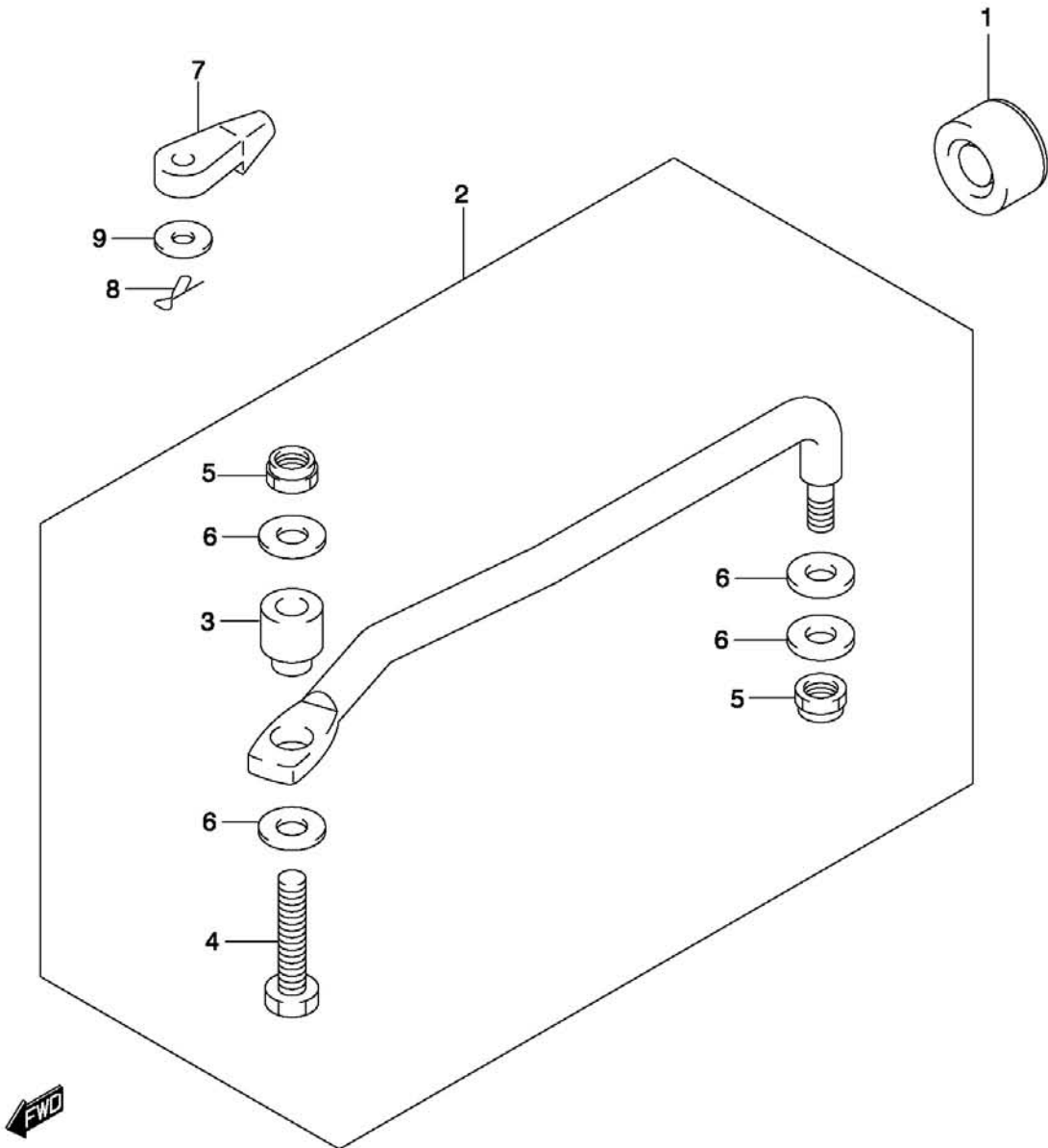


Fig.38 (H-2 ) OPT:METER (1)

Ref #	Part Number	Description	Qty	Remarks
1-1	34800-93J00	METER ASSY, TRIM	1	BLACK
1-2	34800-93J11	METER ASSY, TRIM	1	WHITE
2	09471-12103	.BULB	1	
3-1	34100-93J00	SPEEDOMETER ASSY	1	MAX 130KM/H BLACK
3-2	34100-93J11	SPEEDOMETER ASSY	1	MAX 130KM/H WHITE
3-3	34100-93J20	SPEEDOMETER ASSY	1	MAX 80KM/H BLACK
3-4	34100-93J31	SPEEDOMETER ASSY	1	MAX 80KM/H WHITE
3-5	34100-93J40	SPEEDOMETER ASSY	1	NOT FOR US MARKET
3-6	34100-93J51	SPEEDOMETER ASSY	1	NOT FOR US MARKET
3-7	34100-93J60	SPEEDOMETER ASSY	1	NOT FOR US MARKET
4	09471-12028	.BULB	1	
5	34191-92E00	.TUBE	1	
6	09407-14407	.BAND	2	
7	36615-96300	.TERMINAL, RESIN	2	
8-1	34600-93J00	METER ASSY, VOLTAGE	1	BLACK
8-2	34600-93J11	METER ASSY, VOLTAGE	1	WHITE
9	09471-12103	.BULB	1	
10-1	34300-93J00	GAUGE ASSY, FUEL	1	BLACK
10-2	34300-93J11	GAUGE ASSY, FUEL	1	WHITE
11	34310-92E00	.LEAD, FUEL GAUGE	1	
12	34360-92E00	.ADAPTER, FUEL GAUGE	1	
13	09471-12103	.BULB	1	
14-1	34500-93J00	METER ASSY, HOUR	1	BLACK
14-2	34500-93J11	METER ASSY, HOUR	1	WHITE
15	09471-12103	.BULB	1	
16-1	34650-93J20	GAUGE ASSY, WATER PRESSURE	1	15PSI BLACK
16-2	34650-93J31	GAUGE ASSY, WATER PRESSURE	1	15PSI WHITE
17	34191-92E00	.TUBE	1	
18	09407-14407	.BAND	2	
19	09471-12103	.BULB	1	
20-1	34200-93J00	TACHOMETER ASSY, WITH MONITOR	1	BLACK
20-2	34200-93J11	TACHOMETER ASSY, WITH MONITOR	1	WHITE
21	36615-96300	.TERMINAL, RESIN	4	
22	09471-12077	.BULB	1	
23	34190-87D00	SENDER, SPEEDOMETER	1	

**FIG.38**

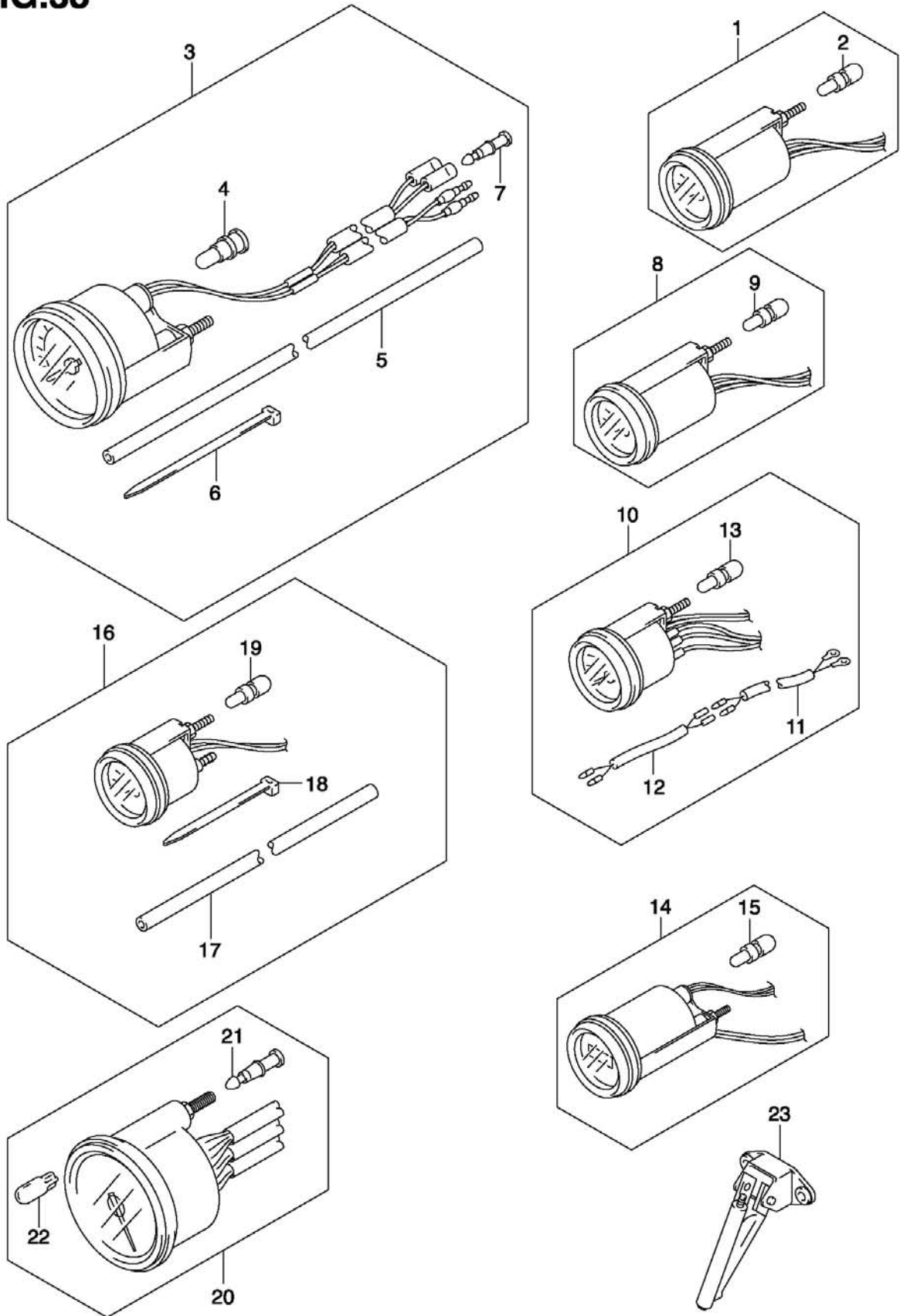


Fig.39 (H-3 ) OPT:METER (2)  
(NOT FOR US MARKET)

Ref #	Part Number	Description	Qty	Remarks
1-1	34100-98J01	SPEEDOMETER ASSY	1	MAX 130KM/H BLACK
1-2	34100-98J11	SPEEDOMETER ASSY	1	MAX 130KM/H WHITE
1-3	34100-98J21	SPEEDOMETER ASSY	1	MAX 80KM/H BLACK
1-4	34100-98J31	SPEEDOMETER ASSY	1	MAX 80KM/H WHITE
1-5	34100-98J41	SPEEDOMETER ASSY	1	NOT FOR US MARKET
2	34112-98J00	.NUT	1	
3-1	34200-98J03	TACHOMETER ASSY	1	BLACK
3-2	34200-98J13	TACHOMETER ASSY	1	WHITE
4	34112-98J00	.NUT	1	
5-1	34300-98J00	GAUGE ASSY, FUEL	1	BLACK
5-2	34300-98J10	GAUGE ASSY, FUEL	1	WHITE
6	34815-98J00	.NUT	1	
7-1	34600-98J00	METER ASSY, VOLTAGE	1	BLACK
7-2	34600-98J10	METER ASSY, VOLTAGE	1	WHITE
8	34815-98J00	.NUT	1	
9-1	34800-98J00	METER ASSY, TRIM	1	BLACK
9-2	34800-98J10	METER ASSY, TRIM	1	WHITE
10	34815-98J00	.NUT	1	
11	34120-98J01	KIT, SPEEDOMETER SUB	1	
12	34190-95500	.SENDER ASSY, SPEEDOMETER	1	
13	03112-06303	..SCREW	2	
14	55127-87D00	.UNION, HOSE	1	
15	09355-40805-00B	.HOSE, WATER PRESSURE	1	L:2000->1700
16	09407-10404	.CLAMP, HOSE	2	
17	34970-98J01	KIT, WATER PRESSURE SENSOR	1	
18	09401-08413	.CLIP	4	
19	34115-98J00	.CONNECTOR, WATER HOSE	1	
20	34960-98J00	.SENSOR ASSY, PRESSURE	1	
21	09352-50903-600	.HOSE, WATER PRESSURE	1	L:600->500
22	09367-06002	.3 WAY	1	
23	01550-06207	.BOLT	1	
24	09250-08013	.CAP	1	
25	17917-87L00	CONNECTOR, FLUSH WATER	1	



**FIG.39**

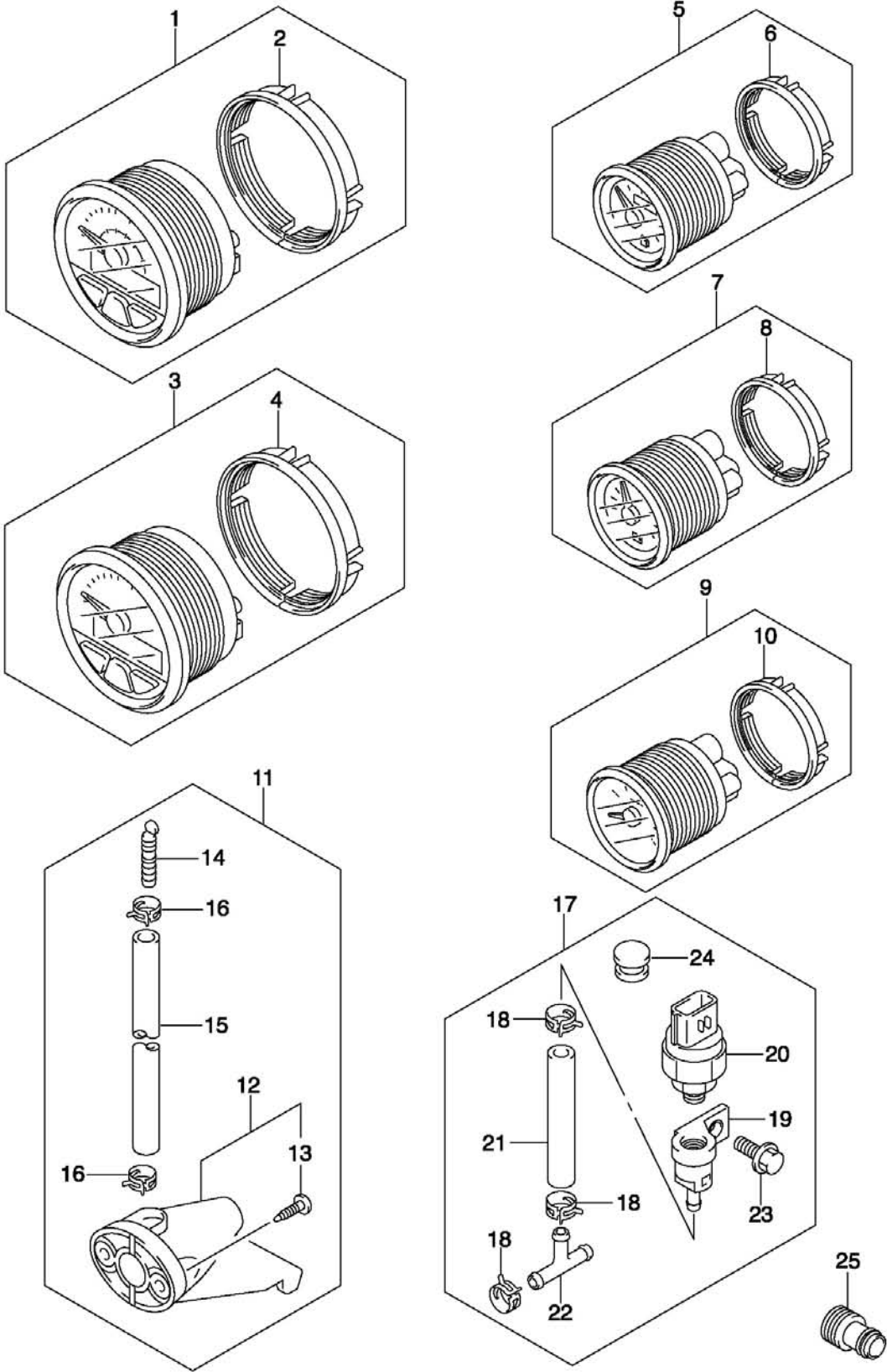


Fig.40 (H-4 ) OPT:WATER PRESSURE GAUGE SUB KIT

Ref #	Part Number	Description	Qty	Remarks
1	34660-90J02	WATER PRESSURE GAUGE SUB KIT	1	
2	09352-50903-600	.HOSE	1	L:600->160 NOT FOR DF70A/80A/90A
3	09352-50903-600	.HOSE	1	L:600->210
4	09367-06006	.3 WAY	1	
5	09401-08413	.CLIP	4	3PCS FOR DF70A/80A/90A
6	18498-99EA0	.PROTECTOR (L:80)	1	
7	09407-25402	.CLAMP	1	
8	17917-87L00	CONNECTOR, FLUSH WATER	1	

**FIG.40**

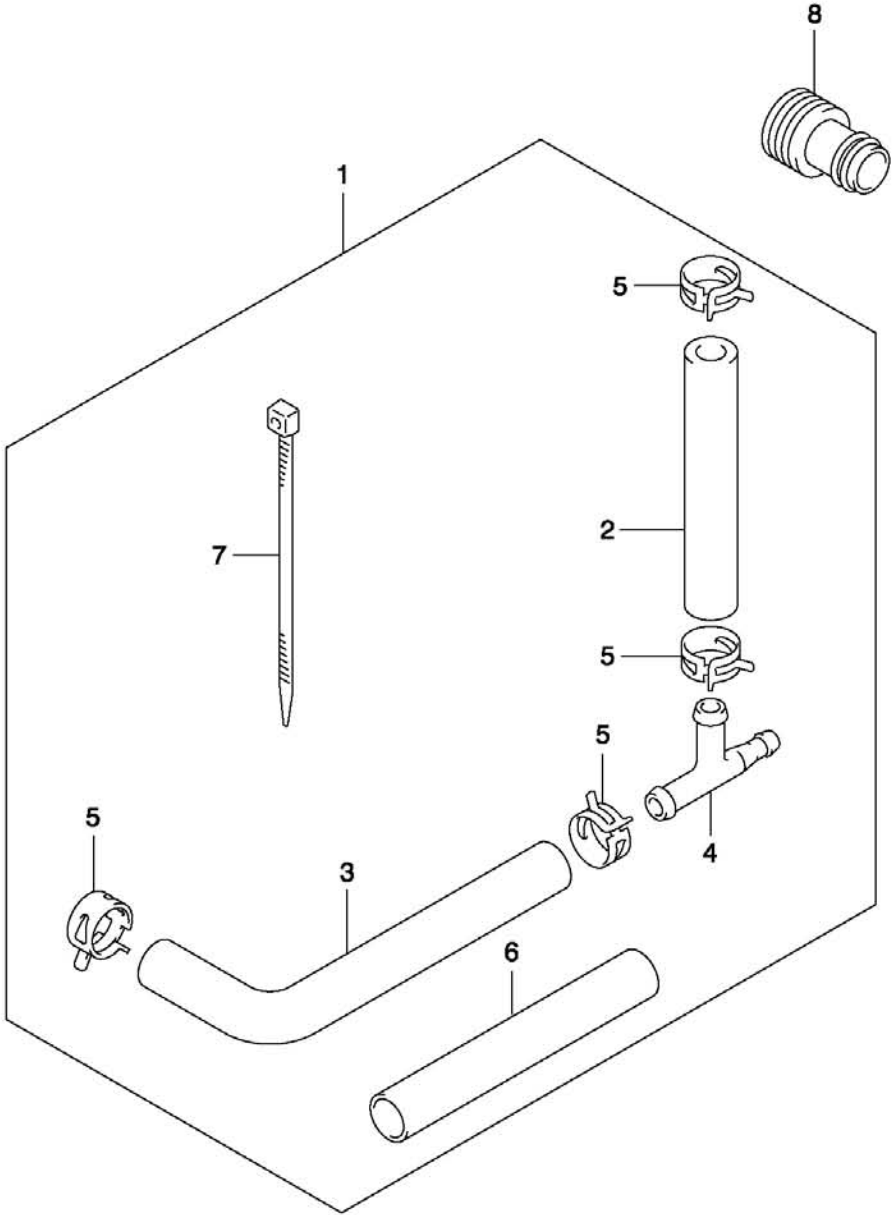


Fig.41 (H-5 ) OPT:HARNESS (1)

Ref #	Part Number	Description	Qty	Remarks
1-1	36620-93J10	WIRE ASSY, REMOCON EXTENSION	1	L:2000
1-2	36620-93J40	WIRE ASSY, REMOCON EXTENSION	1	L:3000
2	36620-93J30	WIRE ASSY, REMOCON ADAPTER	1	L:2000
3	38500-93J00	BUZZER ASSY, WARNING	1	
4-1	36620-93J01	WIRE ASSY, REMOTE CONTROL	1	L:5000
4-2	36620-93J51	WIRE ASSY, REMOTE CONTROL	1	L:3500
4-3	36620-93J61	WIRE ASSY, REMOTE CONTROL	1	L:6500
5	36990-87D00	TERMINAL & SLEEVE SET	1	
6	34870-87L00	ADAPTER, TRIM METER	1	MODEL:09
7	09407-14407	.CLAMP	1	

FIG.41

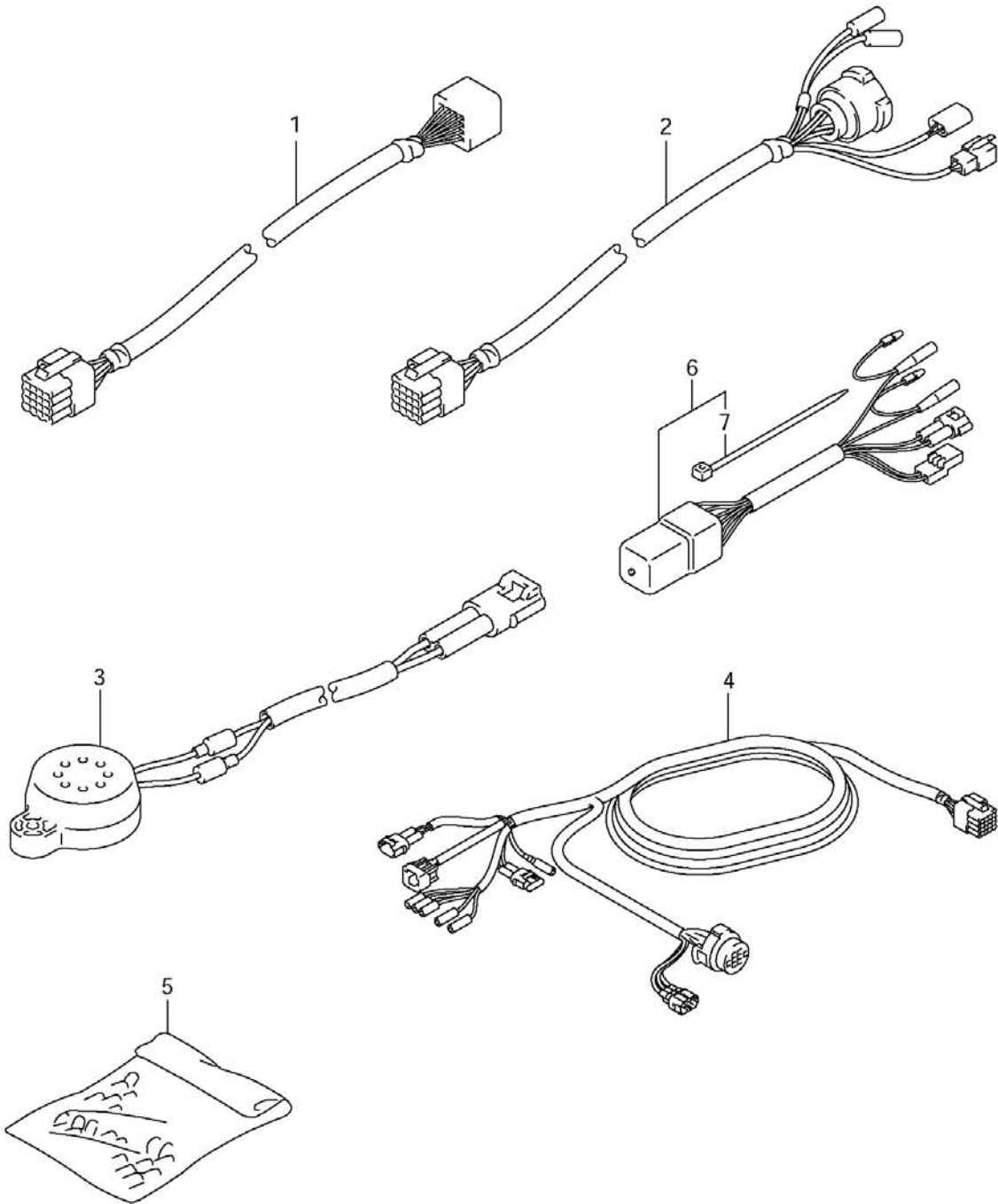


Fig.42 (H-6 ) OPT:HARNESS (2)  
 (NOT FOR US MARKET)

Ref #	Part Number	Description	Qty	Remarks
1	34921-98J00	UNIT, ACTIVE HUB	1	
2	34922-98J02	UNIT, INTERFACE	1	
3	36661-98J00	HARNESS ASSY, INTERFACE UNIT	1	
4	36615-96300	.TERMINAL, RESIN	7	
5	09481-05501	.FUSE (5A)	1	
6	36664-98J00	HARNESS ASSY, 3" GAUGE	1	
7	36665-98J00	WIRE, JUMPER	1	
8	36666-98J10	CAP, 6 PIN CONNECTOR	1	
9	34921-98J10	UNIT, PASSIVE HUB	1	
10-1	36662-98J00	HARNESS ASSY, HUB S	1	L:1000
10-2	36662-98J10	HARNESS ASSY, HUB L	1	L:6500
11-1	36663-98J00	HARNESS ASSY, ACTIVE HUB PWR	1	L:2500
11-2	36663-98J10	HARNESS ASSY, ACTIVE HUB PWR	1	L:6000
12	09481-05501	.FUSE (5A)	1	
13	36664-98J10	HARNESS ASSY, 2" GAUGE	1	
14	36666-98J00	CAP, 8 PIN CONNECTER	1	
15	36667-98J00	CAP, 2 PIN CONNECTER	1	
16	36661-93J00	ADAPTER, INTERFACE MODULE	1	
17	36646-87L00	LEAD, INTERFACE MODULE ADAPTER	1	

FIG.42

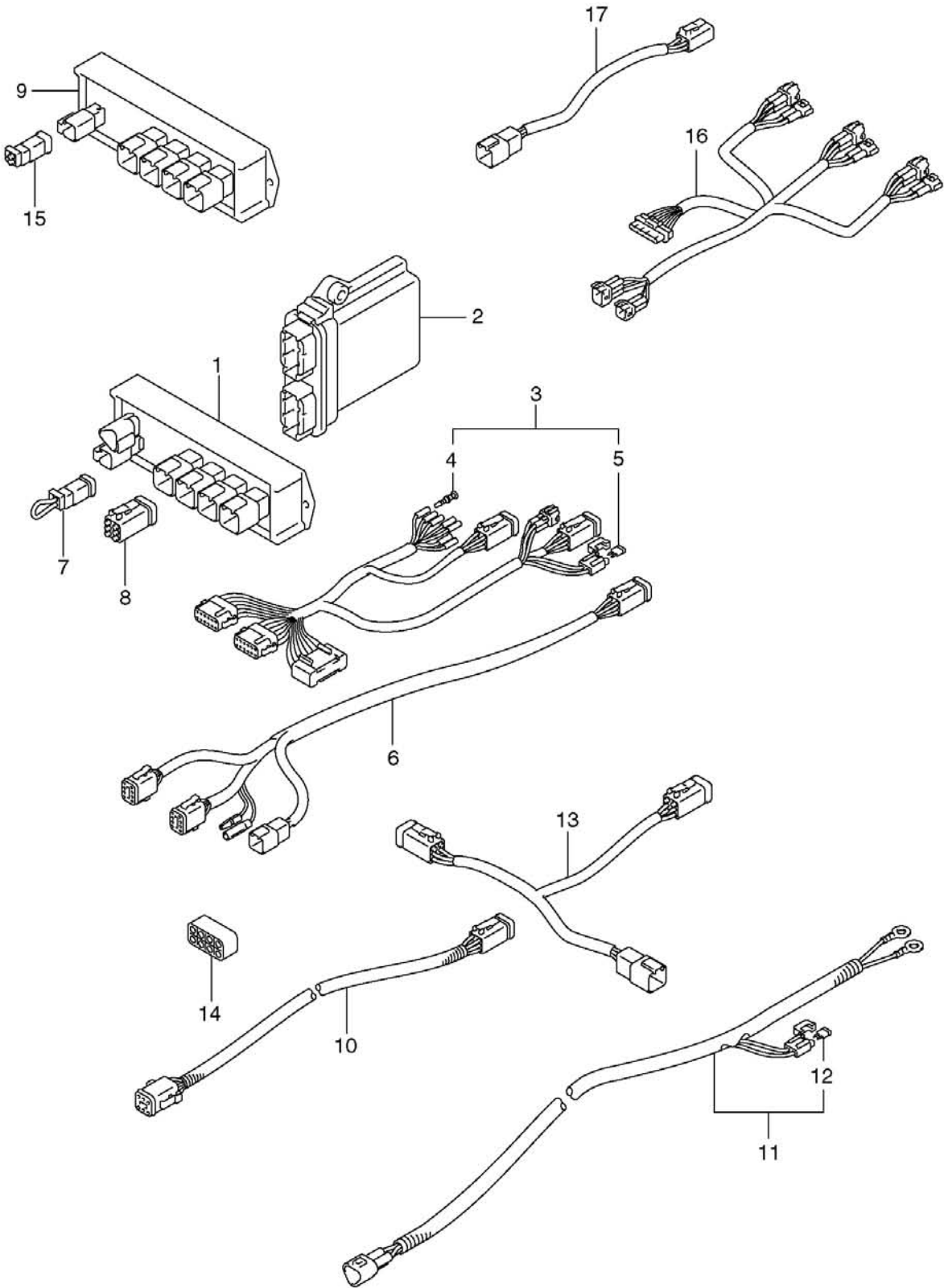


Fig.43 (H-7 ) OPT:SWITCH

Ref #	Part Number	Description	Qty	Remarks
1	37100-96J00	PANEL ASSY, IGNITION SW	1	
2	37139-99E00	.PANEL, IGNITION SW	1	
2A	38500-93J90	.BUZZER ASSY, WARNING	1	
2B	09407-08401	.CLAMP, BUZZER	1	
3	37803-93J03	PANEL ASSY, EMERGENCY SW	1	
4	37825-99E00	.PANEL, EMERGENCY SW	1	
5	37805-93J00	PANEL ASSY, PTT SW	1	
6	37855-99E00	.PANEL, PTT SW	1	
7	37210-93J00	PANEL ASSY, LIGHTING SW	1	NOT FOR US MARKET
8	37212-93J00	.PANEL, LIGHTING SW	1	
9	37100-96J23	PANEL ASSY, ENGINE SW	1	
10	37110-93J00	.SWITCH ASSY, IGNITION	2	
11-1	37141-99E00	..KEY (931)	2	
11-2	37141-99E10	..KEY (932)	2	
11-3	37141-99E20	..KEY (933)	2	
11-4	37141-99E30	..KEY (934)	2	
11-5	37141-99E40	..KEY (935)	2	
11-6	37141-99E50	..KEY (936)	2	
11-7	37141-99E60	..KEY (937)	2	
11-8	37141-99E70	..KEY (938)	2	
11-9	37141-99E80	..KEY (939)	2	
11-10	37141-99E90	..KEY (940)	2	
11-11	37141-99EA0	..KEY (941)	2	
11-12	37141-99EB0	..KEY (942)	2	
12	37143-99E00	..CAP, KEY	2	
13	37820-93J03	.SWITCH ASSY, EMERGENCY	1	
14	37139-99E20	.PANEL	1	
15	03121-0516A	.SCREW	4	
16	38500-93J90	.BUZZER ASSY, WARNING	1	
17	09407-08401	.CLAMP, BUZZER	1	



FIG.43

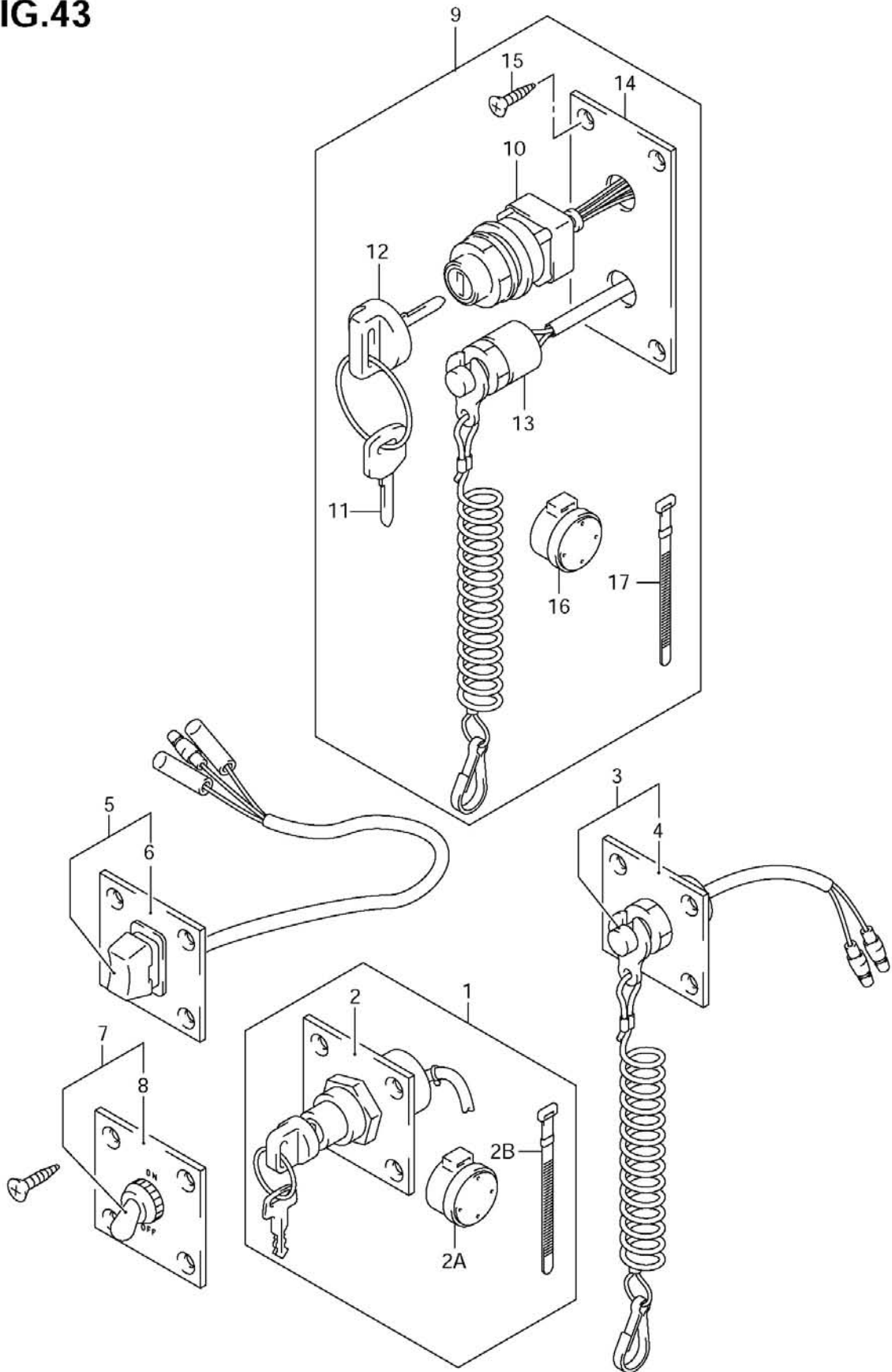


Fig.44 (H-8 ) OPT:TILLER HANDLE

Ref #	Part Number	Description	Qty	Remarks
1-1	63002-87L00-0EP	TILLER HANDLE KIT	1	
1-2	63002-87L02-0EP	TILLER HANDLE KIT	1	
2	19120-87L10	.LEVER, THROTTLE	1	
3	23230-90J00	.CABLE, SHIFT	1	
4	43761-87J11-0EP	.BRACKET, TILLER HANDLE	1	
5	21111-87J10-0EP	.LEVER, SHIFT	1	
6	36620-99E10	.WIRE, HANDLE	1	
7	37110-87J20	.SWITCH, IGNITION	1	
8-1	37141-99E00	..KEY (931)	1	
8-2	37141-99E10	..KEY (932)	1	
8-3	37141-99E20	..KEY (933)	1	
8-4	37141-99E30	..KEY (934)	1	
8-5	37141-99E40	..KEY (935)	1	
8-6	37141-99E50	..KEY (936)	1	
8-7	37141-99E60	..KEY (937)	1	
8-8	37141-99E70	..KEY (938)	1	
8-9	37141-99E80	..KEY (939)	1	
8-10	37141-99E90	..KEY (940)	1	
8-11	37141-99EA0	..KEY (941)	1	
8-12	37141-99EB0	..KEY (942)	1	
9	37143-99E00	..CAP, KEY	1	
10	37820-87J02	.SWITCH, EMERGENCY	1	
11	37823-92E01	..PLATE, LOCK	1	
12	37826-92E00	..NUT	1	
13	37860-94610	.SWITCH, TRIM	1	FOR 63002-87L00-0EP
13A	37850-87J00	.SWITCH ASSY, TRIM	1	FOR 63002-87L02-0EP
14	37869-95590	.CAP, TRIM SWITCH	1	FOR 63002-87L00-0EP
14A	37852-87J00	.PLATE, PTT SWITCH	1	FOR 63002-87L02-0EP
15	38500-92X50	.BUZZER	1	
16	63111-87J10-0EP	.HOUSING, TILLER HANDLE	1	
17-1	63121-87J02	.COVER, UNDER	1	->63120-87J00 COVER KIT, UNDER
17-2	63121-87J03	.COVER, UNDER	1	FOR 63002-87L02-0EP
18	63210-93E30	.GRIP	1	
19	63221-87J00	.SHAFT, THROTTLE	1	

FIG.44

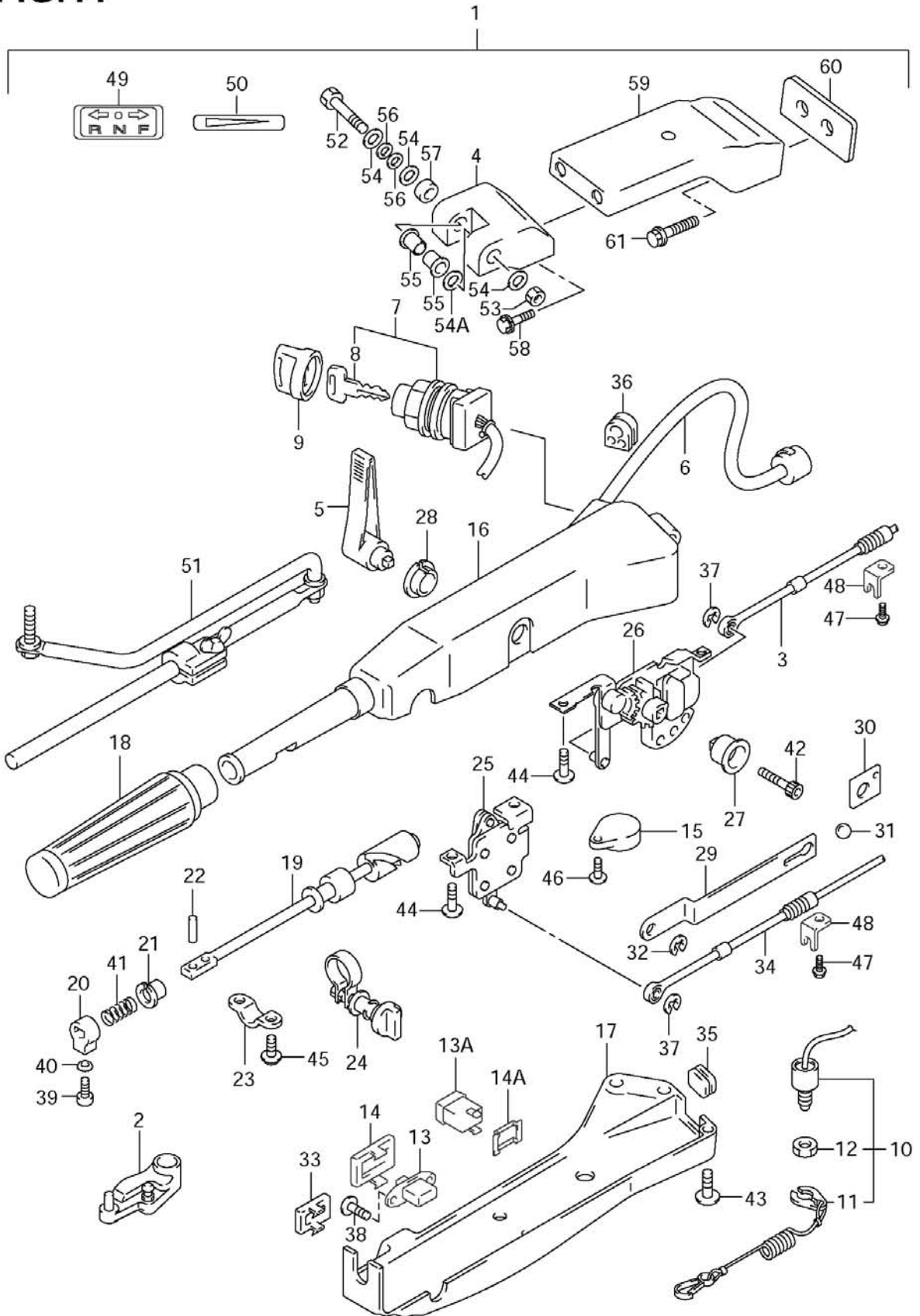


Fig.44 (H-9 ) OPT:TILLER HANDLE

Ref #	Part Number	Description	Qty	Remarks
20	63223-92D00	.STOPPER, HANDLE ROD	1	
21	63225-93200	.BUSH, HANDLE ROD	1	
22	63227-93200	.PIN, HANDLE ROD	1	
23	63235-87J00	.PLATE, THROTTLE SHAFT	1	
24	63240-87J00	.ADJUSTER, THROTTLE GRIP	1	
25	63250-87J01	.ARM, THROTTLE	1	
26	63260-87J02	.GEAR, SHIFT	1	
27	63261-87J00	.BUSH, SHIFT GEAR	1	
28	63262-87J00	.BUSH, SHIFT LEVER	1	
29	63271-87J00	.PLATE, LOCK	1	
30	63272-87J00	.PLATE, BALL GUIDE	1	
31	63273-87J00	.BALL	1	
32	63274-87J00	.E RING	1	
33	67263-99E00	.COVER, TRIM SWITCH	1	FOR 63002-87L00-0EP
34	63610-87J00	.CABLE, THROTTLE	1	
35	63625-99E00	.GROMMET, THROTTLE CABLE	1	
36	63626-99E01	.GROMMET, HANDLE WIRE	1	
37	67292-87J00	.E RING	2	
38	09139-02003	.SCREW (2X6)	1	
39	09126-06015	.SCREW	1	
40	09163-06001	.WASHER	1	
41	09440-12027	.SPRING	1	
42	09106-08099	.BOLT (8X50)	1	
43	09125-05047	.SCREW (5X14)	6	
44	09125-06069	.SCREW (6X12)	4	
45	09136-05008	.SCREW (5X12)	2	
46	02142-05207	.SCREW	1	
47	63611-87J00	.BOLT, CLAMP BRACKET	2	
48	63612-87J00	.BRACKET, CLAMP	2	
49	21131-96010	.MARK, CLUTCH SHIFT	1	
50	63215-93110	.MARK, HANDLE GRIP	1	

FIG.44

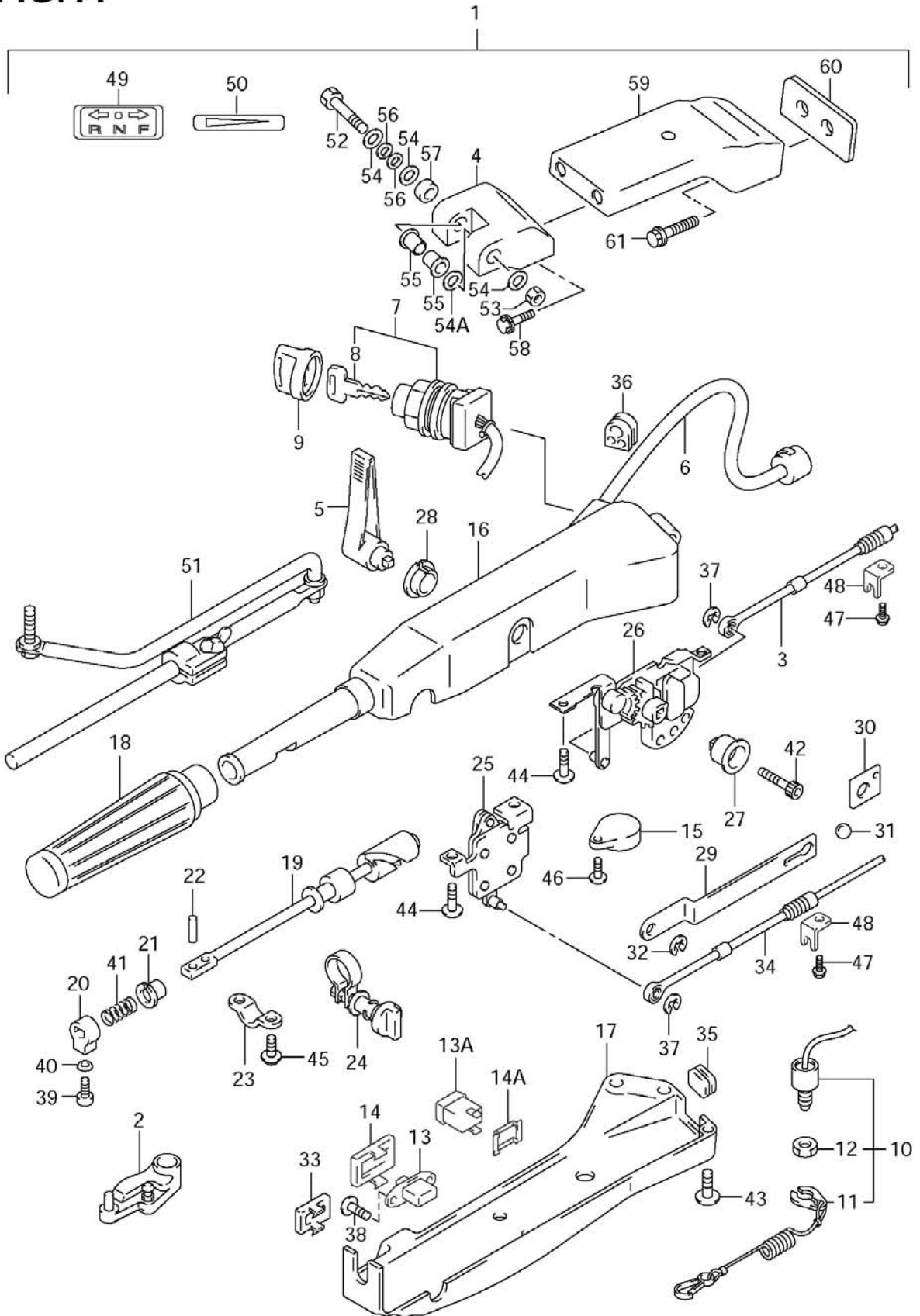


Fig.44 (H-10 ) OPT:TILLER HANDLE

Ref #	Part Number	Description	Qty	Remarks
51	43770-99E03	.ADJUSTER, STEERING	1	
52	09100-10264	.BOLT TILLER HANDLE PIVOT	1	
53	09159-10050	.NUT, TILLER HANDLE PIVOT	1	
54	09160-10114	.WASHER, TILLER HANDLE PIVOT	3	
54A	09160-10508	.WASHER, TILLER HANDLE PIVOT	1	
55	09306-10020	.BUSH, TILLER HANDLE PIVOT	2	
56	09164-10016	.WASHER, TILLER HANDLE SPR	2	
57	43768-90J01	.SPACER, TILLER HANDLE	1	
58	09117-10058	.BOLT, TILLER HANDLE BRACKET	2	
59	43755-87L11-0EP	.EXTENSION, STRG BRACKET	1	
60	43776-87L00	.SPACER, STRG BRACKET	1	
61	09116-10150	.BOLT, ATTACHMENT	2	

FIG.44

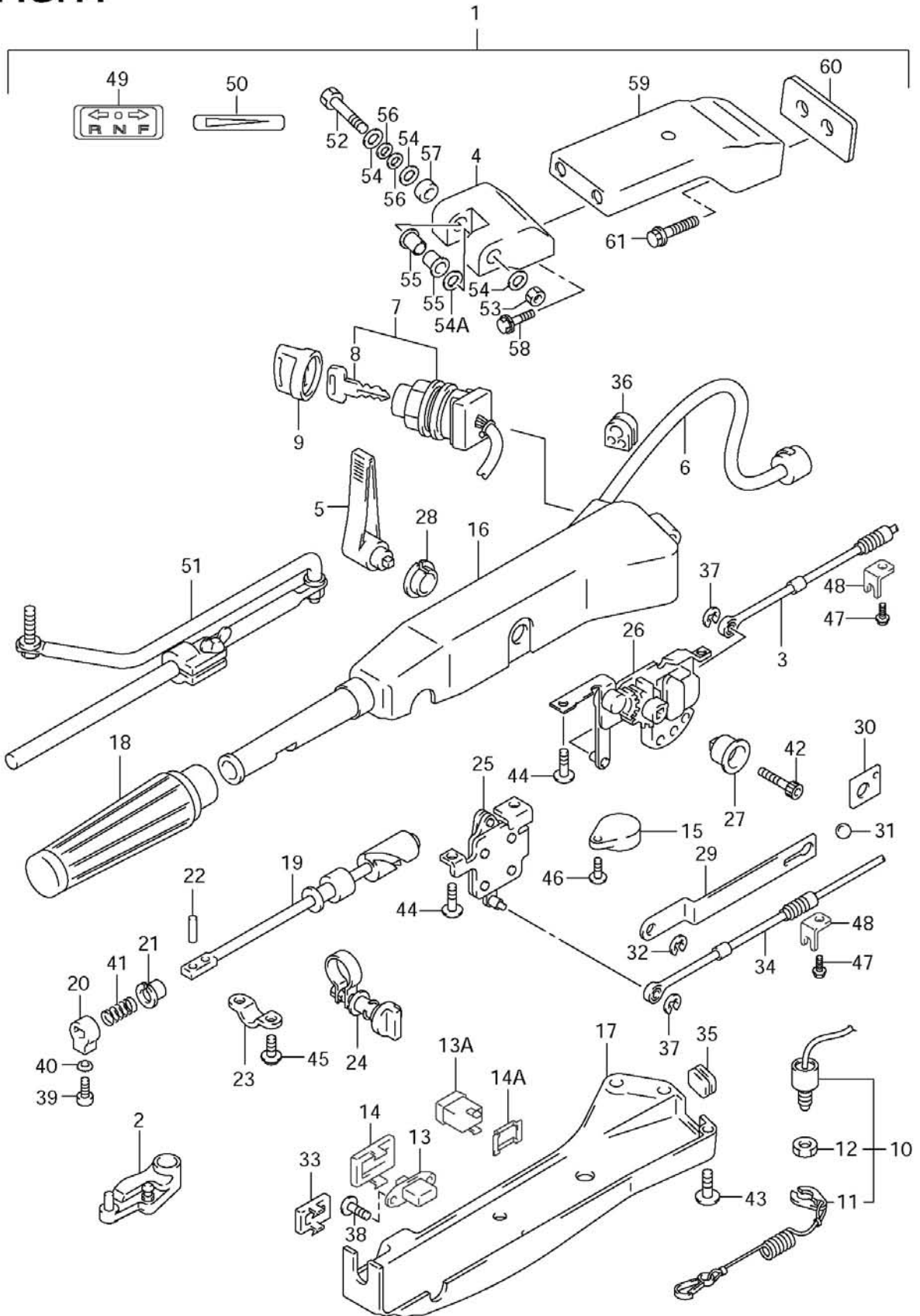


Fig.45 (H-11 ) OPT:GASKET SET

Ref #	Part Number	Description	Qty	Remarks
1	11410-87850	GASKET SET	1	
2	11141-87L00	.GASKET, CYLINDER HEAD	1	
3	11189-87L00	.GASKET, CYLINDER HEAD COVER	1	
4	14151-87L00	.GASKET, EXH COVER	1	
5	17472-87L00	.GASKET, PUMP CASE PANEL	1	
6	11489-87L00	.GASKET, OIL PAN	1	
7	11542-87L00	.GASKET, EXH TUBE	1	
8	11552-87L00	.GASKET, OIL PAN WTR JKT COV	1	
9	51123-87L00	.GASKET, MOUNT CASE COVER	1	
10	51211-87L00	.GASKET, ENGINE HOLDER	1	
11	52331-87L00	.GASKET, EXH TUBE HOUSING	1	
12-1	99011-87L00-03A	MANUAL, OWNER'S	1	DRAWING NOT SHOWN MODEL:09
12-2	99011-87L04-03A	MANUAL, OWNER'S	1	MODEL:10
12-3	99011-87L02-03A	MANUAL, OWNER'S	1	DF70A:110001~ DF80A:110001~ DF90A:110001~



FIG.45

